



Heritage Elementary Second Grade Outreach Learning May 11 – May 15

Click on our picture for a message from your principals and the books to listen to our read alouds:



Haga clic en nuestra imagen para ver un mensaje de sus directores y los libros para escuchar nuestras lecturas en voz alta:



English Message



Spanish Message



Counselor's Corner: <https://www.smores.com/u2487-counselor-s-corner>

Nurse's News: <https://www.smores.com/sdkf6>

If your child receives Special Education, Section 504, or Dyslexia services, services will be addressed weekly by your child's teacher via email.

Si su hijo recibe servicios de Educación Especial, Sección 504 o Dislexia, la maestra de su hijo se ocupará semanalmente de los servicios por correo electrónico.

If there are any questions, please feel free to email your child's teacher at:

Si tiene alguna pregunta, favor de enviar un correo electrónico al maestra/o de su hijo a:

Mrs. Cole: colea@lpisd.org

Mrs. Raymundo: raymundomari@lpisd.org

Ms. Trexler: trexlerh@lpisd.org

2nd Grade Office Hours/Horario de oficina para las maestras de 2a grado: 9-11 am and 1-3 pm

Grades/Grados:

Assignments for the week of May 11-May 15, 2020 are due on Monday, May 18, 2020 by 8:00 a.m.

Las asignaciones para la semana del 11 al 15 de mayo de 2020 vencen el martes 18 de mayo de 2020 a las 8:00 a.m.

Reading/Language Arts

HMH/Clever/Study Island

Objective(s): Students will review informational texts/biographies.

Objective for English Language Learners: use prior knowledge and experiences to understand meanings in English.[1A listen to and derive meaning from a variety of media such as audio tape, video, DVD, and CD ROM to build and reinforce concept and language attainment-2F speak using a variety of grammatical structures, sentence lengths, sentence types, and connecting words with increasing accuracy and ease as more English is acquired.[3C]

Weekly Activities:

Day 1: The students will listen to “The House That Jane Built” on storyonline.net. As you are listening, think about the events in her life.

<https://www.storyonline.net/books/house-that-jane-built/>

Day 2: The student will log into HMH – click on assignments

Click on My Book – “The Stories He Tells” and begin reading. Once you have read the story a few times and feel ready, you will complete the online assessment.

Day 3: The student will log into their Clever account and locate Study Island. The student will begin by clicking active assignment – “Retell and Paraphrase Informational Texts”.

Day 4: Students will log into their Clever account and locate Study Island. The student will begin by clicking active assignment – “Affixes” and “Print and Digital Resources”.

Day 5: Students will log into their Clever account and locate Study Island. The student will begin by clicking active assignment – “Informational Writing” and “Interact with Sources”.

Assessment(s): Assessments will be given online at the end of each lesson.

****Continue working on 4th nine weeks AR goal & Practice in Reading Eggs**

Extension:

Open the following link:

<https://www.storyboardthat.com/> Create a storyboard (Choose one) –

- Retell a book of your choice – beginning, middle, and end
- Give your character a speech bubble to type your words in

Login: User - last name first name (no dot in the middle) Password – Lplunch#

Mathematics

Clever/Study Island

Objective(s): 6B model, create, and describe contextual division situations in which a set of concrete objects is separated into equivalent sets.

Objective for English Language Learners: use prior knowledge and experiences to understand meanings in English.[1A

Weekly Activities:

1. Watch “Multiplication and Division Relationships”
<https://www.youtube.com/watch?v=i31rRt5m1-4>
2. Envision Math Lesson 9-5 Writing Division Stories: watch both videos and complete online quiz
3. Watch “Multiplication Mash Up”
<https://www.youtube.com/watch?v=EgJClho9Mk>
4. Envision Math Lesson 9-6: “Write a Number Sentence”: Watch both videos and complete online quiz

Envision Math

Go to student portal

Click online textbooks

Click Pearson Texas (K-12)

Login:

Username:lastname.firstname Password:lplunch#

Click enVisionMATH Texas 2.0 Grade 2

Click Classes

Scroll down to your Math Lessons

Assessment(s): Students will complete the online quizzes online from Envision.

Science

Clever/Study Island

Objective(s): The student will review all science concepts studied throughout the school year.

Objective for English Language Learners: use prior knowledge and experiences to understand meanings in English.[1A]

Weekly Activities:

1. The student will complete the “Post-Test” for Science on Study Island.

Assessment(s): Students will be assessed online through Study Island.

Social Studies

Studies Weekly

Objective(s): The student will identify state and national symbols that reflect an American love of individualism, inventiveness, and freedom.

Objective for English Language Learners: use prior knowledge and experiences to understand meanings in English.[1A]

Weekly Activities:

1. The student will log into clever, click on iXL and complete the lesson “The White House”.
2. The student will log into clever, click on iXL and complete the lesson “Mount Rushmore”.

Assessment(s): Students will be assessed online through iXL.

Lectura/Artes del lenguaje

LECTURA

Actividades semanales:

Día 1: Los estudiantes escucharán "The House that Jack Built" en [storyonline.net](https://www.storyonline.net). Mientras escucha, piense en el resumen de la historia.
<https://www.storylineonline.net/books/house-that-jane-built/>

Día 2: El alumno iniciará sesión en HMH - haga clic en *my assignments*
Haga clic en *My Book* - "The Stories He Tells" y comience a leer. Una vez que haya leído la historia varias veces y se sienta listo, completará la evaluación en línea.

Día 3: El alumno iniciará sesión en su cuenta *Clever* y localizará Study Island. El alumno comenzará haciendo clic en *Active Assignment: "Retell and paraphrase Informational Texts"*.

Día 4: Los estudiantes iniciarán sesión en su cuenta *Clever* y localizarán Study Island. El estudiante comenzará haciendo clic en *Active Assignment: "Affixes" and "Print and Digital Resources"*.

Día 5: Los estudiantes iniciarán sesión en su cuenta *Clever* y localizarán Study Island. El estudiante comenzará haciendo clic en *Active Assignment: – "Informational Writing" and "Interact with Sources"*.

Evaluación (es): las evaluaciones se realizarán en línea al final de cada lección.

Extensión:

Abre el siguiente enlace: <https://www.storyboardthat.com/>

Crear un guión gráfico

- Cuente una historia sobre cómo se siente al aprender en casa
- Vuelve a contar un libro de tu elección: principio, medio y final
- Dale a tu personaje un globo de diálogo para escribir tus palabras
- Guarda tu trabajo

Inicio de sesión: Usuario - apellido nombre (sin punto en el medio)

Contraseña - Lplunch #

Matemáticas

MATEMATICAS

Actividades semanales:

1. Mire "Multiplication and Division Relationships"
<https://www.youtube.com/watch?v=i31rRt5m1-4>

2. Envision Math Lección 9-4 *Writing Division Stories*: mira ambos videos y completa el cuestionario en línea

3. Mire "Multiplication Mash Up"
<https://www.youtube.com/watch?v=EgjCLhol9Mk>

4. Envision Math Lección 9-6: "Write a Number Sentence": mira ambos videos y completa el cuestionario en línea

Envision Math

Ir al portal de "Students"

Haga Clic online textbooks

Haga Clic Pearson Texas (K-12)

Login: Username:lastname.firstname

Password:lplunch#

Haga Clic enVisionMATH Texas 2.0 Grade 2

Haga Clic Classes

Desplácese hacia abajo a Math Lessons

Evaluación (es): los estudiantes completarán las secciones de práctica en línea en línea desde HMH

Ciencias

CIENCIAS:

Actividades semanales:

- 1.El estudiante terminara el "Post Test" en Study Island bajo ciencias.

Evaluación (es): los estudiantes serán evaluados en línea a través *de Study Island*.

Estudios Sociales

ESTUDIOS SOCIALES:

Actividades semanales:

1. El alumno iniciará sesión de *Clever*, hará clic en iXL y completará la lección "The White House ".
2. El alumno iniciará sesión de *Clever*, hará clic en iXL y completará la lección "Mount Rushmore ".

Evaluación (es): los estudiantes serán evaluados en línea a través de iXL.

Coach Hatfield and Ms. Lupold have your 8th Set of lessons and activities here!
Stay strong physically and in your heart as you exercise, play and make music a new way!
Live links to more lessons are on the pages below the lesson plan text boxes.

If there are any questions, please feel free to email:

P.E. Coach at: hatfieldt@lpisd.org for physical education questions

Office hours for P.E. are: 9:00-11:00 and 1:00-3:00 Monday – Friday

Coaches' Message: Stay Fit! Be Active!

Music/Art Teacher at: lupoldj@lpisd.org for questions about music or art

Office hours for MUSIC & ART are: 9:00-11:00 and 1:00-3:00 Monday - Friday

Fine Arts Message: Lessons on Quaver are the required lessons for Music. This week will also include Enrichment and Extension lessons with links to sites for more music and art experiences.

Music & Art - Week 8 – May 11-15

Objective(s): Dances for this week are **The Bunny Hop** and **The Chicken Dance!** Learn more about musical instruments and how to draw them.

Symphony members and video producer of The Piano Guys.

Weekly Activities: Dance; Learn about Musical Instruments; Art: Draw, paint or create a 3-D version of your favorite instrument! Or, you can invent a new instrument! **Grades 4 & 5: Students will join live performances via TEAMS with Houston Symphony members and Piano Guys Video Producer!**

Grades K -5 Learn about musical instruments:

Here is a great video about a little boy who must discover which instrument he likes best to choose what he will play in the orchestra. This book by actor, John Lithgow "The Remarkable Farkle McBride", is narrated by the author in this video:

<https://www.youtube.com/watch?v=oM5pmq5nr1Q>

Musical Instrument Drawing Tutorials Step-By-Step How to Guide: Choose your favorite instrument to draw and color. There are 4 pages with tutorials that you can click on to play a video guide on how to draw the instrument of your choice:

https://www.drawingtutorials101.com/Others/Musical-Instruments-drawing-tutorials/pg_1

Open the link, go to the page where your favorite instrument is located. Click on "View Tutorial". When it opens, simply scroll down the page for instructions to draw the instrument of your choice.

4th Grade Only: Teachers will send an invitation to the concert hosted on TEAMS! This will be on Tuesday, May 12!

For your live performance with Craig Knudson, the video producer of the Piano Guys, read and learn about the piano and a sample of Craig's performance.

https://www.yamaha.com/en/musical_instrument_guide/piano/play/

Then click below to listen to your guest performer Craig Knudson:

<https://www.youtube.com/watch?v=Okb0hF-Sh0s>

5th Grade only: Teachers will send an invitation to the concert hosted on TEAMS! This will be Wednesday Afternoon, May 13!

For our live performances you'll need to know a little about the **marimba**. Brian del Signore, Principal Percussionist for the Houston Symphony will perform this week.

Read about the tuned percussion instrument the Marimba + Demonstrations:

https://www.yamaha.com/en/musical_instrument_guide/marimba/play/

Music Enrichment: Study a new Musical Style on Quaver Music

ART LESSON: Draw and/or paint your favorite instrument. Or Make up one!

Physical Education – Week 8 – May 11-15

Objective(s): Describe and select physical activities that provide opportunities for enjoyment and challenge. Cardiovascular endurance, Upper body, abdominal and legs' muscles' strength and endurance. Rhythm, timing, body coordination, travelling in different ways without falling, demonstrate clear contrast between slow and fast movement when travelling.

English Language Learners Objectives: Listen to and derive meaning from variety of media such as audio, videos and pictures to build and reinforce concepts and language attainment.

Weekly Activities:


I made some video recording of games on Tuesday, Wednesday and Thursday, please check it out.

Daily Exercise from P.E. Menu and List of Daily choices – See Below

Assessment(s): Print Fitness Log sheet or create your own with notebook paper or copy paper. Scan or email a photo of the completed log to hatfieldt@lpisd.org.

Pick one of the daily exercises or choose an exercise to do from the daily choices list on the bottom.

Stay Fit! And Be Active!

Monday	Tuesday	Wednesday	Thursday	Friday
<p><u>Drumming with pillow on the floor (Don't hit your tiles or wooden floor, hit the pillow). Ask parent/adult for permission.</u> You can use of one of the following as your drumsticks: Wooden/plastic spatula, wooden/plastic clothe hangers, foam noodle (cut in half), paper towel empty rolls, use your hands, drumsticks if available. Click the link below. https://www.youtube.com/watch?v=6FIITuW7Tks</p> <p>Or</p> <p>Click the link below. https://www.youtube.com/watch?v=6Te-rY0uzHM</p>	<p><u>Bottle Flip Challenge.</u> Click the link below. https://www.youtube.com/watch?v=x_hGi-FqUAE</p> <p>Or</p> <p>Complete Color by Fitness Pages 1 & 2. https://www.mrwillpe.com/uploads/7/5/8/2/75820545/color_by_fitness_2.pdf</p>	<p>Foot Dribbling and Trapping. Click the link below. https://www.youtube.com/watch?v=efZaxeS96Ng</p> <p>Or</p> <p>Complete Color by Fitness Pages 3 & 4 https://www.mrwillpe.com/uploads/7/5/8/2/75820545/color_by_fitness_2.pdf</p>	<p><u>Waddle Race.</u> Click the link below. https://www.youtube.com/watch?v=1xqhNlljVCo</p> <p>Or</p> <p>Color by Fitness Pages 5 & 6 https://www.mrwillpe.com/uploads/7/5/8/2/75820545/color_by_fitness_2.pdf</p>	<p>Dace Work Out – “You’re The one that I want”- GREASE. Click the link below. https://www.youtube.com/watch?v=Q7aLjjkB9JQ</p> <p>Or</p> <p>Zumba Dance Party. Click the video below.</p> 

Daily Choices: Run up and down your stairs for 10 minutes
 50 Jumping Jacks / jump rope
 Do some gardening (rake leaves and pull weeds)
 Take a Family Walk or Ride Bike for 30 minutes
 Clean your room

Vacuum or Sweep and Mop the entire house
 Dust all the Windows and Furniture
 Help with laundry/ fold clothes
 Arrange closet/dresser and shoe racks



Music and Art Links



Enrichment Lesson: Quaver Music Lessons:

Please use Clever to sign into Quaver to continue learning on Quaver.

If you would like some music to learn more about interesting performers you can check out these videos of some great music!

<https://www.youtube.com/watch?v=nJly3laTg3w>

<https://www.youtube.com/watch?v=hfvehnyCQKU>

<https://www.youtube.com/watch?v=0VqTwnAuHws>

Because YOU are as beautiful as a diamond – Shine Bright!

<https://www.youtube.com/watch?v=fleKy8mD-1k>



Springtime Bunnies and Chicks are Dancing!

The Bunny Hop (1957) American Folk Dance

<https://www.youtube.com/watch?v=R7rQVQNReAE>

The Chicken Dance

Introduction from the Texas Hill Country:

<https://www.youtube.com/watch?v=Ptpofl1dgH0>

Full Chicken Dance Video:

<https://www.youtube.com/watch?v=npp1z32idrc>

[The Native American Chicken Dance](#)

<https://www.youtube.com/watch?v=dxD8e5q3T9g>

Native American Hoop Dance

<https://www.youtube.com/watch?v=pFfBrCyHfWs>

Art Challenge:

Musical Instrument Drawing Tutorials Step-By-Step How to Guide: Choose your favorite instrument to draw and color.

https://www.drawingtutorials101.com/Others/Musical-Instruments-drawing-tutorials/pg_1

Make Your Own Instrument with all those Toilet Paper rolls, boxes and paper or plastic plates. Here are some suggestions:

<https://www.youtube.com/watch?v=pFfBrCyHfWs> (or any other video help to create something fun and fabulous)