



## Heritage Elementary 5th Grade Outreach Learning May 11 – May 15, 2020

Click on our picture for a message from your principals and the books to listen to our read alouds:



Haga clic en nuestra imagen para ver un mensaje de sus directores y los libros para escuchar nuestras lecturas en voz alta:



English Message



Spanish Message



**Counselor's Corner:** <https://www.smores.com/u2487-counselor-s-corner>

**Nurse's News:** <https://www.smores.com/sdkf6>

If your child receives Special Education, Section 504, or Dyslexia services, services will be addressed weekly by your child's teacher via email.  
Si su hijo(a) recibe servicios de Educación Especial, Sección 504 o Dislexia, el maestro de su hijo(a) se ocupará semanalmente los servicios por correo electrónico.

If there are any questions, please feel free to email your child's teacher at:  
Si tiene alguna pregunta, no dude en enviar un correo electrónico al maestro de su hijo(a) a:

[fournierb@lpisd.org](mailto:fournierb@lpisd.org) / [goinsd@lpisd.org](mailto:goinsd@lpisd.org) / [alanizs@lpisd.org](mailto:alanizs@lpisd.org) / [otwellt@lpisd.org](mailto:otwellt@lpisd.org) / [hayesa@lpisd.org](mailto:hayesa@lpisd.org)

### **5<sup>th</sup> Grade TEAM OFFICE HOURS/HORARIO DE OFICINA DE LOS MAESTROS DE QUINTO Grado**

9:00-11:00 in the morning/por la mañana

1:00-3:00 in the afternoon/por la tarde

Math Interventionalist- Mrs. Sader [saderb@lpisd.org](mailto:saderb@lpisd.org)  
Special Education department- Mrs. Curd [curdh@lpisd.org](mailto:curdh@lpisd.org)

Reading Interventionist- Mrs. Sosa-Garza [sosa-garzaa@lpisd.org](mailto:sosa-garzaa@lpisd.org)

### **Grades/Calificaciones**

Assignments for the week of May 11-15, 2020 are due on Monday, May 18, 2020 by 8:00 a.m.

Las tareas para la semana del 11 al 15 de mayo de 2020 se entregarán el lunes 18 de mayo de 2020 a las 8:00 a.m.

## Reading/Language Arts

**Objective(s):** 5.10A- draw conclusions from the information presented by an author and evaluate how well the author's purpose was achieved  
5.11A- summarize the main ideas and supporting details in a text in ways that maintains meaning and logical order  
5.11B- determine the facts in text and verify them through established methods  
**English Language Learners:** 4G - demonstrate comprehension of increasingly complex English by participating in shared reading, retelling or summarizing material, responding to questions, and taking notes commensurate with content area and grade level needs.  
4H - Read silently with increasing ease and comprehension for longer periods.

**Weekly Activities:** Read the two assignments below, answer the questions and submit to teacher. Log onto Study Island and complete the two assignments listed below that have been assigned. Please remember to read 30 minutes each day. We encourage students to visit our extra practice and resources sites as well. **All the links can be found on your teacher's page through the Clever app.**

### Assessment(s):

#### **Hayes and Alaniz's Students Readworks Assignments- (FOR A GRADE)**

1. Earth Science- Volcanoes
2. Three Cheers for Ears!

#### **Hayes and Alaniz's Students Study Island Assignments- Writing (FOR A GRADE)**

1. Adages and Puns
2. Phonics and Spelling

#### **Hayes and Alaniz's Students Independent Reading (preferably chapter books)-**

- 30 minutes, per day, Monday-Friday
- Renaissance Place (AR)
- Ebooks are available using the EPIC books found in the Clever app

#### **Enrichment/Optional**

FLOCABULARY  
EPIC books  
Time for kids  
Study Island

## Mathematics

**OBJECTIVE(S): The Student will:** 5.3(F) represent quotients of decimals to the hundredths, up to four-digit dividends and two-digit whole number divisors, using objects and pictorial models, including area models; and 5.3(G) Solve for quotients of decimals to the hundredths, up to four-digit dividends and two-digit whole number divisors, using strategies and algorithms, including the standard algorithm  
ENGLISH LANGUAGE LEARNERS: 5.1A, 5.2F, 5.2G, 5.2I

### HELPFUL TIPS:

- Read each assignment very carefully.
- Remember that even though an assignment page may say, "TURNED IN", it doesn't mean that you completed the assignment or quiz. Please click on the link given to you on that assignment's page and scroll to the bottom of the assignment or quiz and click the "SUBMIT" button, then click on the "TURNED IN" button on that assignment's page. Please let me know if you need any help. Thank you!

### IMPORTANT: OFFICE 365/TEAMS ASSIGNMENTS

- All 5th grade math assignments can be found in Teams. Students can log into Teams and other apps using Clever on the LPISD student portal.  
Clever Office 365 Education/Email  
lastname.firstname [lastname.firstname@student.lpisd.org](mailto:lastname.firstname@student.lpisd.org)  
password: lp(lunch#) password: lp(lunch#)

### ASSIGNMENTS:

#### **1. WEEK 8 SPIRAL REVIEW: (FOR A GRADE)**

(Follow the directions given in Teams)

The students will work independently to answer questions on previously taught skills. You may use your journals notes (if you have them) for help.

#### **2. WEEK 8 QUIZ: DIVIDING DECIMAL NUMBERS (FOR A GRADE)**

(Follow the directions in Teams)

The students will practice dividing decimals with **IXL lesson J.5 Division with decimal quotients: word problems**. Then, students will take a quiz to show their understanding of dividing decimals.

### Intervention Practice:

## Science

### Objective(s)

**5.6B** The student applies scientific knowledge to real life application

**Objectives for English Language learners:** **1H** - Develop and expand repertoire of learning strategies such as reasoning inductively or deductively, looking for patterns in language, and analyzing sayings and expressions commensurate with grade-level learning expectations. **2I** - Demonstrate listening comprehension of increasingly complex spoken English by following directions, retelling or summarizing spoken messages, responding to questions and requests, collaborating with peers, and taking notes commensurate with content and grade-level needs. **4H** - Read silently with increasing ease and comprehension for longer periods.

### Weekly Activities (For a grade):

5th grade science Final assignment - 20 questions

**Assessment(s): This week's assignment is in Study Island. It is your last new assignment. It is a review of all year. 20 questions - please read instructions.**

**Videos that help you in science:** [Mr. Fourniers Science videos](#)

## Social Studies

### Objective(s): Let's Review our American History!

**English Language Learners:** 4H - Read silently with increasing ease and comprehension for longer periods

**Weekly Activities:** Students will log into Studies weekly online. Read week 32 and complete the test at the end. Students may use the articles to help answer the questions. Students, please remember, take your time and go back to find the answer. Do not rush into answering the questions and submitting without checking your work.

**Assessment(s): All 5<sup>th</sup> grade students will complete the following found in the Clever app:**

### Social Studies (FOR A GRADE):

Studies Weekly Week 32, read and complete the test. You may open another screen online and use the newspaper article to help with the questions.

### Enrichment- optional

Review previous taught weeks and take any tests we didn't complete in class

## Lectura/Artes del lenguaje

**Objetivo(s):** 5.10A- sacar conclusiones de la información presentada por un autor y evaluar qué tan bien se logró el propósito del autor

5.11A- resume las ideas principales y los detalles de apoyo en un texto de manera que mantenga el significado y el orden lógico

5.11B- determinar los hechos en el texto y verificarlos a través de métodos establecidos

**Objetivos para los estudiantes que están aprendiendo inglés:**

4G - demostrar comprensión del inglés cada vez más complejo al participar en lecturas compartidas, volver a contar o resumir material, responder preguntas y tomar notas de acuerdo con el área de contenido y las necesidades de nivel de grado. 4H - leer en silencio con mayor facilidad y comprensión por períodos más largos

**Actividades semanales:** Lea las tareas a continuación, responda las preguntas y envíelas al maestro. Inicie sesión en Study Island y completa las dos tareas enumeradas a continuación que se han asignado. Por favor recuerde leer 30 minutos cada día. También alentamos a los estudiantes a visitar nuestros sitios de práctica y recursos adicionales. **Todos los enlaces necesarios se pueden encontrar en la página de su maestro en el app de clever.**

**Evaluación(es):**

**Tareas de Readworks para estudiantes de Hayes y Alaniz- (PARA UN GRADO)**

1. Earth Science- Volcanoes
2. Three Cheers for Ears!

**Tareas de Study Island para estudiantes de Hayes y Alaniz- Escritura- (PARA UN GRADO)**

1. Adages and Puns
2. Phonics and Spelling

**Lectura independiente (preferiblemente libros de capítulos)**

- Leer 30 minutos diario, lunes-viernes
- Renaissance Place (AR) está disponible para que pueda tomar exámenes
- Libros electrónicos están disponibles usando la programa EPIC books que se encuentra en la página de su maestro en el app de Clever

**Práctica adicional - opcional**

FLOCABULARY

EPIC books

Time for kids

Study Island

## Matemáticas

**Objetivo(s):** LOS ESTUDIANTES: 5.3(F) representarán cocientes de decimales hasta las centésimas, dividendos de hasta cuatro dígitos y divisores de números enteros de dos dígitos, utilizando objetos y modelos pictóricos, incluyendo modelos de área; y

5.3(G) resolverán cocientes de decimales hasta las centésimas, dividendos de hasta cuatro dígitos y divisores de números enteros de dos dígitos, utilizando estrategias y algoritmos, incluyendo el algoritmo estándar

**Objetivos para los estudiantes que están aprendiendo inglés:**

5.1A, 5.2F, 5.2G, 5.2I

**CONSEJOS ÚTILES:**

- Lea cada tarea cuidadosamente.
- Recuerde que aunque una página de tarea puede decir "**TURNED IN**", no significa que haya completado la tarea o el cuestionario. Haga clic en el enlace que se le proporcionó en la página de esa tarea y desplácese hasta el final de la página de la tarea o prueba y haga clic en el botón "**SUBMIT**", luego haga clic en el botón "**TURNED IN**" en la página de esa tarea. Por favor, avíseme si necesita ayuda. ¡Gracias!

**IMPORTANTE: OFFICE 365/TAREAS DE TEAMS**

Todas las tareas de matemáticas de quinto grado se pueden encontrar en Teams. Los estudiantes pueden iniciar sesión en Teams y otras aplicaciones usando el app Clever en el portal de estudiantes de LPISD.

**Clever**

lastname.firstname  
password: lp(lunch#)

**Office 365 Education/Email**

[lastname.firstname@student.lpsd.org](mailto:lastname.firstname@student.lpsd.org)  
password: lp(lunch#)

**Asignaciones:**

**1.SEMANA 8 REPASO ESPIRAL (PARA UN GRADO):**

(Siga las instrucciones dadas en Teams)

Los estudiantes trabajarán de forma independiente para responder a preguntas sobre lecciones anteriores. Puede usar sus notas de su libreta (si la tiene) para obtener ayuda.

**2. SEMANA 8 EXAMEN: DIVISIÓN DE NÚMEROS DECIMALES (PARA UN GRADO)**

(Siga las instrucciones dadas en Teams)

Los estudiantes practicarán dividiendo decimales con **IXL lesson J.5 Division with decimal quotients: word problems**/División con cocientes decimales: problemas de palabras. Luego, los estudiantes tomarán un cuestionario para mostrar su comprensión de dividiendo decimales.

**Práctica de Intervención:**

[https://www.superteacherworksheets.com/decimals/word-problems-multiplying-decimals-by-1dig\\_MARKT.pdf?up=1519925306](https://www.superteacherworksheets.com/decimals/word-problems-multiplying-decimals-by-1dig_MARKT.pdf?up=1519925306)

## Ciencias

### Objetivo(s):

5.6B El estudiante aplica el conocimiento científico a la aplicación de la vida real.

### Objetivos para los estudiantes que están aprendiendo inglés:

**1H** desarrolle y amplíe el repertorio de estrategias de aprendizaje, como el razonamiento inductivo o deductivo, la búsqueda de patrones en el lenguaje y el análisis de dichos y expresiones acordes con las expectativas de aprendizaje de nivel de grado. **2I** demuestre la comprensión auditiva del inglés hablado cada vez más complejo siguiendo instrucciones, volviendo a contar o resumiendo mensajes hablados, respondiendo preguntas y solicitudes, colaborando con sus compañeros y tomando notas acordes con el contenido y las necesidades de nivel de grado **4H** leer en silencio con mayor facilidad y comprensión por períodos más largos.

### Actividades semanales (PARA UN GRADO):

5th grade science Final assignment - 20 questions (Asignación final de ciencias de 5to grado - 20 preguntas)

**Evaluación(es):** La tarea de esta semana es en Study Island. Es la última tarea nueva. Es una revisión de todo el año. Hay 20 preguntas - por favor lea las instrucciones.

Videos que te ayudan en ciencias: [Mr. Fourniers Science videos](#)

## Estudios Sociales

### Objetivo(s): Revisemos la historia americana

**Objetivos para los estudiantes que están aprendiendo inglés:** 4H - leer en silencio con mayor facilidad y comprensión por períodos más largos.

**Actividades semanales:** Los estudiantes iniciarán sesión en USA Weekly en línea. Lea la semana 32 y completa la prueba al final. Los estudiantes pueden usar los artículos para ayudar a responder las preguntas. Estudiantes, recuerden, tómense su tiempo y regresen para encontrar la respuesta. No se apresure a responder las preguntas y enviarlas sin verificar su trabajo.

**Evaluación(es):** Todos los estudiantes de quinto grado completarán lo siguiente que se encuentra en la app de Clever:

### Estudios Sociales (PARA UN GRADO)

USA Weekly - Week 32 Lee y completa el examen. Puede abrir otra pantalla en línea y usar el artículo del periódico para ayudar con las preguntas.

### Práctica adicional - opcional

Revise las semanas anteriores y tome cualquier prueba que no has terminado.

**Coach Hatfield and Ms. Lupold have your 8th Set of lessons and activities here!**  
**Stay strong physically and in your heart as you exercise, play and make music a new way!**  
**Live links to more lessons are on the pages below the lesson plan text boxes.**

If there are any questions, please feel free to email:

**P.E. Coach** at: [hatfieldt@lpisd.org](mailto:hatfieldt@lpisd.org) for physical education questions

**Office hours for P.E. are: 9:00-11:00 and 1:00-3:00 Monday – Friday**

**Coaches' Message:** Stay Fit! Be Active!

**Music/Art Teacher** at: [lupoldj@lpisd.org](mailto:lupoldj@lpisd.org) for questions about music or art

**Office hours for MUSIC & ART are: 9:00-11:00 and 1:00-3:00 Monday - Friday**

**Fine Arts Message:** Lessons on Quaver are the required lessons for Music. This week will also include Enrichment and Extension lessons with links to sites for more music and art experiences.

## Music & Art - Week 8 – May 11-15

**Objective(s):** Dances for this week are **The Bunny Hop** and **The Chicken Dance!** Learn more about musical instruments and how to draw them.

**Symphony members and video producer of The Piano Guys.**

Weekly Activities: Dance; Learn about Musical Instruments; Art: Draw, paint or create a 3-D version of your favorite instrument! Or, you can invent a new instrument! **Grades 4 & 5: Students will join live performances via TEAMS with Houston Symphony members and Piano Guys Video Producer!**

**Grades K -5** Learn about musical instruments:

Here is a great video about a little boy who must discover which instrument he likes best to choose what he will play in the orchestra. This book by actor, John Lithgow "The Remarkable Farkle McBride", is narrated by the author in this video:

<https://www.youtube.com/watch?v=oM5pmg5nr1Q>

**Musical Instrument Drawing Tutorials Step-By-Step How to Guide:** Choose your favorite instrument to draw and color. There are 4 pages with tutorials that you can click on to play a video guide on how to draw the instrument of your choice:

[https://www.drawingtutorials101.com/Others/Musical-Instruments-drawing-tutorials/pg\\_1](https://www.drawingtutorials101.com/Others/Musical-Instruments-drawing-tutorials/pg_1)

Open the link, go to the page where your favorite instrument is located. Click on "View Tutorial". When it opens, simply scroll down the page for instructions to draw the instrument of your choice.

**4<sup>th</sup> Grade Only:** Teachers will send an invitation to the concert hosted on TEAMS! This will be on Tuesday, May 12!

For your live performance with Craig Knudson, the video producer of the Piano Guys, read and learn about the piano and a sample of Craig's performance.

[https://www.yamaha.com/en/musical\\_instrument\\_guide/piano/play/](https://www.yamaha.com/en/musical_instrument_guide/piano/play/)

Then click below to listen to your guest performer Craig Knudson:

<https://www.youtube.com/watch?v=Okb0hF-Sh0s>

**5<sup>th</sup> Grade only:** Teachers will send an invitation to the concert hosted on TEAMS! This will be Wednesday Afternoon, May 13!

For our live performances you'll need to know a little about the marimba. Brian del Signore, Principal Percussionist for the Houston Symphony will perform this week.

Read about the tuned percussion instrument the Marimba + Demonstrations:

[https://www.yamaha.com/en/musical\\_instrument\\_guide/marimba/play/](https://www.yamaha.com/en/musical_instrument_guide/marimba/play/)

**Music Enrichment:** Study a new Musical Style on Quaver Music

**ART LESSON:** Draw and/or paint your favorite instrument. Or Make up one!

## Physical Education – Week 8 – May 11-15

**Objective(s):** Describe and select physical activities that provide opportunities for enjoyment and challenge. Cardiovascular endurance, Upper body, abdominal and legs' muscles' strength and endurance. Rhythm, timing, body coordination, travelling in different ways without falling, demonstrate clear contrast between slow and fast movement when travelling.

**English Language Learners Objectives:** Listen to and derive meaning from variety of media such as audio, videos and pictures to build and reinforce concepts and language attainment.

**Weekly Activities:**


**I made some video recording of games on Tuesday, Wednesday and Thursday, please check it out.**

**Daily Exercise from P.E. Menu and List of Daily choices – See Below**

**Assessment(s):** Print Fitness Log sheet or create your own with notebook paper or copy paper. Scan or email a photo of the completed log to [hatfieldt@lpisd.org](mailto:hatfieldt@lpisd.org).

**Pick one** of the daily exercises or choose an exercise to do from the daily choices list on the bottom.

## Stay Fit! And Be Active!

Monday	Tuesday	Wednesday	Thursday	Friday
<p><u>Drumming with pillow on the floor (Don't hit your tiles or wooden floor, hit the pillow). Ask parent/adult for permission.</u> You can use of one of the following as your drumsticks: Wooden/plastic spatula, wooden/plastic clothe hangers, foam noodle (cut in half), paper towel empty rolls, use your hands, drumsticks if available. Click the link below.  <a href="https://www.youtube.com/watch?v=6FIITuW7Tks">https://www.youtube.com/watch?v=6FIITuW7Tks</a></p> <p>Or</p> <p>Click the link below.  <a href="https://www.youtube.com/watch?v=6Te-rY0uzHM">https://www.youtube.com/watch?v=6Te-rY0uzHM</a></p>	<p><u>Bottle Flip Challenge.</u> Click the link below.  <a href="https://www.youtube.com/watch?v=x_hGi-FqUAE">https://www.youtube.com/watch?v=x_hGi-FqUAE</a></p> <p>Or</p> <p>Complete Color by Fitness Pages 1 &amp; 2.  <a href="https://www.mrwillpe.com/uploads/7/5/8/2/75820545/color_by_fitness_2.pdf">https://www.mrwillpe.com/uploads/7/5/8/2/75820545/color_by_fitness_2.pdf</a></p>	<p><u>Foot Dribbling and Trapping.</u> Click the link below.  <a href="https://www.youtube.com/watch?v=efZaxeS96Ng">https://www.youtube.com/watch?v=efZaxeS96Ng</a></p> <p>Or</p> <p>Complete Color by Fitness Pages 3 &amp; 4  <a href="https://www.mrwillpe.com/uploads/7/5/8/2/75820545/color_by_fitness_2.pdf">https://www.mrwillpe.com/uploads/7/5/8/2/75820545/color_by_fitness_2.pdf</a></p>	<p><u>Waddle Race.</u> Click the link below.  <a href="https://www.youtube.com/watch?v=1xqhNlljVCo">https://www.youtube.com/watch?v=1xqhNlljVCo</a></p> <p>Or</p> <p>Color by Fitness Pages 5 &amp; 6  <a href="https://www.mrwillpe.com/uploads/7/5/8/2/75820545/color_by_fitness_2.pdf">https://www.mrwillpe.com/uploads/7/5/8/2/75820545/color_by_fitness_2.pdf</a></p>	<p>Dace Work Out – “You’re The one that I want”- GREASE. Click the link below.  <a href="https://www.youtube.com/watch?v=Q7aLjjkB9JQ">https://www.youtube.com/watch?v=Q7aLjjkB9JQ</a></p> <p>Or</p> <p>Zumba Dance Party. Click the video below.</p> 

**Daily Choices:** Run up and down your stairs for 10 minutes

50 Jumping Jacks / jump rope

Do some gardening (rake leaves and pull weeds)

Take a Family Walk or Ride Bike for 30 minutes

Clean your room

Vacuum or Sweep and Mop the entire house

Dust all the Windows and Furniture

Help with laundry/ fold clothes

Arrange closet/dresser and shoe racks







# Music and Art Links



## Enrichment Lesson: Quaver Music Lessons:

Please use **Clever** to sign into Quaver to continue learning on Quaver.

If you would like some music to learn more about interesting performers you can check out these videos of some great music!

<https://www.youtube.com/watch?v=nJly3laTg3w>

<https://www.youtube.com/watch?v=hfvehnyCQKU>

<https://www.youtube.com/watch?v=0VqTwnAuHws>

Because YOU are as beautiful as a diamond – Shine Bright!

<https://www.youtube.com/watch?v=fleKy8mD-1k>



**Springtime Bunnies and Chicks are Dancing!**

**The Bunny Hop (1957) American Folk Dance**

<https://www.youtube.com/watch?v=R7rQVQNReAE>

**The Chicken Dance**

**Introduction from the Texas Hill Country:**

<https://www.youtube.com/watch?v=Ptpofl1dqH0>

**Full Chicken Dance Video:**

<https://www.youtube.com/watch?v=npp1z32idrc>

**The Native American Chicken Dance**

<https://www.youtube.com/watch?v=dxD8e5q3T9g>

**Native American Hoop Dance**

<https://www.youtube.com/watch?v=pFfBrCyHfWs>

## Art Challenge:

**Musical Instrument Drawing Tutorials Step-By-Step How to Guide:** Choose your favorite instrument to draw and color.

[https://www.drawingtutorials101.com/Others/Musical-Instruments-drawing-tutorials/pg\\_1](https://www.drawingtutorials101.com/Others/Musical-Instruments-drawing-tutorials/pg_1)

**Make Your Own Instrument with all those Toilet Paper rolls, boxes and paper or plastic plates.** Here are some suggestions:

<https://www.youtube.com/watch?v=pFfBrCyHfWs> (or any other video help to create something fun and fabulous)