



## Heritage Elementary 4<sup>th</sup> Outreach Learning May 11-15, 2020

Click here for a message from your principals and the books to listen to our read alouds:



Haga clic en nuestra imagen para ver un mensaje de sus directores y los libros para escuchar nuestras lecturas en voz alta:



English Message



Spanish Message



**Counselor's Corner:** <https://www.smore.com/u2487-counselor-s-corner>

**Nurse's News:** <https://www.smore.com/sdkf6>

If your child receives Special Education, Section 504, or Dyslexia services, services will be addressed weekly by your child's teacher via email.  
*Si su hijo recibe servicios de Educación Especial, Sección 504 o Dislexia, los servicios serán dirigidos semanalmente por el maestro de su hijo por correo electrónico.*

If there are any questions, please feel free to email your child's teacher at:  
*Si hay alguna pregunta, no dude en enviar un correo electrónico al maestro de su hijo/a a:*

[andersond@lpisd.org](mailto:andersond@lpisd.org) **ANDERSON**  
[deckerm@lpisd.org](mailto:deckerm@lpisd.org) **DECKER**

[hodgesal@lpisd.org](mailto:hodgesal@lpisd.org) **HODGES**  
[vazquezm@lpisd.org](mailto:vazquezm@lpisd.org) **VAZQUEZ**

[saderb@lpisd.org](mailto:saderb@lpisd.org) **SADER**

4<sup>TH</sup> GRADE TEAM'S OFFICE HOURS: 9AM to 11AM and 2PM to 4PM  
*HORAS DE OFICINA DEL EQUIPO DE 4o GRADO: 9AM a 11AM y 2PM a 4PM*

SADER OFFICE HOURS: 9AM to 11AM and 1PM to 3PM  
*HORAS DE OFICINA SADER: 9AM a 11AM y 1PM a 3PM*

### Grades

Assignments for the week of May 11-May 15, 2020 are due on Monday, May 18, 2020 by 8:00 a.m.

*Las trabajos para la semana del 11 de mayo al 15 de mayo del 2020 deben ser completadas para el lunes, 18 de mayo del 2020 antes de las 8:00 a.m.*

## Reading/Language Arts

**HMH: Into Reading/; Arriba la Lectura!**

**Objective(s)/Objetivo(s):**

**Reading/Lectura:** We will be able to summarize the plot's main events and explain their influence on future events./ *Podremos resumir los principales eventos de la trama y explicar su influencia en eventos futuros.*

**Language Arts/Gramatica:** We will identify, use, and explain the meaning of homophones/ *Identificarámos, usaremos y explicaremos el significado de los homófonos*

**ELPS:** 1E, 2E

**Weekly Activities/Actividades Semanales:**

**Reading/Lectura:**

1. Review – Plot anchor chart on HMH assigned to you.
2. Use HMH Module 10 Week 3 to read “Cooper’s Lesson”
3. Flocabulary Lesson: Plot Elements
4. Complete 2 AR test using your library books or a book on Epic.

**Language Arts/Gramatica:**

1. Flocabulary Lesson: Homophones
2. Study Island: Homophones

**Assessment(s)/Evaluación(es):**

**Reading/Lectura:**

1. Online selection quiz on HMH over “Cooper’s Lesson”
2. Flocabulary – Video, Game, and Quiz over Plot Elements

**Language Arts/ Gramatica:**

3. Flocabulary – Video, Game, and Quiz over Homophones
4. Study Island – Homophones

## Mathematics

**Pearson enVision Mathematics (English/Español)**

**Objective(s)/Objetivo(s):**

**4.10 A** distinguish between fixed and variable expenses./ *Distinguir entre gastos fijos y variables.*

**4.10 B** calculate profit in a given situation. *Distinguir entre gastos fijos y variables.*

**4.10 C** compare the advantages and disadvantages of various savings options. *comparar las ventajas y desventajas de varias opciones de ahorro.*

**4.10 D** describe how to allocate a weekly allowance among spending; saving, including for college. sharing./ *describir cómo asignar una asignación semanal entre los gastos; ahorro, incluso para la universidad. Compartir.*

**4.10 E** describe the basic purpose of financial institutions, including keeping money safe, borrowing money, and lending./ *describir el propósito básico de las instituciones financieras, incluyendo mantener el dinero seguro, pedir dinero prestado y prestar.*

**ELPS:** 5F, 3E, 2F

**Weekly Activities/Actividades Semanales:**

- Xtra Math
- Flocabulary: Money
- Flocabulary: Banking
- Study Island: Personal Financial Literacy (6a)

**Assessment(s)/Evaluación(es):**

- Flocabulary: Banking
- Study Island: Personal Financial Literacy (6a)

**Intervention:**

[https://www.superteacherworksheets.com/division/division-4-digit-dividends\\_TWFZM.pdf?up=1466611200](https://www.superteacherworksheets.com/division/division-4-digit-dividends_TWFZM.pdf?up=1466611200)

## Science

### STEMscopes (English/Español)

#### **Objective(s)/Objetivo(s):**

**4.10 C** explore, illustrate, and compare life cycles in living organisms such as butterflies, beetles, radishes, or lima beans. / *explorar, ilustrar y comparar los ciclos de vida en organismos vivos como mariposas, escarabajos, rábanos o frijoles lima*

**ELPS:** 1C, 2E, 5B

#### **Weekly Activities/Actividades Semanales:**

- Study Island: 6.d-- Heredity & Behavior
- Flocabulary: Metamorphosis

#### **Assessment(s)/Evaluación(es):**

- Study Island: 6.d-- Heredity & Behavior
- Flocabulary: Metamorphosis

## Social Studies

### Studies Weekly (English/Español)

#### **Objective(s)/Objetivo(s):**

We will review the growth of Texas and what we have learned the last eight weeks. / *Revisaremos el crecimiento de Texas y lo que hemos aprendido las últimas ocho semanas.*

#### **Materials/ Materiales:**

Studies Weekly- Week 32

**ELPS:** 1E, 2E

#### **Weekly Activities/Actividades Semanales:**

1. Read or Listen to (*Lee o escucha*) “Looking Back: Reconstruction to the Present”, “Riding the Rails to the Future”, “Life Changes for American Indians”, “Supply and Demands”, “Six Flags over Texas” and “Texas: A Multi-cultural Mosaic”.
2. Watch bonus materials for stories assigned this week.  
*Ver materiales de bonus para las historias asignadas esta semana.*

#### **Assessment(s)/Evaluación(es): For a grade:**

1. Complete the test on StudiesWeekly.com and submit it for grading.  
*Complete la prueba de la semana 32.*

**Coach Hatfield and Ms. Lupold have your 8th Set of lessons and activities here!  
Stay strong physically and in your heart as you exercise, play and make music a new way!  
Live links to more lessons are on the pages below the lesson plan text boxes.**

If there are any questions, please feel free to email:

**P.E. Coach** at: [hatfieldt@lpisd.org](mailto:hatfieldt@lpisd.org) for physical education questions

**Office hours for P.E. are: 9:00-11:00 and 1:00-3:00 Monday – Friday**

**Coaches' Message:** Stay Fit! Be Active!

**Music/Art Teacher** at: [lupoldj@lpisd.org](mailto:lupoldj@lpisd.org) for questions about music or art

**Office hours for MUSIC & ART are: 9:00-11:00 and 1:00-3:00 Monday - Friday**

**Fine Arts Message:** Lessons on Quaver are the required lessons for Music. This week will also include Enrichment and Extension lessons with links to sites for more music and art experiences.

## Music & Art - Week 8 – May 11-15

**Objective(s):** Dances for this week are **The Bunny Hop** and **The Chicken Dance!**  
Learn more about musical instruments and how to draw them.

**Symphony members and video producer of The Piano Guys.**

Weekly Activities: Dance; Learn about Musical Instruments; Art: Draw, paint or create a 3-D version of your favorite instrument! Or, you can invent a new instrument! **Grades 4 & 5: Students will join live performances via TEAMS with Houston Symphony members and Piano Guys Video Producer!**

**Grades K -5** Learn about musical instruments:

Here is a great video about a little boy who must discover which instrument he likes best to choose what he will play in the orchestra. This book by actor, John Lithgow “The Remarkable Farkle McBride”, is narrated by the author in this video:

<https://www.youtube.com/watch?v=oM5pmq5nr1Q>

**Musical Instrument Drawing Tutorials Step-By-Step How to Guide:** Choose your favorite instrument to draw and color. There are 4 pages with tutorials that you can click on to play a video guide on how to draw the instrument of your choice:

[https://www.drawingtutorials101.com/Others/Musical-Instruments-drawing-tutorials/pg\\_1](https://www.drawingtutorials101.com/Others/Musical-Instruments-drawing-tutorials/pg_1)

Open the link, go to the page where your favorite instrument is located. Click on “View Tutorial”. When it opens, simply scroll down the page for instructions to draw the instrument of your choice.

**4<sup>th</sup> Grade Only: Teachers will send an invitation to the concert hosted on TEAMS! This will be on Tuesday, May 12!**

For your live performance with Craig Knudson, the video producer of the Piano Guys, read and learn about the piano and a sample of Craig’s performance.

[https://www.yamaha.com/en/musical\\_instrument\\_guide/piano/play/](https://www.yamaha.com/en/musical_instrument_guide/piano/play/)

Then click below to listen to your guest performer Craig Knudson:

<https://www.youtube.com/watch?v=Okb0hF-Sh0s>

**5<sup>th</sup> Grade only: Teachers will send an invitation to the concert hosted on TEAMS! This will be Wednesday Afternoon, May 13!**

For our live performances you’ll need to know a little about the marimba. Brian del Signore, Principal Percussionist for the Houston Symphony will perform this week.

Read about the tuned percussion instrument the Marimba + Demonstrations:

[https://www.yamaha.com/en/musical\\_instrument\\_guide/marimba/play/](https://www.yamaha.com/en/musical_instrument_guide/marimba/play/)

**Music Enrichment:** Study a new Musical Style on Quaver Music

**ART LESSON:** Draw and/or paint your favorite instrument. Or Make up one!

## Physical Education – Week 8 – May 11-15

**Objective(s):** Describe and select physical activities that provide opportunities for enjoyment and challenge. Cardiovascular endurance, Upper body, abdominal and legs’ muscles’ strength and endurance. Rhythm, timing, body coordination, travelling in different ways without falling, demonstrate clear contrast between slow and fast movement when travelling.

**English Language Learners Objectives:** Listen to and derive meaning from variety of media such as audio, videos and pictures to build and reinforce concepts and language attainment.


**Weekly Activities:**

**I made some video recording of games on Tuesday, Wednesday and Thursday, please check it out.**

**Daily Exercise from P.E. Menu and List of Daily choices – See Below**

**Assessment(s):** Print Fitness Log sheet or create your own with notebook paper or copy paper. Scan or email a photo of the completed log to [hatfieldt@lpisd.org](mailto:hatfieldt@lpisd.org).

**Pick one** of the daily exercises or choose an exercise to do from the daily choices list on the bottom.  
**Stay Fit! And Be Active!**

Monday	Tuesday	Wednesday	Thursday	Friday
<p><b><u>Drumming with pillow on the floor (Don't hit your tiles or wooden floor, hit the pillow). Ask parent/adult for permission.</u></b> You can use of one of the following as your drumsticks:            Wooden/plastic spatula, wooden/plastic cloth hangers, foam noodle (cut in half), paper towel empty rolls, use your hands, drumsticks if available. Click the link below.  <a href="https://www.youtube.com/watch?v=6FIITuW7Tks">https://www.youtube.com/watch?v=6FIITuW7Tks</a></p> <p style="text-align: center;"><b>Or</b></p> <p>Click the link below.  <a href="https://www.youtube.com/watch?v=6Te-rY0uzHM">https://www.youtube.com/watch?v=6Te-rY0uzHM</a></p>	<p><b><u>Bottle Flip Challenge.</u></b> Click the link below.  <a href="https://www.youtube.com/watch?v=x_hGi-FqUAE">https://www.youtube.com/watch?v=x_hGi-FqUAE</a></p> <p style="text-align: center;"><b>Or</b></p> <p>Complete Color by Fitness Pages 1 &amp; 2.  <a href="https://www.mrwillpe.com/uploads/7/5/8/2/75820545/color_by_fitness_2.pdf">https://www.mrwillpe.com/uploads/7/5/8/2/75820545/color_by_fitness_2.pdf</a></p>	<p><b>Foot Dribbling and Trapping.</b> Click the link below.  <a href="https://www.youtube.com/watch?v=efZaxeS96Ng">https://www.youtube.com/watch?v=efZaxeS96Ng</a></p> <p style="text-align: center;"><b>Or</b></p> <p>Complete Color by Fitness Pages 3 &amp; 4  <a href="https://www.mrwillpe.com/uploads/7/5/8/2/75820545/color_by_fitness_2.pdf">https://www.mrwillpe.com/uploads/7/5/8/2/75820545/color_by_fitness_2.pdf</a></p>	<p><b><u>Waddle Race.</u></b> Click the link below.  <a href="https://www.youtube.com/watch?v=1xqhNljVCo">https://www.youtube.com/watch?v=1xqhNljVCo</a></p> <p style="text-align: center;"><b>Or</b></p> <p>Color by Fitness Pages 5 &amp; 6  <a href="https://www.mrwillpe.com/uploads/7/5/8/2/75820545/color_by_fitness_2.pdf">https://www.mrwillpe.com/uploads/7/5/8/2/75820545/color_by_fitness_2.pdf</a></p>	<p><b>Dance Work Out – “You’re The one that I want”-GREASE.</b> Click the link below.  <a href="https://www.youtube.com/watch?v=Q7aLjjkB9JQ">https://www.youtube.com/watch?v=Q7aLjjkB9JQ</a></p> <p style="text-align: center;"><b>Or</b></p> <p><b>Zumba Dance Party.</b> Click the video below.</p> 

**Daily Choices:** Run up and down your stairs for 10 minutes  
 50 Jumping Jacks / jump rope  
 Do some gardening (rake leaves and pull weeds)  
 Take a Family Walk or Ride Bike for 30 minutes  
 Clean your room

Vacuum or Sweep and Mop the entire house  
 Dust all the Windows and Furniture  
 Help with laundry/ fold clothes  
 Arrange closet/dresser and shoe racks





# Music and Art Links



## Enrichment Lesson: Quaver Music Lessons:

Please use **Clever** to sign into Quaver to continue learning on Quaver.

If you would like some music to learn more about interesting performers you can check out these videos of some great music!

<https://www.youtube.com/watch?v=nJly3laTg3w>

<https://www.youtube.com/watch?v=hfvehnyCQKU>

<https://www.youtube.com/watch?v=0VqTwnAuHws>

Because YOU are as beautiful as a diamond – Shine Bright!

<https://www.youtube.com/watch?v=fIeKy8mD-1k>

Springtime Bunnies and Chicks are Dancing!

The Bunny Hop (1957) American Folk Dance

<https://www.youtube.com/watch?v=R7rQVQONReAE>

The Chicken Dance

Introduction from the Texas Hill Country:

<https://www.youtube.com/watch?v=Ptpof1dqH0>

Full Chicken Dance Video:

<https://www.youtube.com/watch?v=npp1z32idrc>

The Native American Chicken Dance

<https://www.youtube.com/watch?v=dxD8e5q3T9g>

Native American Hoop Dance

<https://www.youtube.com/watch?v=pFfBrCyHfWs>

## Art Challenge:

**Musical Instrument Drawing Tutorials Step-By-Step How to Guide:** Choose your favorite instrument to draw and color.

[https://www.drawingtutorials101.com/Others/Musical-Instruments-drawing-tutorials/pg\\_1](https://www.drawingtutorials101.com/Others/Musical-Instruments-drawing-tutorials/pg_1)

**Make Your Own Instrument with all those Toilet Paper rolls, boxes and paper or plastic plates.** Here are some suggestions:

<https://www.youtube.com/watch?v=pFfBrCyHfWs> (or any other video help to create something fun and fabulous)