

NAME \_\_\_\_\_

DATE \_\_\_\_\_

SCORE \_\_\_\_\_

## Performance Task

### Planting Trees

Kanona and Latoya have each developed a plan for planting new trees in their local parks. Kanona will plant 2 trees the first year, 4 trees the second year, 8 trees the third year, and so on. Latoya will plant 6 trees the first year, 9 the second year, 12 the third year, and so on.

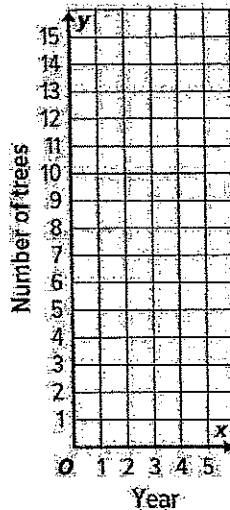
Write your answers on another piece of paper. Show all your work to receive full credit.

### Part A

Describe the pattern for each girl's tree planting plan.

### Part B

For each of the first four years, plot the number of trees that each girl plans to plant. Use a different mark for each of the girls.



## Performance Task *(continued)*

### Part C

For the first couple of years Latoya plants more trees than Kanona. In what year will Kanona plant more trees than Latoya?

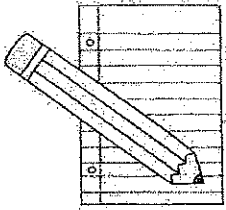
### Part D

Fill in the table with the total number of trees planted in that year by both girls.

Year 1	
Year 2	
Year 3	
Year 4	

Name #: \_\_\_\_\_

Date: \_\_\_\_\_

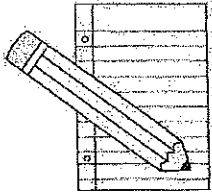


# Paragraph of the Week ~~~ Rubric

4	Complete sentences, topic sentence, 3 supporting details with evidence sentence, closing sentence, vivid adjectives, engaging beginning, a great deal of varied sentence structure, correct punctuation, correct spelling, neat and legible, on topic.
3	Complete sentences, topic sentence, 3 supporting details with evidence sentence, adjectives, engaging beginning, some varied sentence structure, closing sentence, correct punctuation, correct spelling, neat and legible, on topic.
2	Mostly complete sentences, topic sentence, 3 supporting details which may contain evidence sentence, closing sentence, may or may not include adjectives and engaging beginning, a few varied sentence structure, mostly correct punctuation and correct spelling, somewhat neat and legible, somewhat on topic.
1	Some complete sentences, may or may not contain the following: topic sentence, 3 supporting details with evidence sentence, vivid adjectives, engaging beginning, varied sentence structure, closing sentence, incorrect punctuation, incorrect spelling, not really neat or legible, off topic.

Name #: \_\_\_\_\_

Date: \_\_\_\_\_



# Paragraph of the Week

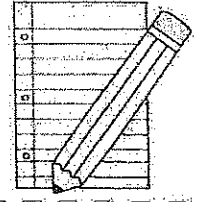
Over the course of this week, you will be writing a paragraph. You will choose a topic (within the given parameters) and will brainstorm, draft, and write a complete paragraph. Be sure to use all that we have learned in class when writing this paragraph. So let's get started!

Monday

Name #: \_\_\_\_\_

Date: \_\_\_\_\_

# Paragraph of the Week



Now that you have the topic of your paragraph, you will write the main body sentences. Be sure that they are all on topic, as this is the "meat and potatoes" of your thoughts.

Tuesday

Using the brainstorm you created yesterday, choose 3 of the most important reasons for your topic. They will become the three details about the topic. Write a sentence for each. Then, write an explanation sentence for each.

Detail One : \_\_\_\_\_

Explanation : \_\_\_\_\_

Detail Two : \_\_\_\_\_

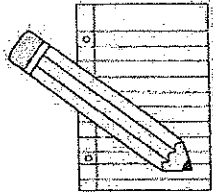
Explanation : \_\_\_\_\_

Detail Three : \_\_\_\_\_

Explanation : \_\_\_\_\_

Name #: \_\_\_\_\_

Date: \_\_\_\_\_



# Paragraph of the Week

Topic sentences tell the reader exactly what you will discuss in your paragraph without giving away any of the details.  
Closing sentences sum up what you have already written.  
They are the "frame" for your paragraph.

Wednesday

Now that you have your details and explanations written, you must write a topic sentence and closing sentence. Remember, your topic sentence must let the reader know what you are going to talk about in your paragraph, without discussing any of the details. Your closing sentence must restate your topic sentence, using synonyms and different words.

Topic Sentence : \_\_\_\_\_

\_\_\_\_\_  
\_\_\_\_\_  
\_\_\_\_\_

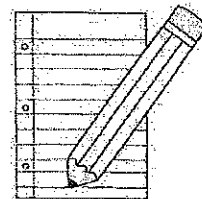
Closing Sentence : \_\_\_\_\_

\_\_\_\_\_  
\_\_\_\_\_  
\_\_\_\_\_

Name#: \_\_\_\_\_

Date: \_\_\_\_\_

# Paragraph of the Week



A paragraph talks about one topic with many sentences all supporting that topic. This is when you will construct that paragraph.

Thursday

It is time to put all of your work together in the form of a paragraph. The topic sentence goes first, followed by the detail/explanation combo sentences. The last sentence is your closing sentence.

Reread it all and make sure it makes sense. It should all be about the same topic, give lots of information, and be written in complete sentences.

Handwriting practice lines consisting of multiple horizontal lines for writing.