

Constant Contact Survey Results

Survey Name: Pupil Services Survey

Response Status: Partial & Completed

Filter: None

4/15/2020 10:22 AM EDT

TextBlock:

Dear Families: We invite you to take this short survey about the Morris School District's virtual learning program for students receiving special education and/or related services. Your feedback and suggestions will help us continue to improve instruction during our extended school closure. Where applicable, please answer the questions in consultation with your child so that the responses reflect your child's perceptions as well as your own. All responses are anonymous; however, please feel welcome to reach out to the Pupil Services Leadership Team to address individual needs or specific issues: Director: Marc Gold, marc.gold@msdk12.net Supervisor PreK-5: Danae Heywood, Danae.Heywood@msdk12.net Supervisor 6-12: Rori Benson, rori.benson@msdk12.net Thank you for partnering with us to provide the best learning experience for our students!

In the virtual environment, my child's special education program, including accommodations and modifications, is being implemented in accordance with their IEP.

Answer	0%	100%	Number of Response(s)	Response Ratio
I strongly agree			20	19.2 %
I agree			45	43.2 %
I am neutral			24	23.0 %
I disagree			14	13.4 %
I strongly disagree			4	3.8 %
Totals			104	100%

Overall, how would your child/how would you describe the virtual learning experience so far?

Answer	0%	100%	Number of Response(s)	Response Ratio
Great			22	21.1 %
Good			43	41.3 %
Challenging but getting easier			24	23.0 %
Very difficult			14	13.4 %
My child has not been able to participate in virtual learning			2	1.9 %
Totals			104	100%

Has your child/have you been able to find the online lessons, assignments, and learning materials posted by the teachers? (If not, please explain why in the comments below.)

Answer	0%	100%	Number of Response(s)	Response Ratio
Yes			93	88.5 %
No			3	2.8 %
Sometimes			9	8.5 %
Totals			105	100%

Has your child/have you been able to reach the Case Manager when questions or problems arise?

Answer	0%	100%	Number of Response(s)	Response Ratio
Yes			43	41.3 %
No			6	5.7 %
Sometimes			3	2.8 %
We have not needed to contact the Case Manager			52	50.0 %
Totals			104	100%





For the each of the following services, how would your child/how would you describe the experience in the virtual format?

1 = Great, 2 = Good, 3 = Challenging but getting easier, 4 = Very difficult, 5 = My child has not been able to participate in virtual learning, 6 = My child does not receive this service






Answer	1	2	3	4	5	6	Number of Response(s)	Rating Score*
Reading Intervention							97	3.4
Speech Services							97	4.1
OT/PT							92	4.4
Counseling							87	5.1

*The Rating Score is the weighted average calculated by dividing the sum of all weighted ratings by the number of total responses.

Have the modifications your child is receiving assisted in accessing their learning materials and completing their assignments?

Answer	0%	100%	Number of Response(s)	Response Ratio
Yes			47	46.0 %
No			11	10.7 %
Sometimes			16	15.6 %
Difficult to judge			26	25.4 %
Totals			102	100%

How would you describe your child's IEP meeting during virtual learning?

Answer	0%	100%	Number of Response(s)	Response Ratio
Great			12	11.6 %
Good			23	22.3 %
Challenging but able to work through it			3	2.9 %
Very difficult			4	3.8 %
Did not participate in one			61	59.2 %
Totals			103	100%

How can we improve the virtual learning experience?

56 Response(s)