



Constant Contact Survey Results

Survey Name: MHS Student Virtual Learning Survey

Response Status: Partial & Completed

Filter: None

5/6/2020 2:34 PM EDT

TextBlock:

Dear MHS Students: We invite you to take this short survey on the Morris School District Virtual Learning program. All responses are anonymous. Your feedback and suggestions will help us continue to improve instruction during our extended school closure. We appreciate your thoughtful, honest answers to the following questions. Thank you for partnering with us to provide the best learning experience for everyone.

Overall, how would you describe the virtual learning experience so far?

Answer	0%	100%	Number of Response(s)	Response Ratio
Great			84	14.8 %
Good			354	62.4 %
Challenging but getting easier			137	24.1 %
Very difficult			39	6.8 %
I have not been able to participate in virtual learning			0	0.0 %
Totals			567	100%

Have you been able to find the online lessons, assignments, and learning materials posted by the teachers? (If not, please explain why in the comments below.)

Answer	0%	100%	Number of Response(s)	Response Ratio
Yes			478	84.7 %
No			3	<1 %
Sometimes			97	17.1 %
Totals			564	100%



Do you understand what you are supposed to do each day to complete your assignments? (If not, please explain why in the comments below.)

Answer	0%	100%	Number of Response(s)	Response Ratio
Yes			455	80.8 %
No			7	1.2 %
Sometimes			114	20.2 %
Totals			563	100%





Have you been able to reach your teachers when questions or problems arise?

Answer	0%	100%	Number of Response(s)	Response Ratio
Yes			394	69.9 %
No			5	<1 %
Sometimes			91	16.1 %
I have not needed to contact my teachers			92	16.3 %
Totals			563	100%





On average, how many total hours a day (approximately) are you spending on virtual learning (including both online and offline assignments)?

Answer	0%	100%	Number of Response(s)	Response Ratio
1-2 hours			85	15.0 %
2-3 hours			173	30.7 %
3-4 hours			187	33.2 %
4-5 hours			134	23.8 %
5-6 hours			56	9.9 %
More than 6 hours			38	6.7 %
Totals			563	100%

How would you describe the current workload for an average day of virtual learning?

Answer	0%	100%	Number of Response(s)	Response Ratio
Less work than in school			168	29.7 %
More work than in school			93	16.4 %
Similar to school			244	43.2 %
Difficult to judge			117	20.7 %
Totals			564	100%









How often do you need assistance from someone else (such as a parent, teacher, or tutor) in order to complete virtual learning assignments?

Answer	0%	100%	Number of Response(s)	Response Ratio
Always			12	2.1 %
Very often			38	6.7 %
Sometimes			155	27.3 %
Not very often			261	46.0 %
Never			131	23.1 %
Totals			567	100%

Overall, do you feel comfortable in a virtual learning environment?

Answer	0%	100%	Number of Response(s)	Response Ratio
Yes			504	89.3 %
No			70	12.4 %
Totals			564	100%

Which of the following is most important to you in a virtual learning environment? (Check all that apply.)

Answer	0%	100%	Number of Response(s)	Response Ratio
That learning includes a balanced combination of online and offline assignments and activities			164	29.4 %
That you are interested in and engaged by the material			380	68.3 %
That you feel challenged by the material			101	18.1 %
That new material is introduced			146	26.2 %
That there is enough work to keep me occupied throughout the day			88	15.8 %
That you feel supported by and connected to your teachers, counselors and/or principal			296	53.2 %
That you are receiving feedback on your work, either through teacher or peer review			278	50.0 %
Other			25	4.4 %
Totals			556	100%

How can we improve the virtual learning experience?

286 Response(s)