



Constant Contact Survey Results

Survey Name: MHS Family Virtual Learning Survey

Response Status: Partial & Completed

Filter: None

5/6/2020 2:35 PM EDT

TextBlock:

Dear MHS Families: We invite you to take this short survey on the Morris School District Virtual Learning program. All responses are anonymous. Your feedback and suggestions will help us continue to improve instruction during our extended school closure. If you have more than one child in grades 9-12, please complete a separate survey for each child. Thank you for partnering with us to provide the best learning experience for our students.

Overall, how would you describe your child's virtual learning experience so far?

Answer	0%	100%	Number of Response(s)	Response Ratio
Great			48	14.2 %
Good			248	73.8 %
Challenging but getting easier			26	7.7 %
Very difficult			12	3.5 %
My child has not been able to participate in virtual learning			1	<1 %
Totals			336	100%

Has your child been able to find the online lessons, assignments, and learning materials posted by their teachers? (If not, please explain why in the comments below.)

Answer	0%	100%	Number of Response(s)	Response Ratio
Yes			324	97.0 %
No			0	0.0 %
Sometimes			12	3.5 %
Totals			334	100%

Does your child understand what they are supposed to do each day to complete their assignments? (If not, please explain why in the comments below.)

Answer	0%	100%	Number of Response(s)	Response Ratio
Yes			304	91.5 %
No			2	<1 %
Sometimes			27	8.1 %
Totals			332	100%

Has your child been able to reach their teachers when questions or problems arise?

Answer	0%	100%	Number of Response(s)	Response Ratio
Yes			277	84.1 %
No			2	<1 %
Sometimes			20	6.0 %
My child has not needed to contact their teachers			30	9.1 %
Totals			329	100%

On average, how many total hours a day (approximately) is your child spending on virtual learning (including both online and offline assignments)?

Answer	0%	100%	Number of Response(s)	Response Ratio
1-2 hours			64	19.2 %
2-3 hours			97	29.1 %
3-4 hours			98	29.4 %
4-5 hours			56	16.8 %
5-6 hours			35	10.5 %
More than 6 hours			12	3.6 %
Totals			333	100%

How would you describe the current workload for an average day of virtual learning?

Answer	0%	100%	Number of Response(s)	Response Ratio
Less work than in school			182	54.6 %
More work than in school			12	3.6 %
Similar to school			92	27.6 %
Difficult to judge			57	17.1 %
Totals			333	100%









How often does your child need assistance from someone else (such as a parent, teacher, or tutor) in order to complete virtual learning assignments?

Answer	0%	100%	Number of Response(s)	Response Ratio
Always			4	1.1 %
Very often			10	2.9 %
Sometimes			47	14.0 %
Not very often			158	47.1 %
Never			120	35.8 %
Totals			335	100%

Overall, does your child feel comfortable in a virtual learning environment?

Answer	0%	100%	Number of Response(s)	Response Ratio
Yes			310	93.3 %
No			21	6.3 %
Totals			332	100%

Which of the following is most important to you in a virtual learning environment? (Check all that apply.)

Answer	0%	100%	Number of Response(s)	Response Ratio
That learning includes a balanced combination of online and offline assignments and activities			186	55.6 %
That your child is interested in and engaged by the material			209	62.5 %
That your child feels challenged by the material			166	49.7 %
That new material is introduced			174	52.0 %
That there is enough work to keep your child occupied throughout the day			86	25.7 %
That your child feels supported by and connected to their teachers, counselors and/or principal			207	61.9 %
That your child is receiving feedback on their work, either through teacher or peer review			203	60.7 %
Other			15	4.4 %
Totals			334	100%

How can we improve the virtual learning experience?

189 Response(s)