



Constant Contact Survey Results

Survey Name: 3-5 Student and Family Virtual Learning Survey

Response Status: Partial & Completed

Filter: None

5/6/2020 2:33 PM EDT

TextBlock:

Dear Families of Students in Grades 3-5: We invite you to take this short survey on the Morris School District Virtual Learning program. All responses are anonymous. Your feedback and suggestions will help us continue to improve instruction during our extended school closure. If you have more than one child in grades 3-5, please complete a separate survey for each child. Where applicable, please answer the questions in consultation with your child so that the responses reflect your child's perceptions as well as your own. Thank you for partnering with us to provide the best learning experience for our students.

Overall, how would your child/how would you describe the virtual learning experience so far?

| Answer | 0% | 100% | Number of Response(s) | Response Ratio |
|---|----|------|-----------------------|----------------|
| Great | | | 57 | 20.3 % |
| Good | | | 137 | 48.9 % |
| Challenging but getting easier | | | 83 | 29.6 % |
| Very difficult | | | 9 | 3.2 % |
| My child has not been able to participate in virtual learning | | | 0 | 0.0 % |
| Totals | | | 280 | 100% |

Has your child/have you been able to find the online lessons, assignments, and learning materials posted by the teachers? (If not, please explain why in the comments below.)

| Answer | 0% | 100% | Number of Response(s) | Response Ratio |
|---------------|----|------|-----------------------|----------------|
| Yes | | | 242 | 87.0 % |
| No | | | 0 | 0.0 % |
| Sometimes | | | 38 | 13.6 % |
| Totals | | | 278 | 100% |

Does your child/do you understand what they are supposed to do each day to complete their assignments? (If not, please explain why in the comments below.)

| Answer | 0% | 100% | Number of Response(s) | Response Ratio |
|---------------|----|------|-----------------------|----------------|
| Yes | | | 223 | 79.6 % |
| No | | | 5 | 1.7 % |
| Sometimes | | | 54 | 19.2 % |
| Totals | | | 280 | 100% |

Has your child/have you been able to reach the teacher when questions or problems arise?

| Answer | 0% | 100% | Number of Response(s) | Response Ratio |
|---|----|------|-----------------------|----------------|
| Yes | | | 238 | 85.3 % |
| No | | | 3 | 1.0 % |
| Sometimes | | | 25 | 8.9 % |
| We have not needed to contact the teacher | | | 13 | 4.6 % |
| Totals | | | 279 | 100% |

On average, how many total hours a day (approximately) is your child spending on virtual learning (including both online and offline assignments)?

| Answer | 0% | 100% | Number of Response(s) | Response Ratio |
|-------------------|----|------|-----------------------|----------------|
| 1-2 hours | | | 25 | 8.9 % |
| 2-3 hours | | | 76 | 27.1 % |
| 3-4 hours | | | 90 | 32.1 % |
| 4-5 hours | | | 65 | 23.2 % |
| 5-6 hours | | | 27 | 9.6 % |
| More than 6 hours | | | 11 | 3.9 % |
| Totals | | | 280 | 100% |

How would your child/how would you describe the current workload for an average day of virtual learning?

| Answer | 0% | 100% | Number of Response(s) | Response Ratio |
|--------------------------|----|------|-----------------------|----------------|
| Less work than in school | | | 106 | 37.9 % |
| More work than in school | | | 29 | 10.3 % |
| Similar to school | | | 79 | 28.3 % |
| Difficult to judge | | | 69 | 24.7 % |
| Totals | | | 279 | 100% |









How often does your child need assistance from an adult or older sibling in order to complete virtual learning assignments?

| Answer | 0% | 100% | Number of Response(s) | Response Ratio |
|----------------|----|------|-----------------------|----------------|
| Always | | | 17 | 6.0 % |
| Very often | | | 58 | 20.7 % |
| Sometimes | | | 100 | 35.7 % |
| Not very often | | | 96 | 34.2 % |
| Never | | | 14 | 5.0 % |
| Totals | | | 280 | 100% |

Overall, does your child feel comfortable in a virtual learning environment?

| Answer | 0% | 100% | Number of Response(s) | Response Ratio |
|---------------|----|------|-----------------------|----------------|
| Yes | | | 247 | 88.8 % |
| No | | | 28 | 10.0 % |
| Totals | | | 278 | 100% |

Which of the following is most important to you in a virtual learning environment? (Check all that apply.)

| Answer | 0% | 100% | Number of Response(s) | Response Ratio |
|--|---|------|-----------------------|----------------|
| That learning includes a balanced combination of online and offline assignments and activities |  | | 162 | 58.0 % |
| That my child is interested in and engaged by the material |  | | 202 | 72.4 % |
| That my child feels challenged by the material |  | | 128 | 45.8 % |
| That new material is introduced |  | | 133 | 47.6 % |
| That there is enough work to keep my child occupied throughout the day |  | | 83 | 29.7 % |
| That my child feels supported by and connected to their teacher(s) and/or principal |  | | 196 | 70.2 % |
| That my child is receiving feedback on their work, either through teacher or peer review |  | | 181 | 64.8 % |
| Other |  | | 14 | 5.0 % |
| Totals | | | 279 | 100% |

How can we improve the virtual learning experience?

177 Response(s)