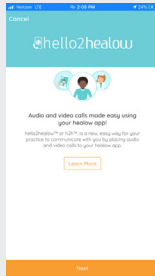


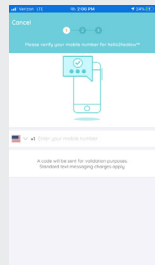
HELLO2HEALOW

Healow to Healow is an easy way for providers to communicate with you by placing calls and videos directly through your Healow app.

1) Select **NEXT** to start Healow Setup



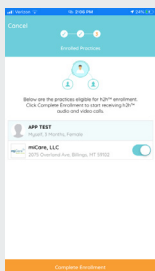
2) Enter a good **phone number** for a **validation code** to be sent




3) Enter **Verification Code**



4) Select **Complete Enrollment**



www.miCareHealthCenter.com
2075 Overland Avenue
Billings, MT 59102
1.866.888.8035



miCare 
Health Center


**SETTING UP
YOUR MICARE
HEALOW APP**

 **healow**
Health And Online Wellness

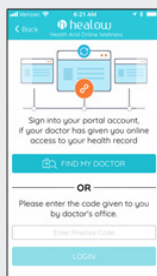
1) From your Android or Apple phone – Go to the App Store/Google Play Store – and download **Healow App**




2) Once downloaded, open the application and select **GET STARTED**



3) In the box titled “Enter Practice Code” – enter **HBACBD** and select **LOGIN**

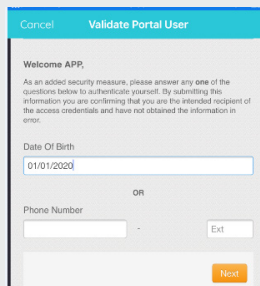


4) Enter your **Username** and **Password** provided to you by a miCare staff member. If you do not have a username and password reach out to your miCare Clinic for one to be provided.

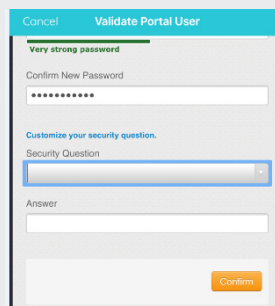


If you have logged onto your online miCare Patient Portal jump to step 10

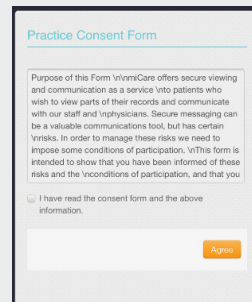
5) Enter your **DOB** or **Phone Number** to validate your account



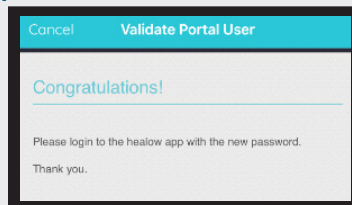
6) Create a **New Password** and select a **Security Question**




7) Review consent form




8) Once validated select **Cancel** to return to the login screen



9) Enter **Username** and **New Password**



10) Agree to **Terms of Use Agreement**



11) Create a **4 Digit Pin**



12) Arrive on your **Patient Dashboard**

