

FIRST GRADE

digital pathways

5/11 – 5/15 Put A CHECKMARK Next to EACH Activity THAT you COMPLETE AND Send A PICTURE of THIS CALENDAR to your teacher ON FRIDAY!

	MONDAY	Tuesday	wednesday	THURSDAY	FRIDAY
READING	<input type="checkbox"/> KidsA-Z, 3 Books AND/OR <input type="checkbox"/> IREAD	<input type="checkbox"/> KidsA-Z, 3 Books AND/OR <input type="checkbox"/> Get Epic!	<input type="checkbox"/> KidsA-Z, 3 Books AND/OR <input type="checkbox"/> IREAD	<input type="checkbox"/> KidsA-Z, 3 Books AND/OR <input type="checkbox"/> Get Epic!	<input type="checkbox"/> KidsA-Z, 3 Books AND/OR <input type="checkbox"/> IREAD
H.W.	<input type="checkbox"/> 1 page of packet <input type="checkbox"/> Spelling City OR Written activity (List 34)	<input type="checkbox"/> 1 page of packet <input type="checkbox"/> Spelling City OR Written activity	<input type="checkbox"/> 1 page of packet <input type="checkbox"/> Spelling City OR Written activity	<input type="checkbox"/> 1 page of packet <input type="checkbox"/> Spelling City OR Written Spelling activity	<input type="checkbox"/> Take Spelling Test on Spelling City or on paper
Padlet	<input type="checkbox"/> Check and Repond!	<input type="checkbox"/> Check and Respond!	<input type="checkbox"/> Check and Respond!	<input type="checkbox"/> Check and Respond!	<input type="checkbox"/> Check and Respond!
MAH	<input type="checkbox"/> XtraMath <input type="checkbox"/> Brainpopjr – “Solving Word Problems” <input type="checkbox"/> IXL –Mixed Operations #6	<input type="checkbox"/> XtraMath <input type="checkbox"/> Brainpopjr – “Counting Coins <input type="checkbox"/> IXL – Money #1 <input type="checkbox"/> IXL – Money #3	<input type="checkbox"/> XtraMath <input type="checkbox"/> Brainpopjr – “Fractions – Basic Parts of a Whole” <input type="checkbox"/> IXL – Fractions #7	<input type="checkbox"/> XtraMath <input type="checkbox"/> Brainpopjr – “Math Strategies – Patterns” <input type="checkbox"/> IXL – Patterns #2 <input type="checkbox"/> Patterns #3	<input type="checkbox"/> Xtra Math <input type="checkbox"/> Play Prodigy OR <input type="checkbox"/> IXL (Free choice)
	“RECESS” IDEAS: Play a board game with siblings, build something with Legos, help with a household chore, play outside, or do a puzzle! Remember to exercise every day!				
EXTRA	<input type="checkbox"/> Monday Mystery www.mysteryscience.com	<input type="checkbox"/> Tuesday Typing www.kidztype.com	<input type="checkbox"/> Wednesday Writing Complete a page of your First Grade Book.	<input type="checkbox"/> Thursday Thinking Try a Virtual Field Trip	TOTAL COMPLETED ACTIVITIES for the week: (goal: 25 or more)

Name: _____

IOA.1

Monday

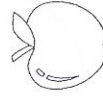
Find the value of each symbol.
Then, color the correct answer.



$9 + 6 =$



$= 10$



$= 15$



$= 5$



$+ 5 = 10$




$= 10$



$= 15$



$= 5$



$10 + \triangle = 15$



$= 10$



$= 15$



$= 5$



$12 + 8 =$



$= 10$



$= 20$



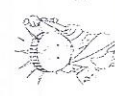
$= 16$



$+ 0 = 10$



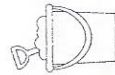
$= 10$



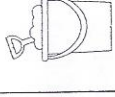
$= 15$



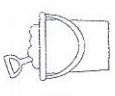
$= 20$



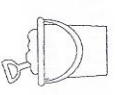
$8 + = 16$



$= 18$



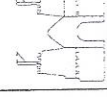
$= 2$



$= 8$



$14 + 5 =$



$= 19$



$= 13$



$= 10$

Tuesday

Add or subtract 1

Add or subtract 10

16	17	18
26	27	28
36	37	38

Write one more, one less, ten more, ten less to fill in the chart.



55		
		66
		74

	78	
	87	
96		

32		34
		53

	64	

	77	

	52	

	78	


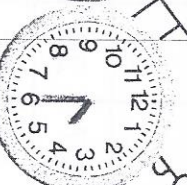



		70

		29

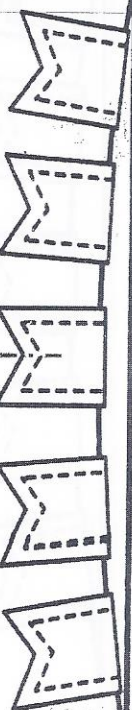
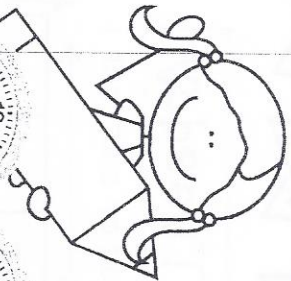
IMD.1

Wednesday

What time is it?
Write the time each clock shows.



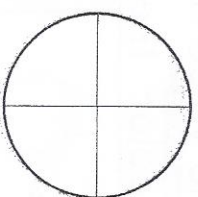
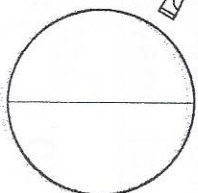
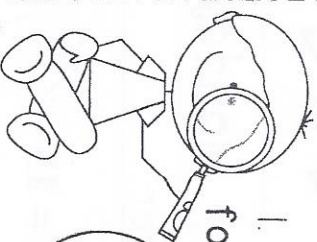
: : : : :



Week 7 1.G.3

Thursday

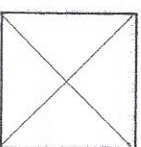

1. Color 1 half of the 1st circle and 3 fourths of the 2nd circle.




2. Draw lines to make halves in the first shape and fourths in the second shape.



3. Color 1 out of 4 of the 1st shape and 3 out of four of the 2nd shape.

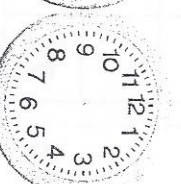
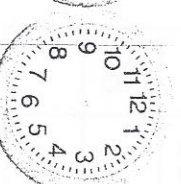
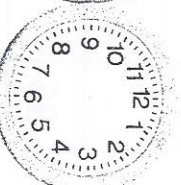
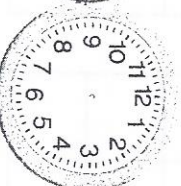
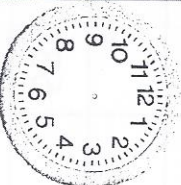


4. Draw lines to make fourths in each shape.



5. What size of a pizza is bigger? One half or one fourth? _____
Make a picture below to explain.

Draw the hands on the clocks to show the time.



4:00


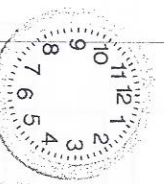
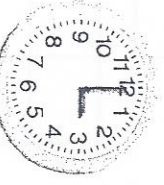
2:30

12:00

10:00

6:30

Draw the hands on the clocks to show the time or write the time each clock shows.




:

1:00

:

10:30

:



Pete's Favorite Food

Spaghetti is Pete's favorite food, 5
It always puts him in a happy mood. 13

Noodles and meatballs in his tummy, 19
How they taste oh so yummy! 25

Pete could eat it everyday, 30
But his mom says "No way!" 36

FLUENCY CHECK	Read #1	Read #2	Read #3	Read #4
Number of words read in 1 minute				
Number of errors				
Fluency (number of words read in 1 minute minus errors)				

Fluency, Comprehension, and Language Homework

After you circle the answer to each question, color the letter circle that matches.

1. What is the main idea of this poem?

- a. Pete loves to eat.
- b. Pete's mom makes his dinner.
- c. Pete loves spaghetti so much!

a.

b.

c.

2. Pete would like to eat spaghetti everyday.

- a. true
- b. false

a.

b.

c.

3. What kind of passage is this?

- a. fiction
- b. nonfiction
- c. poetry

a.

b.

c.

4. What is your favorite food? Would you eat it everyday?

LANGUAGE

Read these Nonsense Words out loud.

len

rav

nim

vap

wov

sup

Circle the word that is spelled correctly in each row.

1.

camm

caim

came

2.

just

jus

justt

3.

nou

noo

now

Which word from the poem is a verb (action word)?

spaghetti

Pete

eat

[illegible]

1st Grade 3rd Trimester Writing Rubric			
Mastered Stage for Narrative, Opinion, and Informative Writing			
4 - Exceeding	3 - Proficient	2 - Approaching	1 - Below
Must have all of the proficient criteria AND - 3 or more Sentences - 2 adjectives	Must have : - Topic Sentence - 2 Supporting sentences - Closure - Capitals - Correct Punctuation - Finger Spaces	Meets : 5 of the proficient criteria Or has Incomplete Sentences	Meets : 4 or fewer of the proficient criteria Or is Off topic Not Comprehensible

1. The first step in the process of developing a business plan is to conduct a market analysis. This involves researching the industry, identifying potential customers, and understanding the competitive landscape.

The second step is to develop a financial plan. This includes creating a budget, forecasting revenue, and determining the break-even point.

The third step is to create a marketing plan. This involves identifying the target market, developing a marketing strategy, and implementing promotional activities.

The fourth step is to develop an operational plan. This includes identifying the resources needed, creating a timeline, and establishing a system of controls.

The fifth step is to write the business plan. This involves combining all the information gathered in the previous steps into a cohesive document.

The sixth step is to present the business plan to potential investors or lenders. This involves creating a pitch deck and conducting a presentation.

The seventh step is to implement the business plan. This involves putting the plan into action and monitoring progress.

The eighth step is to evaluate the business plan. This involves reviewing the plan's performance and making adjustments as needed.

The ninth step is to update the business plan. This involves revising the plan as the business grows and the market changes.

The tenth step is to exit the business. This involves selling the business or liquidating its assets.

The eleventh step is to reflect on the business journey. This involves looking back on the challenges and successes of the business.

The twelfth step is to share the business plan. This involves distributing the plan to relevant stakeholders.

The thirteenth step is to seek feedback. This involves soliciting input from others to improve the plan.

The fourteenth step is to make revisions. This involves incorporating feedback and making necessary changes to the plan.

The fifteenth step is to finalize the business plan. This involves completing the document and preparing it for presentation.

The sixteenth step is to present the business plan. This involves delivering the plan to potential investors or lenders.

The seventeenth step is to follow up. This involves checking in with potential investors or lenders to see if they are interested.

The eighteenth step is to secure funding. This involves obtaining the capital needed to start the business.

The nineteenth step is to launch the business. This involves opening the doors of the business to the public.

The twentieth step is to manage the business. This involves running the day-to-day operations of the business.

The twenty-first step is to grow the business. This involves expanding the business's reach and increasing its revenue.

The twenty-second step is to diversify the business. This involves exploring new opportunities and expanding into new markets.

The twenty-third step is to exit the business. This involves selling the business or liquidating its assets.

The twenty-fourth step is to reflect on the business journey. This involves looking back on the challenges and successes of the business.

The twenty-fifth step is to share the business plan. This involves distributing the plan to relevant stakeholders.

The twenty-sixth step is to seek feedback. This involves soliciting input from others to improve the plan.

The twenty-seventh step is to make revisions. This involves incorporating feedback and making necessary changes to the plan.

Illustrated steps for Narrative, Quantitative, and Qualitative Writing			
4 - Exploring	3 - Focusing	2 - Approaching	1 - Defining
<ul style="list-style-type: none"> Identify the problem Research the problem Develop a thesis statement Organize the research 	<ul style="list-style-type: none"> Identify the problem Research the problem Develop a thesis statement Organize the research 	<ul style="list-style-type: none"> Identify the problem Research the problem Develop a thesis statement Organize the research 	<ul style="list-style-type: none"> Identify the problem Research the problem Develop a thesis statement Organize the research