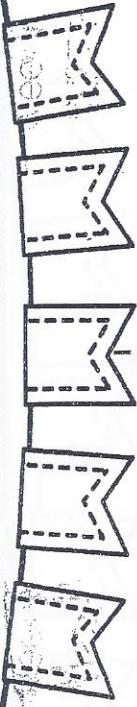


# FIRST GRADE

## digital pathway

5/4 – 5/8 Put A CHECKMARK Next to EACH Activity THAT you COMPLETE AND Send A PICTURE of THIS CALENDAR to your TEACHER ON FRIDAY!

	MONDAY	Tuesday	wednesday	THURSDAY	FRIDAY
READING	<input type="checkbox"/> KidsA-Z, 3 Books AND/OR <input type="checkbox"/> IREAD	<input type="checkbox"/> KidsA-Z, 3 Books AND/OR <input type="checkbox"/> Get Epic!	<input type="checkbox"/> KidsA-Z, 3 Books AND/OR <input type="checkbox"/> IREAD	<input type="checkbox"/> KidsA-Z, 3 Books AND/OR <input type="checkbox"/> Get Epic!	<input type="checkbox"/> KidsA-Z, 3 Books AND/OR <input type="checkbox"/> IREAD
H.W.	<input type="checkbox"/> 1 page of packet <input type="checkbox"/> Spelling City OR Written activity (List 33)	<input type="checkbox"/> 1 page of packet <input type="checkbox"/> Spelling City OR Written activity	<input type="checkbox"/> 1 page of packet <input type="checkbox"/> Spelling City OR Written activity	<input type="checkbox"/> 1 page of packet <input type="checkbox"/> Spelling City OR Written Spelling activity	<input type="checkbox"/> Take Spelling Test on Spelling City or on paper
PADLET	<input type="checkbox"/> Check and Repond!	<input type="checkbox"/> Check and Respond!	<input type="checkbox"/> Check and Respond!	<input type="checkbox"/> Check and Respond!	<input type="checkbox"/> Check and Respond!
MATH	<input type="checkbox"/> XtraMath <input type="checkbox"/> Brainpopjr – “Parts of a Clock” “Time to the Hour” <input type="checkbox"/> IXL –Time #1 Optional – <input type="checkbox"/> Addition Strategies#8	<input type="checkbox"/> XtraMath <input type="checkbox"/> Brainpopjr – “Time to the Quarter Hour and Half Hour” <input type="checkbox"/> IXL – Time #2 Optional – <input type="checkbox"/> Place Value #1	<input type="checkbox"/> XtraMath <input type="checkbox"/> Brainpopjr – “Time to the Minute” <input type="checkbox"/> IXL – Time #3 Optional – <input type="checkbox"/> Counting and Number Patterns#24	<input type="checkbox"/> XtraMath <input type="checkbox"/> IXL – Time #4 Optional – <input type="checkbox"/> Subtraction #10	<input type="checkbox"/> Xtra Math <input type="checkbox"/> Play Prodigy OR <input type="checkbox"/> IXL (Free choice)
<b>“RECESS” IDEAS:</b> Play a board game with siblings, build something with Legos, help with a household chore, play outside, or do a puzzle! Remember to exercise every day!					
EXTRA	<input type="checkbox"/> Monday Mystery <a href="http://www.mysteryscience.com">www.mysteryscience.com</a>	<input type="checkbox"/> Tuesday Typing <a href="http://www.kidztype.com">www.kidztype.com</a>	<input type="checkbox"/> Wednesday Writing Complete a page of your First Grade Book.	<input type="checkbox"/> Thursday Thinking Try a Virtual Field Trip	TOTAL COMPLETED ACTIVITES for the week: (goal: 25 or more)



Monday

Solve the word problems. Pay attention to the key words.

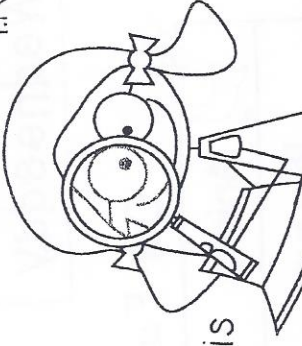
Jack and Peter were reading at the library. Jack's book had 11 pages and Peter's book had 8 pages. How many fewer pages did Peter's book have?

Write a number sentence here. \_\_\_\_\_ = \_\_\_\_\_

Jack and Peter were reading at the library. Jack's book had 11 pages and Peter's book had 8 pages. What was the total number of pages in both books?

Write a number sentence here. \_\_\_\_\_ = \_\_\_\_\_

Tuesday



Circle the number that is greater in each apple.

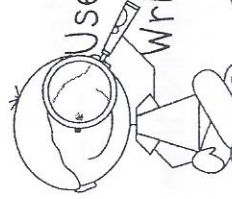
--	--	--	--	--

Circle the number that is less in each apple.

--	--	--	--	--

Use symbols to compare the numbers.

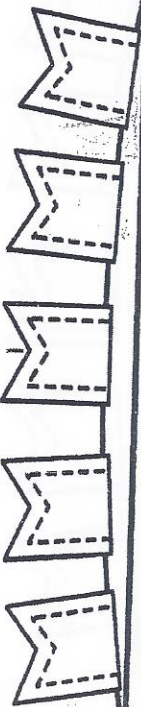
Write  $>$ ,  $<$ , or  $=$  in each apple.



--	--	--	--	--

L.M.D.4

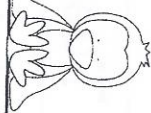
Wednesday



Week 6 I.G.1

Thursday

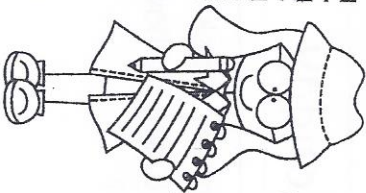
### Our Favorite Animals



Animal	Votes
Penguin	
Monkey	       
Dolphin	
Cheetah	       

Use the tally chart to answer the questions.


1. How many people voted for monkeys? \_\_\_\_\_
2. How many votes did cheetahs get? \_\_\_\_\_
3. Which kind of animal received 13 votes? \_\_\_\_\_
4. How many more people voted for dolphins than penguins? \_\_\_\_\_
5. How many people voted for monkeys and dolphins? \_\_\_\_\_



### Circle the correct answer.

1. Which shape has 3 corners and 3 sides?
  - a. square
  - b. circle
  - c. triangle
2. Which shape has 1 vertex and 1 flat surface?
  - a. square
  - b. cone
  - c. sphere
3. Which shape has 5 corners and 5 sides?
  - a. square
  - b. trapezoid
  - c. pentagon
4. Which shape has 6 flat surfaces and 8 vertices?
  - a. cone
  - b. sphere
  - c. cube
5. Which shape has 0 corners and 0 sides?
  - a. square
  - b. circle
  - c. rectangle

Week 33



## Frogs Grow and Change

A frog changes as it grows. A frog starts as an egg. A tadpole will come out of the egg. The tadpole has no legs. The tadpole does have gills. The tadpole begins to grow bigger. Soon the tadpole will have legs. There are two legs in the front and two legs in the back. The tadpole's tail will get smaller. The gills go away and the tadpole has lungs. The tadpole can go out of the water. When the tadpole is grown, it is a frog. The frog does not have a tail. The frog likes water and land.

FLUENCY CHECK	Read #1	Read #2	Read #3	Read #4
Number of words read in 1 minute				
Number of errors				
Fluency (number of words read in 1 minute minus errors)				

# Fluency, Comprehension, and Language Homework

After you circle the answer to each question, color the letter circle that matches.

1. What is the main idea of this passage?

- a. Frogs change as they grow.
- b. Frogs can hop on 4 legs.
- c. Frogs don't have tails.

(a.) (b.) (c.)

2. What is a tadpole?

- a. a grown up frog
- b. a baby frog
- c. a frog that is swimming

(a.) (b.) (c.)

3. Which best summarizes the lifecycle of a frog?

- a. egg, tadpole, tadpole with legs, frog
- b. egg, tadpole with legs, tadpole, frog
- c. frog, egg, tadpole, tadpole with legs

(a.) (b.) (c.)

4. What is one change that happens when a tadpole becomes a frog?

---

## LANGUAGE

Read these Nonsense Words out loud.

wem          dag          bim          toz          wud          fam

Circle the word that is spelled correctly in each row.

1.            aet            atte            ate

2.            but            buut            bute

3.            came            caem            caim

Please rewrite the sentence below with a capital and punctuation.

tadpoles grow up to be frogs

---

May Writing HW 1: Informative Writing. Write 4 or more informational sentences about butterflies. Use the rubric below to make sure you have all the necessary criteria.

Blank writing area with multiple sets of horizontal lines (solid top and bottom lines, dashed middle line) for writing.

1st Grade 3rd Trimester Writing Rubric Mastered Stage for Narrative, Opinion, and Informative Writing			
4 - Exceeding	3 - Proficient	2 - Approaching	1 - Below
Must have all of the proficient criteria <b>AND</b> - 3 or more Sentences - 2 adjectives	Must have : - Topic Sentence - 2 Supporting sentences - Closure - Capitals - Correct Punctuation - Finger Spaces	Meets : 5 of the proficient criteria  <b>Or has</b> Incomplete Sentences	Meets : 4 or fewer of the proficient criteria  <b>Or is</b> Off topic Not Comprehensible

