

Kindergarten Week 4
 May 11 – May 15
 Distance Learning Packet

Name _____ Teacher _____

Monday	Tuesday	Wednesday	Thursday	Friday
<p><u>Sight Words</u> all previous words come does</p> <p>Write the “og” words.</p> <p>Color the frogs in a pattern. Write what pattern you created.</p> <p>Read for 10 minutes with your family.</p>	<p>Write “sh” or “ch” to show the beginning sound.</p> <p>Draw pictures to solve the problem. Write the addition problem.</p> <p>Read for 10 minutes with your family.</p>	<p>Write the long O words. Remember to use a “silent e”.</p> <p>Draw pictures to solve the problem. Write the addition problem.</p> <p>Read for 10 minutes with your family.</p>	<p>Write 1 or 2 sentences to tell whether or not you would like to have a frog as a pet. Why or why not?</p> <p>Hop 100 times!</p> <p>Read for 10 minutes with your family.</p>	<p>Write 1, 2, or more sentences describing what you see when you look at a tree. What do you think each part of the tree does – why does the tree have that part?</p> <p>Read for 10 minutes with your family.</p>
<p>Complete the additional 5 word pages for Unit 10 Week 2.</p>				

KINDERGARTEN DIGITAL LEARNER

Required Activities & supplemental ideas

Week 4

May 11th – May 15th





WEEKLY *REQUIRED* ACTIVITIES



- **Log into eSpark.app 5 times a week**
 - 15 minutes per day on "Reading"
 - 15 minutes per day on "Math"
- **Log into iRead 5 times a week for 15 minutes (see next 2 slides for specific log in information)**

(We will be able to track your child's progress through our website app.)

ESPARK

**REQUIRED – 15 MINUTES PER DAY ON "READING"
AND
15 MINUTES PER DAY ON "MATH"**

- Type in espark.app in your Chrome browser.
- Use your same username and password as your iRead account (email us if you do not have your number).
- Then play and grow your minds! Have fun!



ESPARK AT HOME
**CONFIGURING YOUR
IPAD FOR ESPARK**

iRead

iRead Link –

▶ <https://kelly.tracy.k12.ca.us/digital-learning>

- If this link does not work, log into George Kelly Website. Click on Digital Learning. Then click on the iRead icon.
- Email your child's teacher for username and password.

iRead -
REQUIRED
15 minutes
5 days a
week



THE FOLLOWING SLIDES INCLUDE OPTIONAL ACTIVITIES

- Epic! books (<https://www.getepic.com>)– a website where you can find read-a-louds...education videos...and leveled books
- Counting and number practice ideas
- Math – swat that number
- Phonics – beginning sound fluency
- Letter sounds
- Sight Words (new words – come, does)
- Writing Practice



READING – ON EPIC! BOOKS

- Your child now has access to books on the Epic! Website.
- Click on the link below.
 - On this site you will find ...
 - Read-a-louds
 - Beginning Readers
 - Learning videos



Go to www.getepic.com/students

Log in with your class code

Mrs. Adams' Class code: cnh9259

Mrs. Contreras' Class Code: Yvq6639

Mrs. Lewis' Class code: lxk1805

Mrs. Peterson's Class code: til0556

Then use your same username number and password that you use in iRead.

(Email us if you do not have your number.)

COUNTING AND NUMBER RECOGNITION

Ideas

1. Count orally to 100 or beyond by 1s and/or 10s.

https://www.youtube.com/watch?v=_yr-luM4SEA

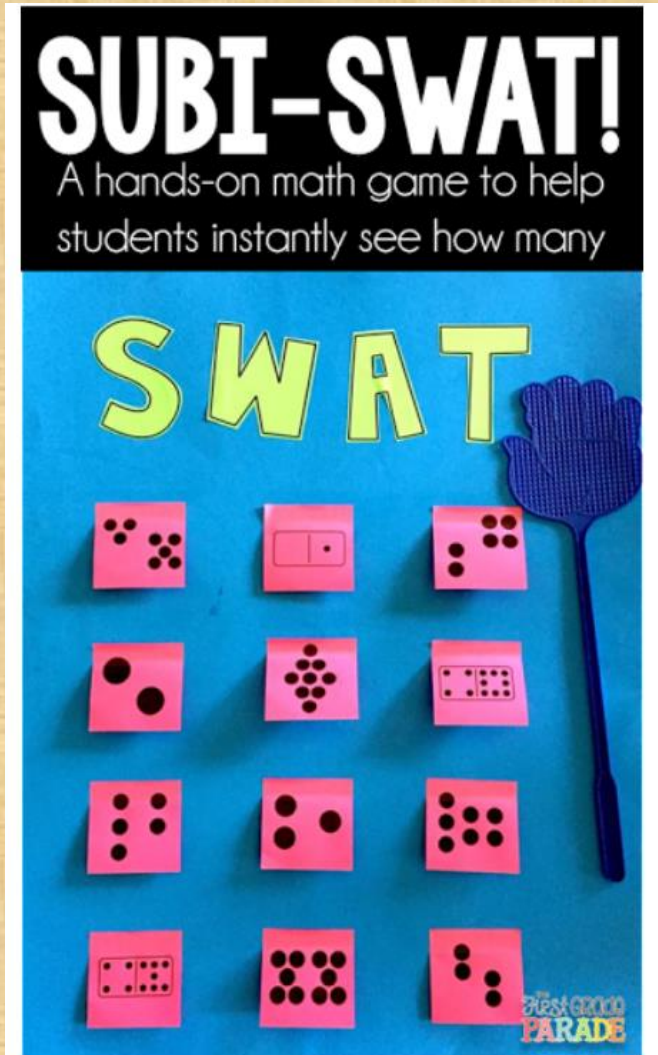
2. Write that number

- Parents: Say a number 1 – 100
- Students: write that number on a paper or white board.

Numbers 1–100

1	2	3	4	5	6	7	8	9	10
11	12	13	14	15	16	17	18	19	20
21	22	23	24	25	26	27	28	29	30
31	32	33	34	35	36	37	38	39	40
41	42	43	44	45	46	47	48	49	50
51	52	53	54	55	56	57	58	59	60
61	62	63	64	65	66	67	68	69	70
71	72	73	74	75	76	77	78	79	80
81	82	83	84	85	86	87	88	89	90
91	92	93	94	95	96	97	98	99	100

Swat that Number



How to play

- Find a pointer (fly swatter, ruler, pencil)
- Write numbers 0 – 20 in different configurations (see picture) on post-it notes.
- Place the post-it notes on a large a surface such as the refrigerator, table, floor).
- Say a number – and have your child swat or point to the post-it that matches your number.

PHONICS – BEGINNING SOUND FLUENCY

Parent:

- Say the word in the first column.
- Then ask them which of the two words in the second column begins with the same word as the first column.

Example

- Parent: What word begins like 'point'?
Take? Patch
- Student: patch

Which word begins like?	Options
is	it, ask
gold	guest, tent
apple	action, over
nurse	right, note
deer	dig, can
mouse	fast, make
wagon	meow, west
talk	top, dance
loose	left, pull
five	first, long
burst	boom, deep
home	kind, heart
cold	came, if

QUICK AS A SNAP!

TO HELP BUILD YOUR CHILD'S READING FLUENCY, PRACTICE POINTING TO A RANDOM LETTER, HAVE THEM TELL YOU THE SOUND THAT LETTER MAKES. SEE IF THEY CAN SAY IT "AS QUICK AS A SNAP!"

q	w	e	r	t	y	u
i	o	p	a	s	d	f
g	h	j	k	l	z	x
c	v	b	n	m	th	sh
		ch	wh	ing		

SIGHT WORD PRACTICE

This weeks new sight words

-come -does

is	it	here	me	the
they	want	then	said	was
little	and	are	can	do
for	go	he	have	like
my	she	of	see	to
too	we	with	will	you
has	play	where	look	good
	who	come	does	

Memory Sight word game

- Write the sight words twice on a small paper or index card.
- Mix up the words and spread on a surface (table or floor) face down.
- Take turns, uncovering two words at a time and read the words outloud.
- If they are a match – you get to keep the two words. You get another turn. If not a match, place them faced down once again.
- Proceed to the next player.





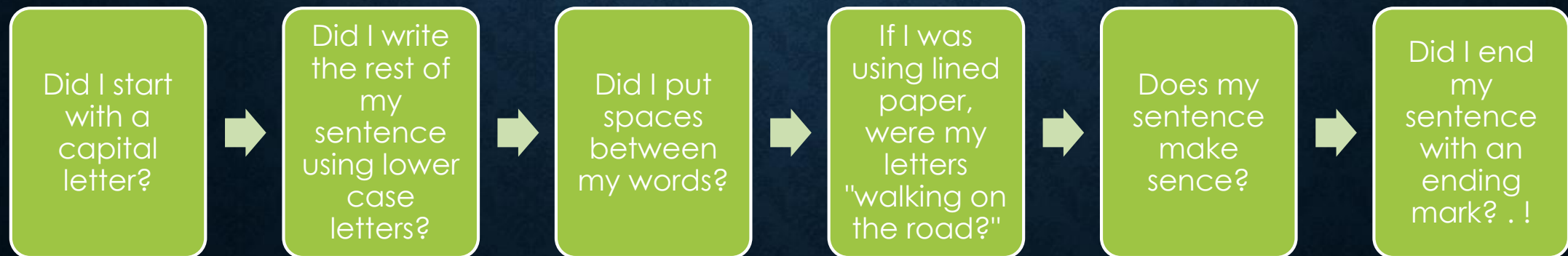
WRITING PRACTICE

Have your child write one to two sentences following the sentence starters.

Sentence Starters:

- Come to my . . .
- He does . . .

Once they are finished, have them review their sentence by checking to see if they followed the sentence rules.



WIGGLE BREAK

- ▶ These are some the of the "wiggles" they enjoy in class....
- ▶ https://www.youtube.com/watch?v=ea4TVg0_8Dk
- ▶ <https://www.youtube.com/watch?v=WzIcu6tbEko>
- ▶ <https://www.youtube.com/watch?v=npp1z32idrc>
- ▶ <https://www.youtube.com/watch?v=KhfkYzUwYFk>
- ▶ <https://www.youtube.com/watch?v=dNL6RwymoNg>
- ▶ <https://www.youtube.com/watch?v=2UcZWXvgMZE>
- ▶ https://www.youtube.com/watch?v=NwT5oX_mqS0





Have fun!

**Do
Your
Best**

Monday

og



Handwriting practice lines (top, dashed middle, bottom) for the word 'dog'.



Handwriting practice lines (top, dashed middle, bottom) for the word 'log'.



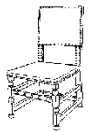
Handwriting practice lines (top, dashed middle, bottom) for the word 'frog'.



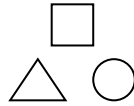
Handwriting practice lines (top, dashed middle, bottom) for the word 'pig'.



Handwriting practice lines (top, dashed middle, bottom) for the tracing activity.



Handwriting practice lines (top, dashed middle, bottom) for the word 'chair'.



Handwriting practice lines (top, dashed middle, bottom) for the word 'square'.



Handwriting practice lines (top, dashed middle, bottom) for the word 'rug'.



Handwriting practice lines (top, dashed middle, bottom) for the word 'stump'.



Handwriting practice lines (top, dashed middle, bottom) for the word 'ship'.



Handwriting practice lines (top, dashed middle, bottom) for the word 'chick'.



Handwriting practice lines (top, dashed middle, bottom) for the word 'chest'.



Handwriting practice lines (top, dashed middle, bottom) for the word 'shell'.

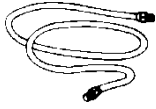
Tuesday

The caterpillar ate 4 green apples and 5 red apples. How many apples did he eat in all?

_____ + _____ = _____

Wednesday












.....


I saw 3 green frogs in a pond. Then I saw 2 red frogs. How many frogs did I see in all?

$$\underline{\quad} + \underline{\quad} = \underline{\quad}$$

Thursday



Friday



#216655937

Handwriting practice lines consisting of multiple sets of three horizontal lines: a solid top line, a dashed middle line, and a solid bottom line.


Name _____

Trace and write the letters.

E E E

e e e






Draw something that rhymes with jeep.



Find and circle all the words with a long e sound.

- | | | |
|------|------|-------|
| top | nut | fat |
| meet | feed | red |
| pen | pad | sleep |
| beet | ten | file |
| lane | fine | run |
| bee | seed | lake |

Color the pictures that have the *long e* sound.



Unit 10
Week 2

Name _____

Trace and write the sight words.

does

come

Write the letters 'ee' to finish each word. Read the words.



3



b

thr

s d

Write the sight words in the letter boxes.

does



come



who




Unit 10
Week 2

Name _____

Read each sentence 2 times.

Can you come play with my  ?

Does your  go fast?

We can come to the  !

Add *ee* to each word. Practice reading the words.

b

tr

thr

s d

b t

p k

Count the letters and write how many.

f	o	B	q	o
E	E	T	E	e
H	F	E	H	c
e	e	u	e	e


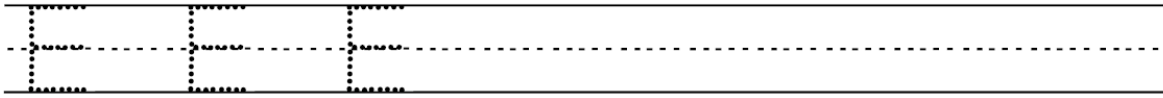
E	e



Unit 10
Week 2

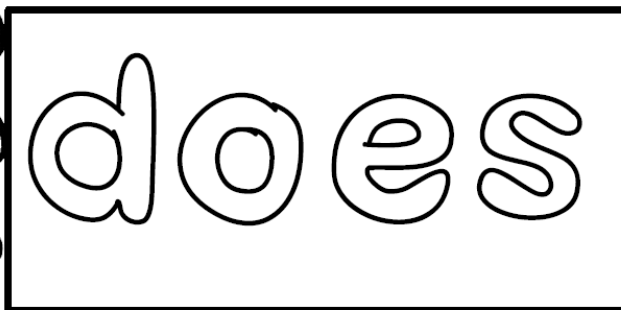
Name _____

Trace and write the letters.



Rainbow write the word with three colors.

Read the words. Color all the boxes with the word *come*.



are	come	come	what
we	does	she	come
come	play	come	help
like	said	the	come


Tell the word for each picture. Circle either short e or long e.



Short e
Long e



Short e
Long e



Short e
Long e



Short e
Long e



Unit 10
Week 2




Name _____

Draw and write three things that have the long e sound.

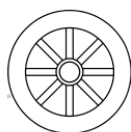
--	--	--

_____	_____	_____
-----	-----	-----
_____	_____	_____

Color the bees with a letter e on them.



Sound out and write each word.





Unit 10
Week 2