

Kindergarten Week 5
 May 18 - 22
 Distance Learning Packet

Name _____ Teacher _____


Monday	Tuesday	Wednesday	Thursday	Friday
<p>Make a list of words that rhyme with "bed".</p> <p>Fill in the number that comes "between" the given numbers.</p>	<p>Read each sentence. Put the correct punctuation mark at the end of each.</p> <p>Take a walk and count how many different colors of flowers you can find. Write the number on the line.</p>	<p>Write each long vowel word on the line. Watch for the silent (bossy) e.</p> <p>Draw pictures to solve the problem. Write the number sentence. Is it addition or subtraction?</p>	<p>Write 1 or 2 sentences about what you like to do with your friends. Add details to the picture.</p> <p>See if you can run 100 steps, skip 100 times, and hop on two feet 100 times.</p>	<p>Today is your last day of kindergarten. Write sentences telling about all your favorite things we did at school this year.</p> <p>Give your family a big hug and tell them "Thank You" for helping you this year.</p>
<p>Complete the additional 5 word pages for Unit 10 Week 3.</p>				

Kindergarten Digital Learner

Required Activities & supplemental ideas

Week 5

May 18th – May 22nd





Weekly
REQUIRED
Activities



- **Log onto eSpark.app 5 times a week**

- 15 minutes per day on "Reading"
- 15 minutes per day on "Math"

- **Log into iRead 5 times a week for 15 minutes (see next 2 slides for specific log in information)**

(We will be able to track your child's progress through our website app.)

eSpark

REQUIRED – 15 minutes per day on "Reading" and 15 minutes per day on "Math".



- Type in espark.app in your Chrome browser.
- Use your same username and password as your iRead account (email us if you do not have your number).
- Then play and grow your minds! Have fun!

iRead

iRead Link –

▶ <https://kelly.tracy.k12.ca.us/digital-learning>

- If this link does not work, log into George Kelly Website. Click on Digital Learning. Then click on the iRead icon.
- Email your child's teacher for username and password.

iRead -
REQUIRED
15 minutes
5 days a
week




The following slides include more optional activities...



the MORE
YOU PRACTICE
THE BETTER
YOU GET

- Epic! books (<https://www.getepic.com>)— a website where you can find read-alouds...education videos...and leveled books
- Counting and number practice ideas
- Math – making patterns
- Phonics – isolating ending sounds
- Letter sounds
- Sight Words - Go Fish
- Writing Practice



Reading – On Epic! books

- Your child now has access to books on the Epic! Website.
Click on the link below.
 - On this site you will find . . .
 - Read-a-louds
 - Beginning Readers
 - Learning videos

Go to www.getepic.com/students

Log in with your class code

Mrs. Adams' Class code: cnh9259

Mrs. Contreras' Class Code: Yvq6639

Mrs. Lewis' Class code: lzk1805

Mrs. Peterson's Class code: til0556

Counting and Number Recognition

1. Count orally to 100 or beyond by 1s and/or 10s.

[https://www.youtube.com/watch?v= yr-IuM4SEA](https://www.youtube.com/watch?v=yr-IuM4SEA)

Numbers 1-100

1	2	3	4	5	6	7	8	9	10
11	12	13	14	15	16	17	18	19	20
21	22	23	24	25	26	27	28	29	30
31	32	33	34	35	36	37	38	39	40
41	42	43	44	45	46	47	48	49	50
51	52	53	54	55	56	57	58	59	60
61	62	63	64	65	66	67	68	69	70
71	72	73	74	75	76	77	78	79	80
81	82	83	84	85	86	87	88	89	90
91	92	93	94	95	96	97	98	99	100

2. Number Scavenger Hunt


Go around your house or neighborhood and count objects – try to find groups for each number, 1-20, for example you might have 3 bananas, 8 doors, 12 eggs....

Number Scavenger Hunt


1	
2	
3	
4	
5	
6	
7	
8	
9	
10	
11	
12	
13	
14	
15	
16	
17	
18	
19	
20	

Making Patterns


ABAB Pattern



AABB Pattern



ABCABC Pattern



**Using objects around your house
create different patterns**

For example using Legos you might create a an ABAB color pattern...(yellow, green, yellow, green...)

Or

Using cereal you might create an AABB pattern...(Cheerio, Cheerio, Chex, Chex...)

Or

Using a combination of items you might create an ABCABC pattern...(Lego, Cereal, Toy, Lego, Cereal, Toy...)

Phonics – Isolating Final Sounds

Parent:

Read the sentence.

Then ask them what the last sound they hear at the end of each sentence is.

Example

Parent: "Pam came home."

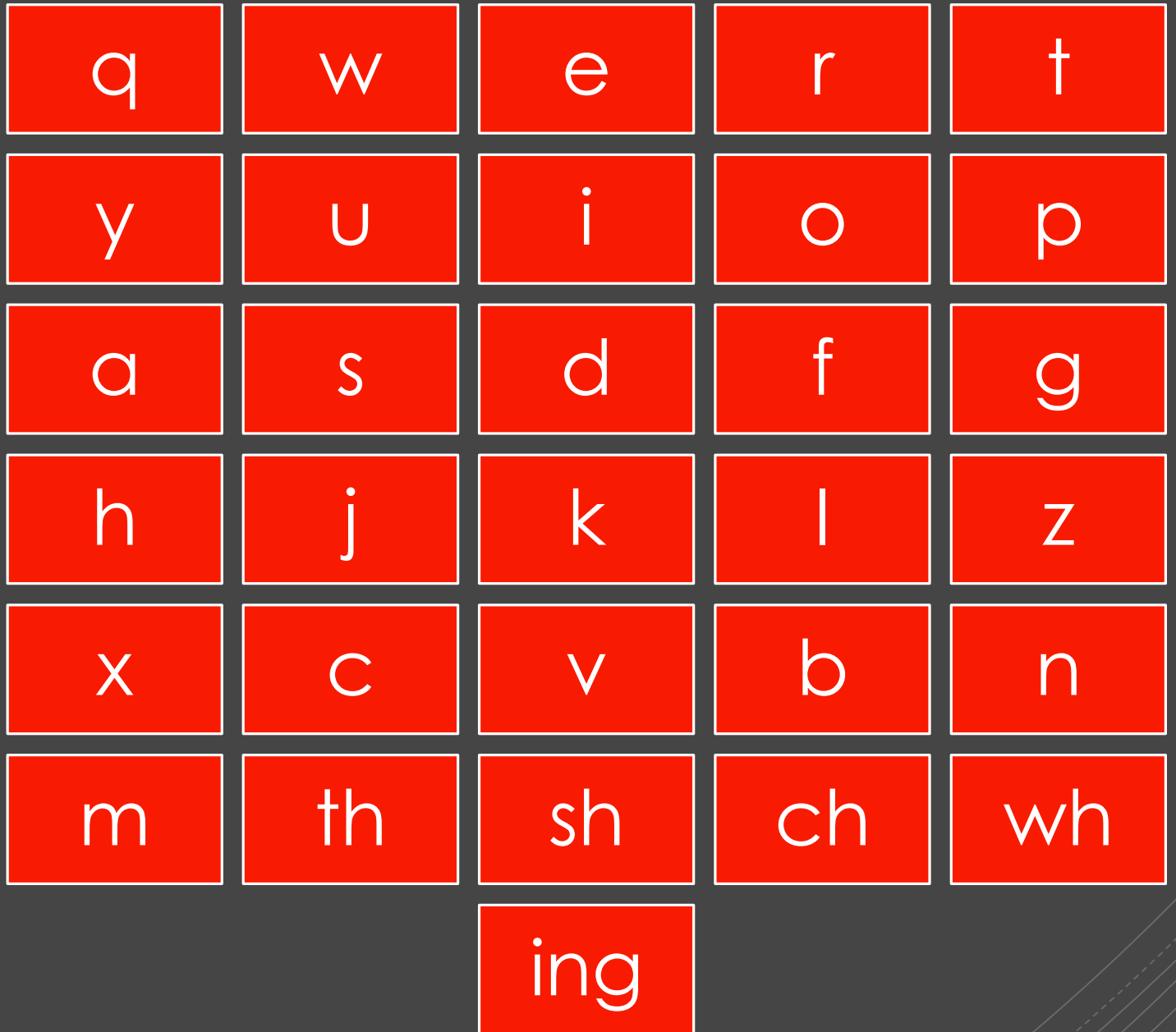
What is the last sound in the sentence?

Student: "m" (student should respond with the sound and not the letter name)

Bill will tell.	l
Ben ran in town.	n
Gus licks lollipops.	s
Dad tried hard.	d
Kent cannot count right.	t
Bee's hives buzz.	z
Jay may play.	a
The baby can walk.	k
My mom is at home.	m
Is it time for dinner?	r

Quick as a Snap!

To help build your child's reading fluency, practice pointing to a random letter, have them tell you the sound that letter makes. See if they can say it "As Quick as a Snap!"



Sight Word Practice

is	it	here	me	the
they	want	then	said	was
little	and	are	can	do
for	go	he	have	like
my	she	of	see	to
too	we	with	will	you
has	play	where	look	good
	who	come	does	



Go Fish

- Write the sight words twice on a small paper or index card.

Dirctions. Shuffle the cards.

- (Goal- to find a matching word to those words that you hold in your hand.)
- Hand out 6 cards to each player.
- Each player will take turns asking another player -if they have a word that you hold in your hand.
- If the player has the matching card – they give you that card and you keep the two matching words in your 'winning pile.'
- If the placyer does not have the card, they say "Go Fish." This means you draw a new card from the uncovered deck.
- Proceed to the next player.
- Once a player wins a matching word for all of their cards, they win.



Have your child write one to two sentences following the sentence starter.

Writing Practice

Sentence Starter:

- My favorite thing about Kindergarten was . . .

Once they are finished, have them review their sentence by checking to see if they followed the sentence rules.

Did I start with a capital letter?



Did I write the rest of my sentence using lower case letters?



Did I put spaces between my words?



If I was using lined paper, were my letters "walking on the road?"



Does my sentence make sense?



Did I end my sentence with an ending mark? . !

Wiggle Break

These are some the of
the "wiggles" they enjoy
in class




- https://www.youtube.com/watch?v=ea4TVg0_8Dk
- <https://www.youtube.com/watch?v=WzIcu6tbEko>
- <https://www.youtube.com/watch?v=npp1z32idrc>
- <https://www.youtube.com/watch?v=KhfkYzUwYFk>
- <https://www.youtube.com/watch?v=dNL6RwymoNg>
- <https://www.youtube.com/watch?v=2UcZWXvgMZE>
- https://www.youtube.com/watch?v=NwT5oX_mqS0



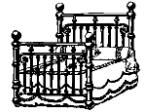
Do
Your
Best

Have
fun!

Monday



What rhymes with bed?



23 ____ 25 70 ____ 72 69 ____ 71
46 ____ 48 55 ____ 57 88 ____ 90

Tuesday

Do you like bugs

The sun is yellow

I LOVE to eat pizza

What is your name

She went to bed

Where do you live

·
!
?

How many
flowers did you
find?

Wednesday





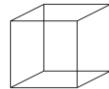













The caterpillar had 15 apples on Monday. On Tuesday, he ate 4 apples. On Wednesday, he ate 4 more apples. How many apples does he have left?

Thursday



Friday



Handwriting practice lines consisting of multiple sets of three horizontal lines (top solid, middle dashed, bottom solid).

Name _____

Trace and write the letters.

A a

E e



Draw something that has the long
a sound



Find and circle all the words with the
correct long vowel sound for each
column

Long a	Long e	Long o
hope	bee	log
lake	pen	rope
mine	weed	rode
cake	Pete	tube
name	bite	note

Color the pictures that have the *long i* sound



Unit 10
Week 3

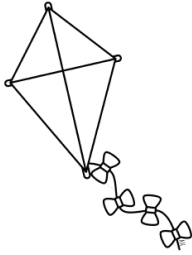
Name _____

Trace and write the sight words.


good

who

Write the missing letter to finish each word. Read the words.



k _ te



t _ to e



b _ one

Write the sight words in the letter boxes.

come

--	--	--	--

does

--	--	--	--

look

--	--	--	--




Unit 10
Week 3

Name _____

Read each sentence 2 times.

Does the game have  ?

Come look at the  !

What can I name my  ?

Add silent *e* to each word. Practice reading the words.

pip

tap

gam

tub

not

Pet

Count the letters and write how many.

y	u	c	U	E
u	s	e	L	u
v	u	a	u	U
U	O	E	T	e

Ee	Uu



Unit 10
Week 3

Name _____

Trace and write the letters.

I i

U u

O o


Rainbow write the word with three colors.

Read the words. Color all the boxes with the word *does*.


who

look	who	what	does
the	are	does	help
where	does	said	where
does	can	does	play

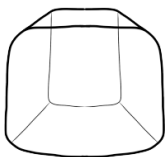
Tell the word for each picture. Circle the correct vowel sound.




Long i
Long e



Long a
Long o



Long a
Long u



Long e
Long i



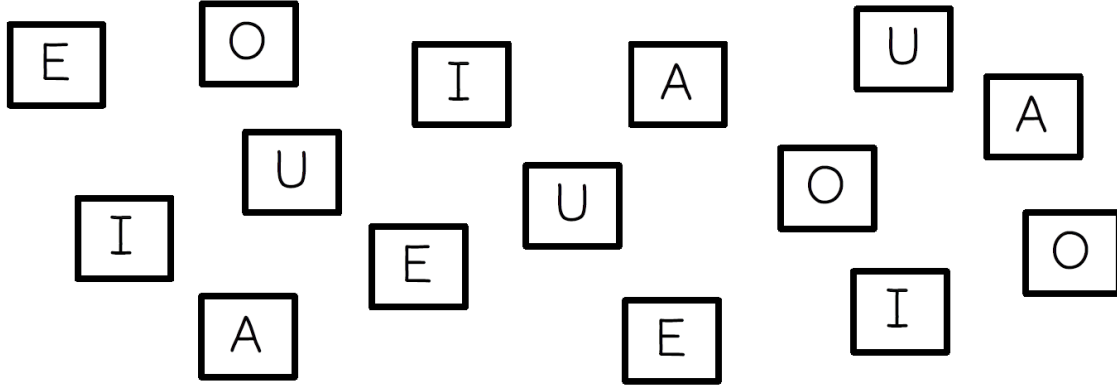
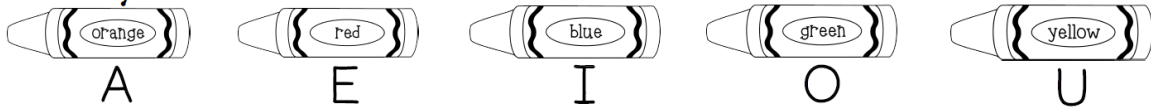
Unit 10
Week 3

Name _____

Draw a picture that starts with with the long vowel sound shown in each box. Write the words on the line.

E	I	O
----------	----------	----------

Color by the code.



Sound out and write each word.



