

STRATEGIC PLAN
ANNUAL REPORT
2016



NORTHWEST
MISSISSIPPI COMMUNITY COLLEGE

Table of Contents

Mission Statement	1
Strategic Plan Overview	2
Strategic Goals, Objectives, and Outcomes	3
<i>Goal 1 - Instruction:</i>	3
Objective 1.1 – Graduation:	3
Objective 1.3 – Workforce:	7
Goal 2 – Student Support:.....	10
Objective 2.1 – Access:.....	10
Objective 2.3 – Learning Resources:	15
Objective 2.4 – Retention:	17
Objective 2.5 – Personal Development:	22
<i>Goal 3 – Institutional Support:</i>	23
Objective 3.1 – Efficiency:.....	23
Objective 3.2 – Environment:	24

Mission Statement

The mission of Northwest Mississippi Community College is to provide the students of its eleven-county district and beyond with opportunities for obtaining affordable quality education to meet their diverse needs. The comprehensive community and technical college offers students educational experiences through traditional campus-based and distance learning opportunities. Northwest is committed to achieving the following goals: to promote excellence in educational programs; to maintain quality educational support services; to continue responsive administrative processes; to ensure efficient use of financial and physical resources; and to assure institutional effectiveness.

Northwest Mississippi Community College meets the educational, employment, career, cultural, and special needs of its students and the community through the offering of:

1. Academic and career technical curricula leading to certificates, diplomas, and associate degrees;
2. University-parallel courses and programs meeting requirements of the first two years of a baccalaureate degree;
3. Workforce Development Training designed to meet current and future workforce needs in business and industry;
4. A comprehensive program of remedial and developmental education;
5. Continuing education and service programs for the community;
6. Student support through tutoring, guidance, counseling, career information and placement; and,
7. Services including library services, cultural and enrichment opportunities, information technology services, and extracurricular activities for students and the community.

Strategic Plan Overview

The purpose of strategic planning at NWCC is identify and meet educational needs by:

- ▶ Enabling student success
- ▶ Ensuring institutional effectiveness
- ▶ Ensuring program quality.

To the end, NWCC's strategic plan focuses on three functions of the college: instruction, student support, and institutional support, as shown in Figure 1 - Functions of the College. Institutional support is the foundation of the college, the facilities and services needed for all other areas of the college to operate. This includes the Physical Plant, our financial and personnel support operations, information technology, and other related programs. The student support function encompasses those activities that provide access to education and personal development. These services include admissions, registration, and financial aid; educational support including developmental courses and library services and study support labs; and recreation, fitness and wellness, and counseling activities. Instruction includes educational activities that lead to graduation, transfer, employment, and workforce skills. The strategic plan implemented by NWCC focuses on ways to improve these three functional areas.

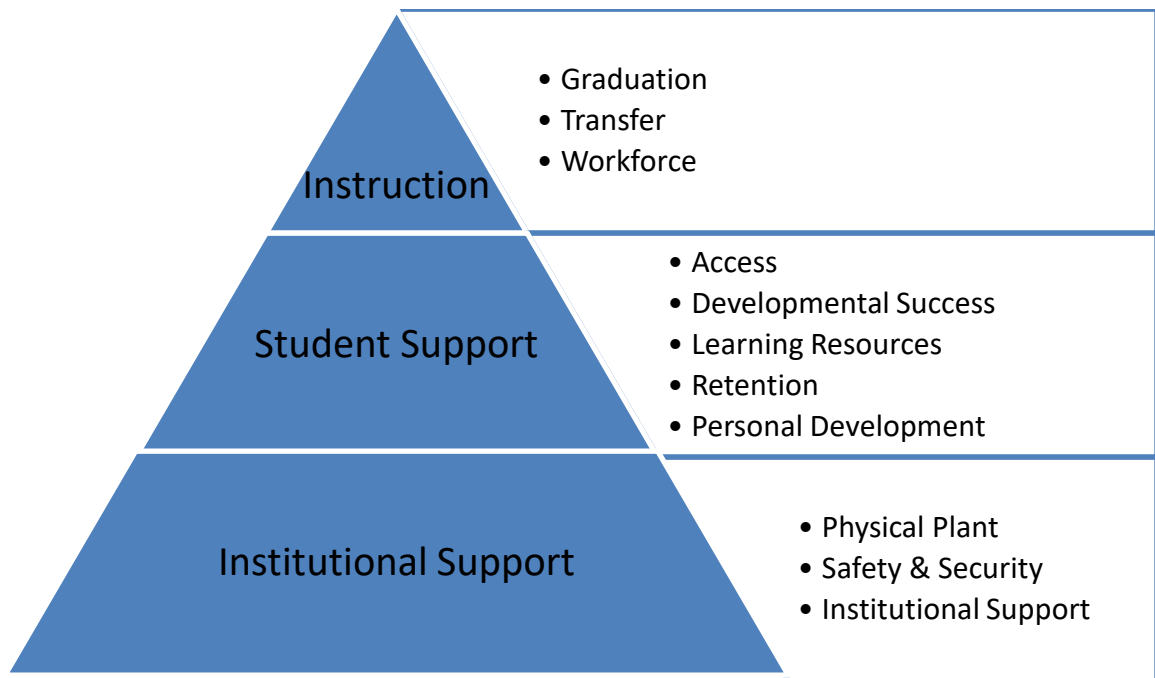


Figure 1 - Functions of the College

Strategic Goals, Objectives, and Outcomes

KEY:

Outcome was achieved

Outcome was not achieved

Goal 1 - Instruction:

To provide degree and certificate programs delivered through traditional and distance education courses that prepare students for continued studies and/or employment.

Objective 1.1 – Graduation:

To award the associate degree, career certificate, or technical certificate to those students who successfully complete the required courses of study.

Outcomes for Objective 1.1:

Outcome 1.1.1 – The number of AA degrees awarded per 100 FTE will meet or exceed the state average. *(Based on prior year EAC Report Card data)*

	CURRENT YEAR	PREVIOUS YEAR
NWCC	13.4 per 100 FTE	12.6 per 100 FTE
STATE	17.1 per 100 FTE	15.1 per 100 FTE

Educational and Support Unit Program Outcomes Linked to Outcome 1.1.1:

- AA Transfer Curriculum Outcome 2
- Admission/Records Outcome 1
- Athletics Outcome 3
- Business Division Outcome 2
- Education Division Outcome 1
- eLearning Outcomes 1, 3
- Fine Arts Division Outcome 1
- Housing Outcome 4
- Languages and Communications Division Outcomes 2, 3
- Math Support Lab Outcomes 1, 2
- Mathematics Division Outcome 4
- Natural Sciences Division Outcome 1
- Nursing Division Outcome 1
- Social Sciences Division Outcomes 1, 3
- Student Support Services TRIO Project Outcome 2
- Writing Center Outcomes 1, 2

Outcome 1.1.2 –The number of AAS degrees awarded per 100 FTE will meet or exceed the state average. *(Based on prior year EAC Report Card data)*

	CURRENT YEAR	PREVIOUS YEAR
NWCC	26.2 per 100 FTE	27.9 per 100 FTE
STATE	45.5 per 100 FTE	44.8 per 100 FTE

Educational and Support Unit Program Outcomes Linked to Outcome 1.1.2:

- Admissions/Records Outcome 1
- Agricultural Business and Management Technology/Agribusiness Outcomes 1, 2
- Agricultural Business and Management Technology/Animal Science Outcomes 1, 2
- Agricultural Technology/John Deere Outcomes 1, 2
- Athletics Outcome 3
- Automotive Technology Outcomes 1, 2
- Aviation Maintenance Technology Outcomes 1, 2
- BOT - Administrative Office Technology Outcomes 1, 2
- BOT - Business Management Technology Outcomes 1, 2
- BOT - Medical Office Technology Outcomes 1, 2
- Business and Marketing Management Technology Outcomes 1, 2
- Cardiovascular Technology Outcomes 1, 2
- Career Center Outcome 1
- Civil Engineering Technology Outcomes 1, 2
- Early Childhood Education Technology Outcomes 1, 2
- Emergency Medical Technology - Paramedic Outcomes 1, 2
- Funeral Service Technology Outcomes 1, 2
- Graphic Design Technology Outcomes 1, 2
- Heating, Air Conditioning and Refrigeration Technology Outcomes 1, 2
- Hotel and Restaurant Management Technology Outcomes 1, 2
- Housing Outcome 4
- Industrial Electronics Engineering Technology Outcomes 1, 2
- IST - Computer Networking Technology Outcomes 1, 2
- IST - Computer Programming Technology Outcomes 1, 2
- Manufacturing Technology Outcomes 1, 2
- Paralegal Technology Outcomes 1, 2
- Practical Nursing (LPN) Outcomes 1, 2
- Precision Manufacturing & Machining Technology Outcomes 1, 2
- Respiratory Therapy Outcomes 1, 2
- SSS TRIO Academic Program Outcome 2
- Surgical Technology Outcomes 1, 2
- Welding and Cutting Outcomes 1, 2

Outcome 1.1.3 – The number of career and technical certificates awarded per 100 FTE will meet or exceed the state average. *(Based on prior year EAC Report Card data)*

	CURRENT YEAR	PREVIOUS YEAR
NWCC	79.5 per 100 FTE	68.4 per 100 FTE
STATE	116.2 per 100 FTE	89.0 per 100 FTE

Educational and Support Unit Program Outcomes Linked to Outcome 1.1.3:

- Admissions/Records Outcome 1
- Agricultural Business and Management Technology/Agribusiness Outcomes 1, 2
- Agricultural Business and Management Tech/Animal Science Outcomes 1, 2
- Agricultural Technology/John Deere Outcomes 1, 2
- Athletics Outcome 3
- Automotive Technology Outcomes 1, 2
- Aviation Maintenance Technology Outcomes 1, 2
- BOT - Administrative Office Technology Outcomes 1, 2
- BOT - Business Management Technology Outcomes 1, 2
- BOT - Medical Office Technology Outcomes 1, 2
- Business and Marketing Management Technology Outcomes 1, 2
- Cardiovascular Technology Outcomes 1, 2
- Career Center Outcome 1
- Civil Engineering Technology Outcomes 1, 2
- Collision Repair Technology Outcomes 1, 2
- Commercial Truck Driving Outcomes 1, 2
- Cosmetology Outcomes 1, 2
- Early Childhood Education Technology Outcomes 1, 2
- Emergency Medical Technology - Basic Outcomes 1, 2
- Emergency Medical Technology - Paramedic Outcomes 1, 2
- Funeral Service Technology Outcomes 1, 2
- Graphic Design Technology Outcomes 1, 2
- Health Care Assistant Outcomes 1, 2
- Heating, Air Conditioning and Refrigeration Technology Outcomes 1, 2
- Hotel and Restaurant Management Technology Outcomes 1, 2
- Housing Outcome 4
- Industrial Electronics Engineering Technology Outcomes 1, 2
- IST - Computer Networking Technology Outcomes 1, 2
- IST - Computer Programming Technology Outcomes 1, 2
- Manufacturing Technology Outcomes 1, 2
- Paralegal Technology Outcomes 1, 2
- Practical Nursing (LPN) Outcomes 1, 2
- Precision Manufacturing & Machining Technology Outcomes 1, 2

- Respiratory Therapy Outcomes 1, 2
- SSS TRIO Academic Program Outcome 2
- Surgical Technology Outcomes 1, 2
- Welding and Cutting Outcomes 1, 2

Objective 1.2 – Transfer:

To prepare students in transfer programs for successful completion of their degree at the transfer institution of their choice.

Outcomes for Objective 1.2:

Outcome 1.2.1 – The percentage of first-time, full-time students in transfer programs who transfer to a 4-year institution will meet or exceed the state community college transfer rate. *(Based on prior year EAC Report Card data)*

	CURRENT YEAR	PREVIOUS YEAR
NWCC	14.0%	14.3%
STATE	11.3%	11.5%

Educational and Support Unit Program Outcomes Linked to Outcome 1.2.1:

- AA Transfer Curriculum Outcome 3
- Admissions/Records Outcome 1
- Athletics Outcome 3
- Business Division Outcome 1
- Education Division Outcome 2
- Natural Sciences Division Outcome 2
- Social Sciences Division Outcome 2
- Student Support Services TRIO Project Outcome 3

Outcome 1.2.2 – Students who transfer to a 4-year institution within Mississippi will have a GPA at their transfer institution that meets or exceeds the GPA earned by the native population.

	CURRENT YEAR	PREVIOUS YEAR
NWCC	3.14	3.02
STATE	3.15 (3.11 IHL)	3.08

Educational and Support Unit Program Outcomes Linked to Outcome 1.2.2:

- AA Transfer Curriculum Outcome 3
- Athletics Outcome 3
- Business Division Outcome 1
- DeSoto Center Outcome 1
- Education Division Outcome 2
- Natural Sciences Division Outcome 2

- Social Sciences Division Outcome 2
- Student Support Services TRIO Project Outcome 3

Objective 1.3 – Workforce:

To provide specifically designed programs to meet educational and training needs for the workforce to citizens in our 11-county region.

Outcomes for Objective 1.3:

Outcome 1.3.1 – 80% of students in career and technical education programs will be positively placed in jobs in their field within one year of graduation, as measured by the Perkins Report. *(Based on prior year EAC Report Card data)*

	CURRENT YEAR	PREVIOUS YEAR
NWCC	96.4%	92.5%
STATE	89.4%	88.4%

Educational and Support Unit Program Outcomes Linked to Outcome 1.3.1:

- Agricultural Business and Management Technology/Agribusiness Outcome 4
- Agricultural Business and Management Tech/Animal Science Outcome 4
- Agricultural Technology/John Deere Outcome 4
- Automotive Technology Outcome 4
- Aviation Maintenance Technology Outcome 4
- BOT - Administrative Office Technology Outcome 4
- BOT - Business Management Technology Outcome 4
- BOT - Medical Office Technology Outcome 4
- Business and Marketing Management Technology Outcome 4
- Cardiovascular Technology Outcome 4
- Career Center Outcomes 1, 2
- Civil Engineering Technology Outcome 4
- Collision Repair Technology Outcome 4
- Commercial Truck Driving Outcome 4
- Communications Outcome 1
- Cosmetology Outcome 4
- Early Childhood Education Technology Outcome 4
- Emergency Medical Technology - Basic Outcome 4
- Emergency Medical Technology - Paramedic Outcome 4
- Funeral Service Technology Outcome 4
- Graphic Design Technology Outcome 4
- Health Care Assistant Outcome 4
- Heating, Air Conditioning and Refrigeration Technology Outcome 4
- Hotel and Restaurant Management Technology Outcome 4
- Industrial Electronics Engineering Technology Outcome 4

- IST - Computer Networking Technology Outcome 4
- IST - Computer Programming Technology Outcome 4
- Manufacturing Technology Outcome 4
- Nursing Outcome 3
- Paralegal Technology Outcome 4
- Practical Nursing (LPN) Outcome 4
- Precision Manufacturing & Machining Technology Outcome 4
- Respiratory Therapy Outcome 4
- Surgical Technology Outcome 4
- Welding and Cutting Outcome 4

Outcome 1.3.2 – The licensure exam pass rate of first-time test takers will meet or exceed the appropriate state or national standard for their field. *(Based on prior year EAC Report Card data)*

	CURRENT YEAR	PREVIOUS YEAR
NWCC	85.7%	87.3%
STATE	88.0%	90.6%

Educational and Support Unit Program Outcomes Linked to Outcome 1.3.2:

- Cosmetology Outcome 1
- Funeral Service Technology Outcome 1
- Health Care Assistant Outcome 1
- Nursing Division Outcome 2
- Practical Nursing (LPN) Outcome 1
- Respiratory Therapy Outcome 1
- Surgical Technology Outcome 1

Outcome 1.3.3 – 80% of participants enrolled in pre-employment training leading to a regional or national credential will successfully obtain the credential. *(Based on prior year EAC Report Card data)*

	CURRENT YEAR	PREVIOUS YEAR
NWCC	1274	3816

**Total receiving state/industry credential.*

Educational and Support Unit Program Outcomes Linked to Outcome 1.3.3:

- ABE Outcome 4
- Career Center Outcomes 1, 2
- Recruiting Outcome 3
- WIOA Outcome 1
- Workforce Development Outcomes 1, 2

Outcome 1.3.4 – Students in workforce training will receive a positive annualized wage change of at least \$4000 within one quarter of completing training. *(Based on prior year EAC Report Card data)*

	CURRENT YEAR	PREVIOUS YEAR
BEFORE	\$31,446	\$32,141
AFTER	\$37,263	\$37,135
CHANGE	5817	4994

Educational and Support Unit Program Outcomes Linked to Outcome 1.3.4:

- ABE Outcome 4
- Career Center Outcomes 1, 2
- Recruiting Outcome 3
- WIOA Outcome 1
- Workforce Development Outcome 3

Goal 2 – Student Support:

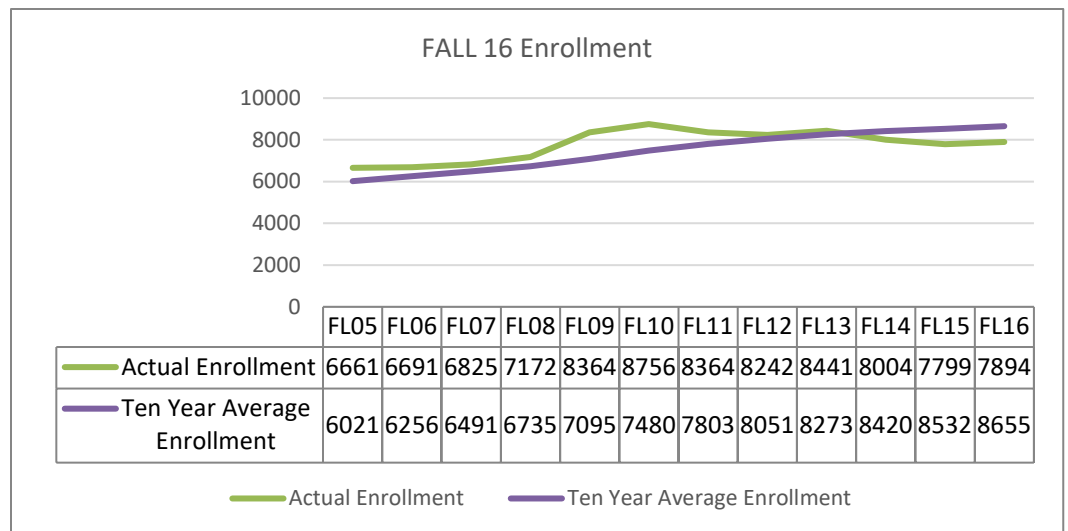
To provide access to learning and support student learning and personal growth outside the context of formal instruction.

Objective 2.1 – Access:

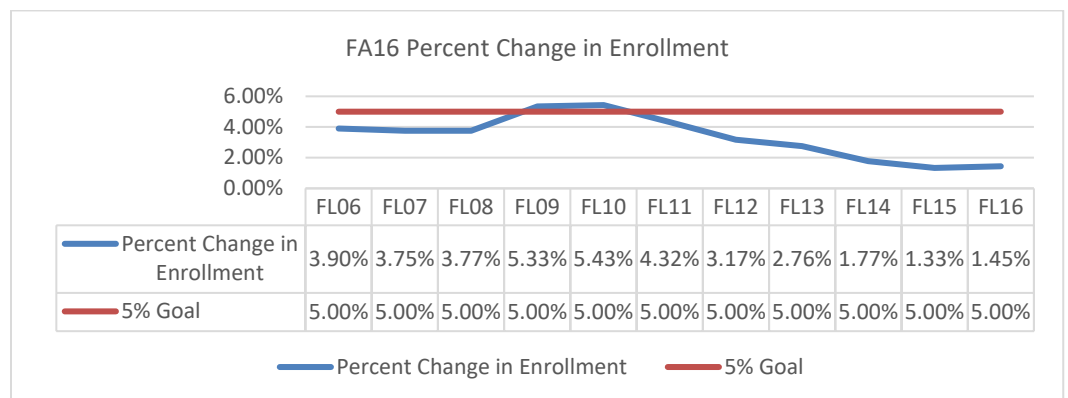
To provide educational access through assistance with admissions, registration, guidance, financial aid, disability, and other services.

Outcomes for Objective 2.1:

Outcome 2.1.1 – Maintain an average 5% annual growth, over ten years, in unduplicated student enrollment.



**Ten year average is the average enrollment for the prior ten years.*



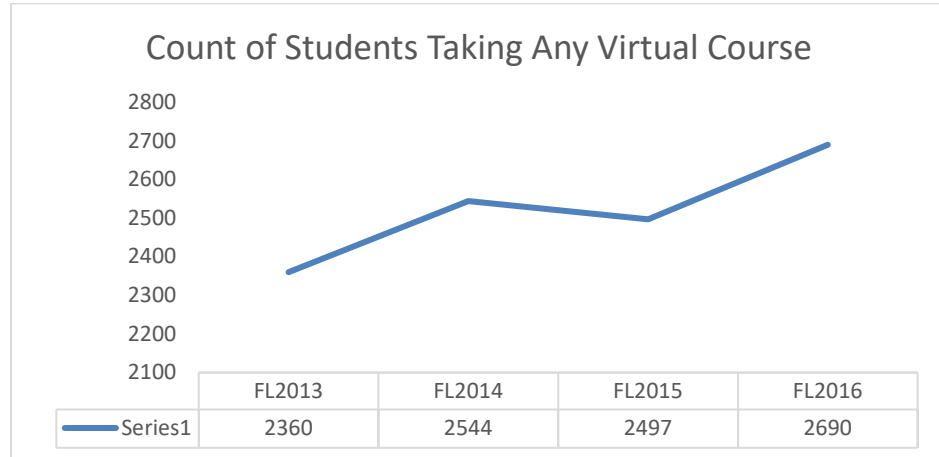
**For example, the FL14 number represents the percent change in the average enrollment from 2004-2014 compared to the average enrollment from the prior ten year period (2003-2013).*

Educational and Support Unit Program Outcomes Linked to Outcome 2.1.1:

- Admissions/Records Outcome 1
- Adult Basic Education Outcome 3

- Bookstore Outcomes 1, 2
- Business Office Outcome 4
- Communications Outcomes 1, 2
- eLearning Outcomes 1, 3
- Fine Arts Division Outcomes 1, 2
- Recruiting Outcomes 1, 4

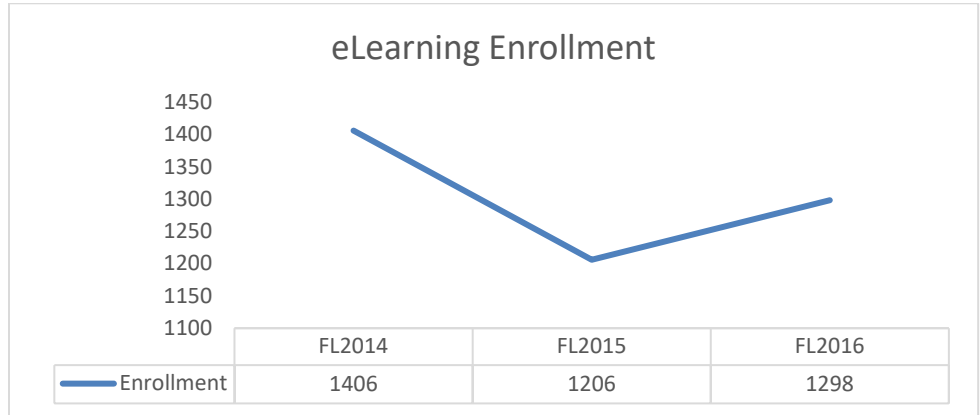
Outcome 2.1.2a – Maintain an average 5% annual growth, over ten years, in unduplicated headcount of students taking at least one online course.



Educational and Support Unit Program Outcomes Linked to Outcome 2.1.2a:

- Admissions/Records Outcome 1
- Bookstore Outcomes 1, 2
- Business Office Outcome 4
- Communications Outcomes 1, 2
- eLearning Outcomes 1, 3
- Fine Arts Division Outcomes 1, 2
- Recruiting Outcomes 1, 4

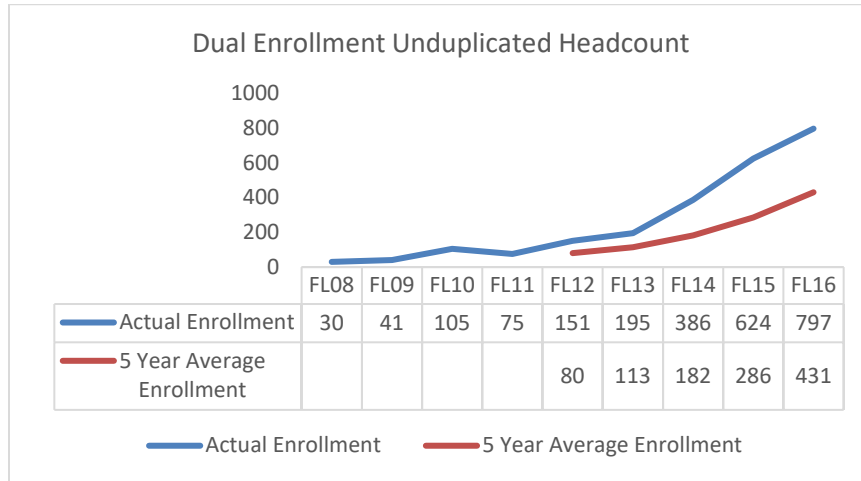
Outcome 2.1.2b – Maintain an average 5% annual growth, over ten years, in unduplicated headcount of students taking mostly online courses.

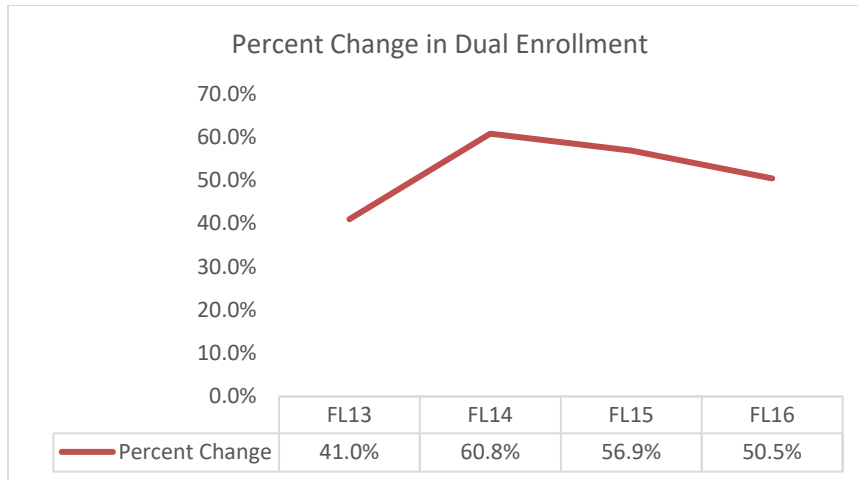


Educational and Support Unit Program Outcomes Linked to Outcome 2.1.2b:

- Admissions/Records Outcome 1
- Bookstore Outcomes 1, 2
- Business Office Outcome 4
- Communications Outcomes 1, 2
- eLearning Outcomes 1, 3
- Fine Arts Division Outcomes 1, 2
- Recruiting Outcomes 1, 4

Outcome 2.1.3a – Maintain an average 10% annual growth, over five years, in the dual enrollment/dual credit unduplicated annual headcount.

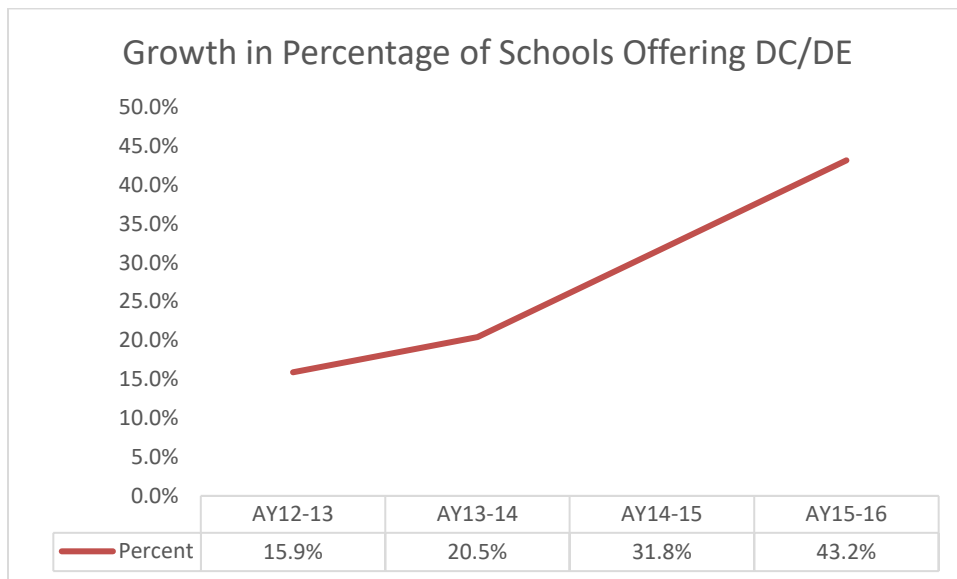




Educational and Support Unit Program Outcomes Linked to Outcome 2.1.3a:

- Admissions/Records Outcome 1
- Business Office Outcome 4
- Communications Outcomes 1, 2
- Dual Enrollment Outcome 1
- Recruiting Outcomes 1, 4

Outcome 2.1.3b – By 2020, 50% of high schools in our district will offer Dual Enrollment/Dual Credit opportunities to their students through NWCC.



Educational and Support Unit Program Outcomes Linked to Outcome 2.1.3b:

- Admissions/Records Outcome 1
- Business Office Outcome 4
- Communications Outcomes 1, 2
- Dual Enrollment Outcome 1
- Recruiting Outcomes 1, 4

Outcome 2.1.4 – Increase the percentage of students enrolled in Adult Basic Education who move from one educational functioning level to the next within one fiscal year.

	CURRENT YEAR	PREVIOUS YEAR
NWCC	1141	925

**Enrollment is tracked by total headcount.*

Educational and Support Unit Program Outcomes Linked to Outcome 2.1.4:

None Noted

Outcome 2.1.5 – Increase the percentage of students at the Adult Secondary Level of an Adult Basic Education class who pass the High School Equivalency Exam.

	CURRENT YEAR	PREVIOUS YEAR
NWCC	147	339

**Total count of students passing the High School Equivalency Exam*

Educational and Support Unit Program Outcomes Linked to Outcome 2.1.5:

- Adult Basic Education Outcome 2

Objective 2.2 – Developmental Success:

To prepare students lacking the necessary skills for college level course work.

Outcomes for Objective 2.2:

Outcome 2.2.1 – 50% of students enrolled in developmental courses MAT 0123, MAT 1233, or ENG 0123 will pass the course with a grade of “C” or higher.

	CURRENT YEAR	PREVIOUS YEAR
ENG 0123	61.58%	53.4%
MAT 1233	58.18%	34.6%

Educational and Support Unit Program Outcomes Linked to Outcome 2.2.1:

- AA Transfer Curriculum Outcome 1
- Education Division Outcomes 3, 4
- Housing Outcome 4
- Language and Communications Division Outcome 1
- Math Support Lab Outcomes 1, 2
- Mathematics Division Outcomes 1, 2, 3
- Writing Center Outcomes 1, 2

Outcome 2.2.2 – 75% of students who pass the highest level developmental course, MAT 1233 or ENG 0123, will successfully pass the subsequent college level course, MAT 1313 or ENG 1113 respectively, with a grade of “C” or higher.

	CURRENT YEAR	PREVIOUS YEAR
ENG 0123	72.7%	78.7%
MAT 1233	78.1%	79.9%

Educational and Support Unit Program Outcomes Linked to Outcome 2.2.2:

- AA Transfer Curriculum Outcome 1
- Housing Outcome 4
- Language and Communications Division Outcome 2
- Math Support Lab Outcomes 1, 2
- Mathematics Division Outcomes 1, 2, 3
- Writing Center Outcomes 1, 2

Outcome 2.2.3 – Student to faculty ratios in developmental classes will be maintained at 20 to 1 for ENG courses and 25 to 1 for MAT courses.

	CURRENT YEAR	PREVIOUS YEAR
ENG 0123	18 to 1 (27% with >20 enrolled)	20 to 1 (40% with >20 enrolled)
MAT 0123	21 to 1 (29% with >25 enrolled)	24 to 1 (44% with >25 enrolled)
MAT 1233	23 to 1 (34% with >25 enrolled)	24 to 1 (57% with >25 enrolled)

Educational and Support Unit Program Outcomes Linked to Outcome 2.2.3:

- AA Transfer Curriculum Outcome 1
- Education Division Outcomes 3, 4
- Housing Outcome 4
- Language and Communications Division Outcome 1
- Math Support Lab Outcomes 1, 2
- Mathematics Division Outcomes 1, 2, 3
- Writing Center Outcomes 1, 2

Objective 2.3 – Learning Resources:

To provide learning support through library resources and instruction, and educational support labs.

Outcomes for Objective 2.3:

Outcome 2.3.1 – Expenditures on learning resources will meet or exceed 5% of total E&G expenditures

	CURRENT YEAR	PREVIOUS YEAR
NWCC	2.28%	3.10%

Educational and Support Unit Program Outcomes Linked to Outcome 2.3.1:

- Learning Resources Outcomes 1, 2, 3

Outcome 2.3.2 – Library database usage will increase annually comparable to enrollment growth.

	CURRENT YEAR	PREVIOUS YEAR
NWCC	55,151	30,984

**General circulation number from MS Library Survey.*

Educational and Support Unit Program Outcomes Linked to Outcome 2.3.2:

- Learning Resources Outcomes 1, 2, 3

Outcome 2.3.3 – Increase the annual number of students attending library programs and instruction.

	CURRENT YEAR	PREVIOUS YEAR
NWCC	4200*	4572

**Based on estimate*

Educational and Support Unit Program Outcomes Linked to Outcome 2.3.3:

- Learning Resources Outcomes 1, 2, 3

Outcome 2.3.4 – Increase the number of students using the educational support labs.

Math Lab - 80 students Fall, 36 students Spring, Attended the math lab at least once. This is a decrease from the prior year.

(Data from the Math Center Coordinator)

Educational and Support Unit Program Outcomes Linked to Outcome 2.3.4:

- Learning Resources Outcome 3
- Math Support Lab Outcomes 1, 2
- Writing Center Outcomes 1, 2

Outcome 2.3.5 – Ratio of qualified librarians and support staff to FTE students will meet or exceed the minimum ratio recommended by the ACRL (600 to 1 or better).

	CURRENT YEAR	PREVIOUS YEAR
NWCC	253 to 1	327 to 1

Educational and Support Unit Program Outcomes Linked to Outcome 2.3.5:

- Learning Resources Outcome 3

Objective 2.4 – Retention:

To retain students at NWCC and ensure that students are making progress towards graduation.

Outcomes for Objective 2.4:

Outcome 2.4.1a – The retention rate of first-time, full-time students enrolled in AA programs in the fall semester who return to NWCC the subsequent fall semester will meet or exceed the state average for community colleges.

	CURRENT YEAR	PREVIOUS YEAR
NWCC	59.4%	59.4%
STATE	59.3%	58.6%

Educational and Support Unit Program Outcomes Linked to Outcome 2.4.1a:

- Admissions/Records Outcome 1
- Adult Basic Education Outcome 1
- Bookstore/Union Services Outcomes 1, 2
- Business Office Outcome 4
- DeSoto Center Outcome 2
- eLearning Outcome 2
- Financial Aid Outcome 1
- Food Services Outcomes 2, 3
- Foundation Outcome 1
- Housing Outcomes 1, 4
- LYTC Outcome 1
- Math Support Lab Outcomes 1, 2
- Physical Plant Outcome 1
- SSS TRIO Academic Program Outcome 1
- Student Development Outcome 1
- WIOA Outcome 2
- Writing Center Outcomes 1, 2

Outcome 2.4.1b – The retention rate of first-time, full-time students enrolled in AAS programs in the fall semester who return to NWCC the subsequent fall semester will meet or exceed the state average for community colleges.

	CURRENT YEAR	PREVIOUS YEAR
NWCC	61.9%	60.8%
STATE	58.8%	59.2%

Educational and Support Unit Program Outcomes Linked to Outcome 2.4.1b:

- Admissions/Records Outcome 1
- Adult Basic Education Outcome 1
- Agricultural Business and Management Technology/Agribusiness Outcome 3

- Agricultural Business and Management Tech/Animal Science Outcome 3
- Agricultural Technology/John Deere Outcome 3
- Automotive Technology Outcome 3
- Aviation Maintenance Technology Outcome 3
- Bookstore/Union Services Outcomes 1, 2
- BOT - Administrative Office Technology Outcome 3
- BOT - Business Management Technology Outcome 3
- BOT - Medical Office Technology Outcome 3
- Business and Marketing Management Technology Outcome 3
- Business Office Outcome 4
- Cardiovascular Technology Outcome 3
- Civil Engineering Technology Outcome 3
- DeSoto Center Outcome 2
- Early Childhood Education Technology Outcome 3
- eLearning Outcome 2
- Emergency Medical Technology - Paramedic Outcome 3
- Financial Aid Outcome 1
- Food Services Outcomes 2, 3
- Foundation Outcome 1
- Funeral Service Technology Outcome 3
- Graphic Design Technology Outcome 3
- Heating, Air Conditioning and Refrigeration Technology Outcome 3
- Housing Outcomes 1, 4
- Hotel and Restaurant Management Technology Outcome 3
- Industrial Electronics Engineering Technology Outcome 3
- IST - Computer Networking Technology Outcome 3
- IST - Computer Programming Technology Outcome 3
- LYTC Outcome 1
- Manufacturing Technology Outcome 3
- Nursing Outcome 3
- Paralegal Technology Outcome 3
- Physical Plant Outcome 1
- Practical Nursing (LPN) Outcome 3
- Precision Manufacturing & Machining Technology Outcome 3
- Respiratory Therapy Outcome 3
- SSS TRIO Academic Program Outcome 1
- Student Development Outcome 1
- Surgical Technology Outcome 3
- Welding and Cutting Outcome 3
- WIOA Outcome 2

Outcome 2.4.2 – The number of full-time students in the fall cohort who have obtained 42 credit hours by the end of the second year will meet or exceed the state average for community colleges.

	CURRENT YEAR	PREVIOUS YEAR
NWCC	41.3%	41.2%
STATE	42.8%	40.4%

Educational and Support Unit Program Outcomes Linked to Outcome 2.4.2:

- Admissions/Records Outcome 1
- Adult Basic Education Outcome 1
- Agricultural Business and Management Technology/Agribusiness Outcome 3
- Agricultural Business and Management Tech/Animal Science Outcome 3
- Agricultural Technology/John Deere Outcome 3
- Automotive Technology Outcome 3
- Aviation Maintenance Technology Outcome 3
- Bookstore/Union Services Outcomes 1, 2
- BOT - Administrative Office Technology Outcome 3
- BOT - Business Management Technology Outcome 3
- BOT - Medical Office Technology Outcome 3
- Business and Marketing Management Technology Outcome 3
- Business Office Outcome 4
- Cardiovascular Technology Outcome 3
- Civil Engineering Technology Outcome 3
- Collision Repair Technology Outcome 3
- Commercial Truck Driving Outcome 3
- Cosmetology Outcome 3
- DeSoto Center Outcome 2
- Early Childhood Education Technology Outcome 3
- eLearning Outcome 2
- Emergency Medical Technology – Basic Outcome 3
- Emergency Medical Technology - Paramedic Outcome 3
- Financial Aid Outcome 1
- Food Services Outcomes 2, 3
- Foundation Outcome 1
- Funeral Service Technology Outcome 3
- Graphic Design Technology Outcome 3
- Health Care Assistant Outcome 3
- Heating, Air Conditioning and Refrigeration Technology Outcome 3
- Hotel and Restaurant Management Technology Outcome 3

- Housing Outcomes 1, 4
- Industrial Electronics Engineering Technology Outcome 3
- IST - Computer Networking Technology Outcome 3
- IST - Computer Programming Technology Outcome 3
- LYTC Outcome 1
- Math Support Lab Outcomes 1, 2
- Manufacturing Technology Outcome 3
- Paralegal Technology Outcome 3
- Physical Plant Outcome 1
- Practical Nursing (LPN) Outcome 3
- Precision Manufacturing & Machining Technology Outcome 3
- Respiratory Therapy Outcome 3
- SSS TRIO Academic Program Outcome 1
- Student Development Outcome 1
- Surgical Technology Outcome 3
- Welding and Cutting Outcome 3
- WIOA Outcome 2
- Writing Center Outcomes 1, 2

Outcome 2.4.3 – The number of part-time students in the fall cohort who have obtained 24 credit hours by the end of the second year will meet or exceed the state average for community colleges.

	CURRENT YEAR	PREVIOUS YEAR
NWCC	33.3%	23.7%
STATE	14.5%	14.4%

Educational and Support Unit Program Outcomes Linked to Outcome 2.4.3:

- Admissions/Records Outcome 1
- Adult Basic Education Outcome 1
- Agricultural Business and Management Technology/Agribusiness Outcome 3
- Agricultural Business and Management Tech/Animal Science Outcome 3
- Agricultural Technology/John Deere Outcome 3
- Automotive Technology Outcome 3
- Aviation Maintenance Technology Outcome 3
- Bookstore/Union Services Outcomes 1, 2
- BOT - Administrative Office Technology Outcome 3
- BOT - Business Management Technology Outcome 3
- BOT - Medical Office Technology Outcome 3
- Business and Marketing Management Technology Outcome 3
- Business Office Outcome 4

- Cardiovascular Technology Outcome 3
- Civil Engineering Technology Outcome 3
- Collision Repair Technology Outcome 3
- Commercial Truck Driving Outcome 3
- Cosmetology Outcome 3
- DeSoto Center Outcome 2
- Early Childhood Education Technology Outcome 3
- eLearning Outcome 2
- Emergency Medical Technology – Basic Outcome 3
- Emergency Medical Technology - Paramedic Outcome 3
- Financial Aid Outcome 1
- Food Services Outcomes 2, 3
- Foundation Outcome 1
- Funeral Service Technology Outcome 3
- Graphic Design Technology Outcome 3
- Health Care Assistant Outcome 3
- Heating, Air Conditioning and Refrigeration Technology Outcome 3
- Hotel and Restaurant Management Technology Outcome 3
- Housing Outcomes 1, 4
- Industrial Electronics Engineering Technology Outcome 3
- IST - Computer Networking Technology Outcome 3
- IST - Computer Programming Technology Outcome 3
- LYTC Outcome 1
- Math Support Lab Outcomes 1, 2
- Manufacturing Technology Outcome 3
- Paralegal Technology Outcome 3
- Physical Plant Outcome 1
- Practical Nursing (LPN) Outcome 3
- Precision Manufacturing & Machining Technology Outcome 3
- Respiratory Therapy Outcome 3
- SSS TRIO Academic Program Outcome 1
- Student Development Outcome 1
- Surgical Technology Outcome 3
- Welding and Cutting Outcome 3
- WIOA Outcome 2
- Writing Center Outcomes 1, 2

Objective 2.5 – Personal Development:

To support students’ personal growth outside the context of formal instruction.

Outcomes for Objective 2.5:

Outcome 2.5.1 – 80% of students will be satisfied with the support services they receive.

	CURRENT YEAR	PREVIOUS YEAR
NWCC	96%	94.5%

Educational and Support Unit Program Outcomes Linked to Outcome 2.5.1:

- Athletics Outcome 3
- Bookstore/Union Services Outcomes 1, 2
- Financial Aid Outcome 1
- Food Services Outcomes 2, 3
- Housing Outcomes 1, 2, 4
- Math Support Lab Outcomes 1, 2
- MIS Outcome 1
- Physical Plant Outcome 1
- Recruiting Outcomes 1, 2, 3
- SSS TRIO Academic Program Outcomes 1, 2, 3
- Student Activities and Intramurals Outcomes 1, 2
- Student Development Outcomes 1, 2
- Writing Center Outcomes 1, 2

Outcome 2.5.2 – Increase the number of students participating in recreation, fitness, and wellness activities on campus.

Utilize various media outlets, including Canvas modules to inform students of wellness and recreational programs presented by student activities.

Educational and Support Unit Program Outcomes Linked to Outcome 2.5.2:

- Athletics Outcomes 1, 2
- Campus Police Outcome 1
- Communications Outcome 4
- Food Services Outcomes 2, 3
- Physical Plant Outcome 1
- Student Activities and Intramurals Outcomes 1, 2

Outcome 2.5.3 – Increase students’ knowledge of soft skills needed for employment.

Provide career readiness programs offered by academic departments and campus life. Program content include interview preparation, resume review, and professional decorum.

Educational and Support Unit Program Outcomes Linked to Outcome 2.5.3:

- Housing Outcome 3

Goal 3 – Institutional Support:

To provide management resources and a campus environment that appropriately serve the needs of the institution’s educational programs and support services.

Objective 3.1 – Efficiency:

Provide adequate management resources including personnel, facilities, and equipment for efficient operation of the institution.

Outcomes for Objective 3.1:

Outcome 3.1.1 –Maintain the financial strength of the institution with an average Composite Financial Index of no less than 5 over the previous three audited fiscal years.

	CURRENT YEAR	PREVIOUS YEAR
NWCC	-29.2044	10.04

[Change in accounting methodology has created this dramatic change in the CFI.](#)

Educational and Support Unit Program Outcomes Linked to Outcome 3.1.1:

- Admissions/Records Outcomes 3, 4
- Athletics Outcome 2
- Business Office Outcomes 1, 2, 3
- Communications Outcome 2
- Continuing Education Outcome 2
- Financial Aid Outcome 2
- Food Services Outcome 1
- Housing Outcome 2
- Human Resources Outcome 1
- LYTC Outcome 2
- Learning Resources Outcome 1
- MIS Outcomes 1, 2
- Physical Plant Outcomes 1, 2, 3, 4
- Recruiting Outcome 2

Outcome 3.1.2 – Identify and improve at least one area of support operations annually.

Shoretel phone system installed on all campuses.

Educational and Support Unit Program Outcomes Linked to Outcome 3.1.2:

- Admissions/Records Outcomes 3, 4
- Bookstore Outcomes 1, 2, 3
- Business Office Outcomes 1, 2, 3, 4
- Campus Police Outcomes 1, 2, 3
- Communications Outcome 2

- Financial Aid Outcomes 1, 2
- Food Services Outcomes 1, 3
- Foundation Outcomes 2, 3
- Human Resources Outcomes 1, 2
- Institutional Research and Effectiveness Outcomes 1, 2
- MIS Outcomes 1, 2
- Physical Plant Outcomes 1, 2, 3, 4
- Recruiting Outcomes 1, 2, 3
- Student Development Outcomes 1, 2

Objective 3.2 – Environment:

Provide an institutional environment that strives to be safe, accessible, efficient, conducive to the learning process, and appropriately serves the needs of the institution.

Outcomes for Objective 3.2:

Outcome 3.2.1 – All new construction or renovation projects will be in compliance with current building codes, life safety codes, energy codes, and ADA regulations.

All new construction and renovation projects are ASHRAE 90.1 compliant.

Educational and Support Unit Program Outcomes Linked to Outcome 3.2.1:

- Athletics Outcome 2
- Campus Police Outcome 3
- Housing Outcomes 1, 2
- Human Resources Outcome 1
- Physical Plant Outcomes 1, 2, 3, 4
- Student Development Outcome 2

Outcome 3.2.2 – Fulfill the requirements of House Bill 1296 Mississippi Energy Sustainability and Development Act Section 57-39-1 Mississippi Code of 1972.

NWCC implemented a comprehensive energy management plan with goals to reduce energy consumption as required by the Mississippi Energy Sustainability and Development Act. Implementation of this plan began in January 2015. Energy conservation measures already include lighting and HVAC renovations in four residence halls, and a 7-year lighting replacement project (T-12 replaced with LED, 100 fixtures per year).

Educational and Support Unit Program Outcomes Linked to Outcome 3.2.2:

- Housing Outcome 2
- Physical Plant Outcome 2

Outcome 3.2.3 – Ratio of students to Clery reportable incidents on campus will be no less than 100 to 1, through pro-active policing.

	CURRENT YEAR	PREVIOUS YEAR
NWCC	127 to 1	139 to 1

Educational and Support Unit Program Outcomes Linked to Outcome 3.2.3:

- Campus Police Outcomes 1, 2, 3
- Physical Plant Outcome 1