

Name _____

Sometimes three consonants form a **blend**.scrap splash spray street three shrub

Read the first word. Then circle another word in the line with the same three-letter blend.

1. **street** straw tree sharp2. **shrub** shred should both3. **scrap** cry scratch school4. **three** thing threw tree5. **spray** spot soap spring6. **splash** seat play split

Name _____

Complete each sentence. Use one of the words in the box.

before front heard push tomorrow your

1. Let's wash up _____ we eat lunch.

2. Is this _____ book or mine?

3. I helped Mom paint the _____ door.

4. We _____ the thunder.

5. Will you _____ me on the swing?

6. I have art class today and soccer _____.

Name _____

difficult: Something that is difficult is not easy.**nobody:** Nobody means "no person."

Complete each sentence with a word from the word box. You will use each word two times.

difficult nobody

1. Riding a bike can be _____ for some and easy for others.

2. I heard a knock at the door, but _____ was there.

3. Do you think it is more _____ to make a kite or to fly it?

4. Mrs. Lu asked if anyone lost a notebook,

but _____ spoke up.

Name _____

Fill in the Theme Chart. Use words from the story.

Clue



Clue



Clue



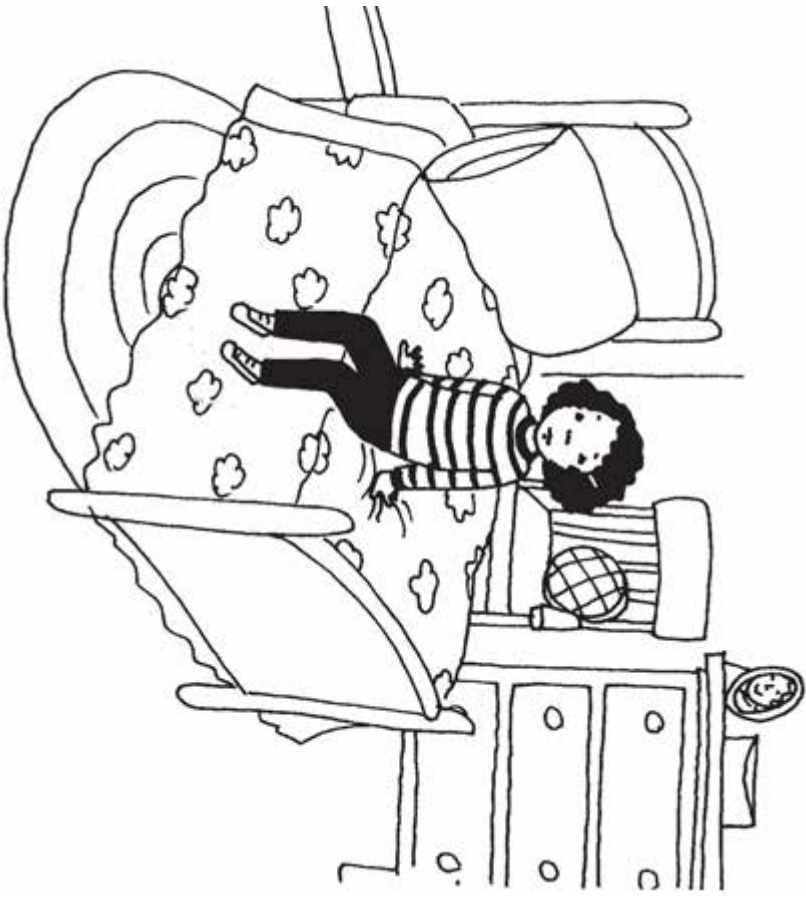
Theme

Copyright © McGraw-Hill Education


Sue's Surprise



- “We will start with strawberry cake,” said Aunt Jane. “Then we will have pasta.”
- Sue smiled. This would be a good birthday!
- ④

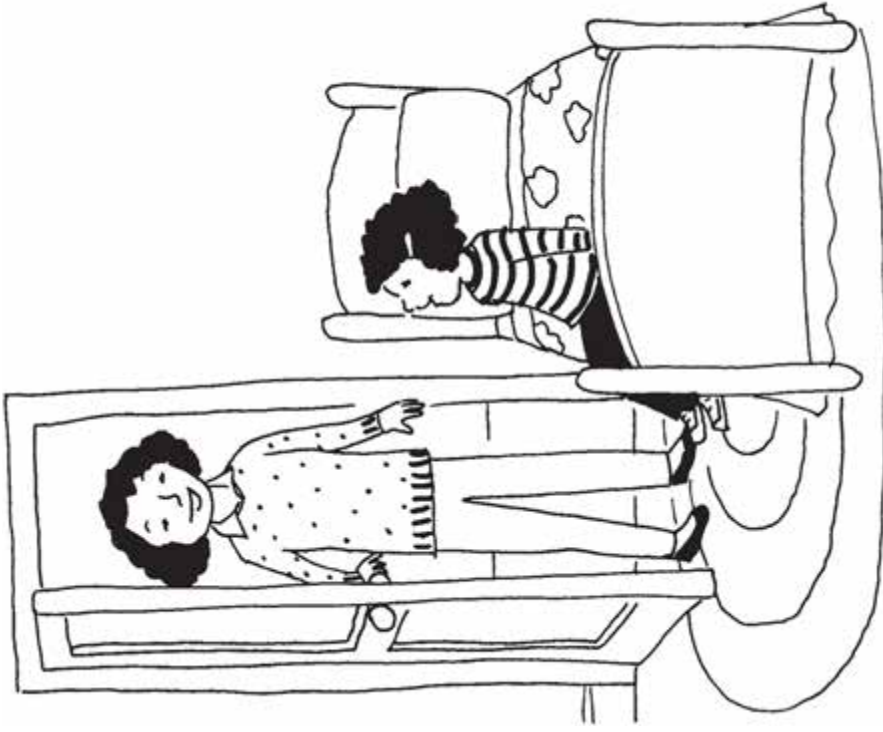


- It was Sue's birthday. But her mom and dad were away. She was staying at Aunt Jane's. She felt sad. Her birthday hopes shrank.
- ①



Sue always had a birthday picnic with Mom and Dad. The three of them had fun. But what would she do with Aunt Jane?

②



“Time for our Silly Supper,” said Aunt Jane. “On birthdays, I like to eat out of order.”

③

Name _____

A. Reread "Sue's Surprise." Match each story clue to the picture it tells about.

1. Sue was sad that her mom and dad were away.

a.



2. Sue always had a picnic with Mom and Dad.

b.



3. "Time for our Silly Supper," said Aunt Jane.

c.



4. What is the theme of the story? Use the clues to help you.

B. Work with a partner. Read the passage aloud. Pay attention to phrasing. Stop after one minute. Fill out the chart.

	Words Read	-	Number of Errors	=	Words Correct Score
First Read		-		=	
Second Read		-		=	

Name _____

A **compound word** is a longer word made up of two smaller words.

The word **birdhouse** is a compound word.

bird + house = birdhouse

A **birdhouse** is a house for birds to live in.

A. Draw a line between the two smaller words in each compound word. Use the two words to help you match the compound word to its meaning.

- | | |
|---------------|------------------------|
| 1. toolbox | a bag to carry books |
| 2. snowball | a box to carry tools |
| 3. toothbrush | a ball made of snow |
| 4. bookbag | a brush to clean teeth |

B. Write a sentence using a compound word above.

5. _____

Name _____

Write the word on the line. Draw a line from the word to the picture it names.

1. thr + ee =

a.



2. str + ing =

b.



3. scr + atch =

c.



4. spr + ay =

d.



5. spl + it =

e.



Name _____

Add **-ed** to an action word to tell what happened in the past.

Add **-ing** to tell what is happening now.

Change some words before adding **-ed** or **-ing**.

race - e + ed = raced try - y + i + ed = tried

drop + p + ing = dropping

Complete each sentence. Add -ed or -ing to the word in parentheses. Write the new word.

1. I _____ the dog after his bath. (dry)

2. Who is _____ at the door now? (knock)

3. My cat _____ me yesterday. (scratch)

4. The bus _____ here last week. (stop)

5. Mom is _____ a letter. (write)

Name _____

Directions are a list of steps that tell how to make or do something.

Read the directions. Answer the questions.

What You Need: an empty milk jug scissors
 colored paper glue stick

Make a Pretty Watering Can:

1. Rinse out the milk jug.



2. Cut paper in fun shapes.



3. Glue the shapes on the milk jug.



4. Fill the jug with water. Water your plants!



1. What do the steps tell you to make? Circle the answer.
 a plant a watering can

2. What do you do first? _____

3. What do you do after you glue the shapes on the jug?

Name _____

A. Read the draft model. Use the questions to help you use different types of sentences.

Draft Model

We eat cake and ice cream on my birthday. Then I open presents and play games with my friends. Presents are great, but I like the party best of all.

1. What is the topic of the writing?
2. What type of sentence is used in the writing?
3. Can you add a question or exclamation so there are different types of sentences in the writing?

B. Now revise the draft by adding different types of sentences.
