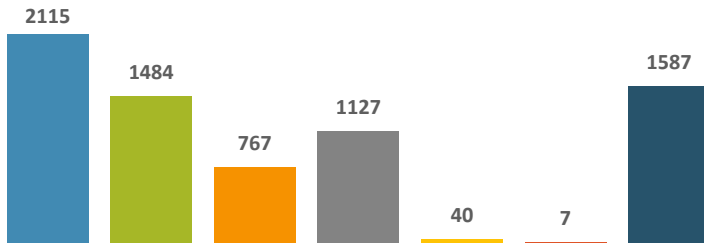


SPRING 2019 FIRST LOOK

a quick reference for enrollment at the beginning of the semester



LOCATION	%	N-19	N-18	+/-	+/- %
Senatobia	29.7%	2115	2177	-62	-2.8%
DeSoto Center	20.8%	1484	1809	-325	-18.0%
Lafayette/Yalobusha	10.8%	767	769	-2	-0.3%
eLearning	15.8%	1127	1060	67	6.3%
Olive Branch	0.6%	40	-	-	-
Ashland	0.1%	7	-	-	-
Dual Enrollment	22.3%	1587	1293	294	22.7%
System-Wide		7127	7108	19	0.3%

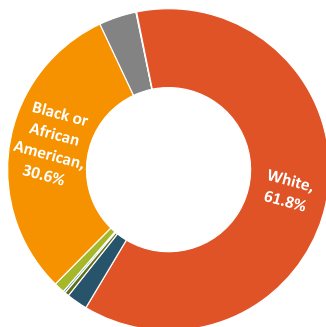
DEGREE TYPE	%	N-19	N-18	+/-	+/- %
Associate of Arts	60.9%	4343	4663	-320	-6.9%
Assoc. of Applied Sciences	9.2%	656	691	-35	-5.1%
Certificate	4.8%	344	332	12	3.6%
Dual Enrollment	22.3%	1587	1293	294	22.7%
Non-degree seeking	2.8%	197	129	68	52.7%

CLASSIFICATION	%	N-19	N-18	+/-	+/- %
Freshman	33.4%	2383	2553	-170	-6.7%
Sophomore	41.5%	2960	3133	-173	-5.5%
Dual Enrollment	22.3%	1587	1293	294	22.7%
Non-degree seeking	2.8%	197	129	68	52.7%

ENROLL INTENT	FULL-TIME	PART-TIME
Degree Seeking	3995	1348
Non Degree Seeking	11	186
Dual Enrollment	21	1566



- American Indian/Alaska Native, 0.2%
- Asian, 1.1%
- Black or African American, 30.6%
- Hispanic/Latino, 3.8%
- Native Hawaiian/ Other Pacific Islander, 0.1%
- White, 61.8%
- Two or more races, 2.1%
- Unknown/Undeclared, 0.4%



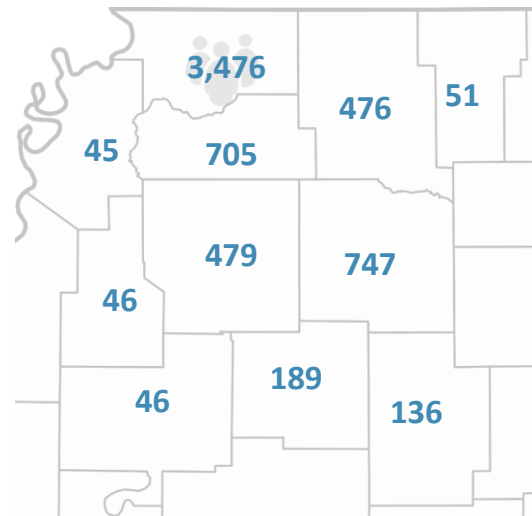
CREDIT HOURS	%	N-19	N-18	+/-	+/- %
Senatobia	36.4%	28661	29430	-769	-2.6%
DeSoto Center	22.4%	17621	21544	-3923	-18.2%
Lafayette/Yalobusha	11.5%	9065	9144	-79	-0.9%
eLearning	19.6%	15459	15948	-489	-3.1%
Olive Branch	0.8%	608	-	-	-
Ashland	0.2%	119	-	-	-
DE - High School	9.1%	7188	5510	1678	30.5%
System-Wide		78721	81576	-2855	-3.5%

ESTIMATED FTE	5203	5413	-210	-3.9%
----------------------	-------------	-------------	-------------	--------------

TERM CREDIT HOURS	%	N-19	N-18	+/-	+/- %
FULL-TERM	91.5%	72056	75958	-3902	-5.1%
MINI-TERM 1	4.8%	3748	3070	678	22.1%
MINI-TERM 2	3.7%	2917	2548	369	14.5%

RETURNING	%	N-19	N-18	+/-	+/- %
Previous NWCC student	9.0%	639	606	33	5.4%
Returning fall student	76.0%	5420	5468	-48	-0.9%
First-Time at NWCC	15.0%	1068	1034	34	3.3%

RESIDENCE	%	N-19	N-18	+/-	+/- %
District Counties	89.7%	6396	6402	-6	-0.1%
Other MS	6.2%	441	424	17	4.0%
Out of State	4.1%	290	282	8	2.8%



AVERAGE CLASS SIZE	SP19	N-18
Academic	17	17
Career-Technical	11	11

AVERAGE AGE	SP19	N-18
Degree Seeking	23	23
Non Degree Seeking	41	46
Dual Enrollment	17	17



NORTHWEST
MISSISSIPPI COMMUNITY COLLEGE