



Join a video meeting

Join a video meeting in Classroom


If your teacher turns on Meet for Classroom, you can join a video meeting for your class. You can't join a class video meeting until the teacher starts the meeting.

To use Meet, you have to sign in to Classroom with a [school account](#). Your account looks like *you@thevillageschool.net*.

1. Tap Classroom .
2. Choose an option:
 - At the top of the **Stream** or **Classwork** page, tap Meet .
 - On an announcement or post, tap the video meeting link.
3. (Optional) To allow Meet to use your camera and microphone, tap **Allow**.
4. Before joining the meeting, in the top-right corner, check that you're signed in with your Classroom account. If not, switch to your Classroom account.
5. To join the class video meeting, tap **Join now**.

To leave the video meeting, in Meet, tap Leave call .

Join with a meeting link or invitation

1. Choose an option:
 - If your teacher shared a meeting link, tap the link or paste it into your browser.
 - If your teacher sent an invite in an email message, in the message, tap **Join Hangout/Meet**
2. If you're already signed in to Meet and need to switch to another account, in the top-left corner, tap Menu  and select or add your school account.
3. Tap **Join now**.

Tip: To see your previous meetings in the [Meet app](#), swipe up.

Join with a meeting nickname

If your teacher or the meeting organizer shared a meeting nickname with you, you can join a nicknamed meeting. You can join a nicknamed meeting at <https://meet.google.com> or with the [Meet app](#).

1. Open Google Meet.
2. Sign in with your school.
3. Tap **Use Meeting Code** or **Enter a meeting code** > enter the meeting nickname.
4. Tap **Join Meeting**.