







College Park Elementary Fifth Grade Outreach Learning May 4 – 8, 2020

Mystery Readers: Click on the Book!!!



Space, Tacos, Teachers, and MOM??? What? Click here:



Are YOU April's COUGAR OF THE MONTH? Click here: <https://www.smores.com/anpq3>

Grades

Assignments for the week of May 4 – 8, 2020 are due on Monday, May 11, 2020 by 8:00 a.m.

Reading- Teams- Inferring Passages & Quiz: The Vegetable Garden, All the Butterflies, Lily's New Books, & Exploring the Needs of Plants.

ELA/Composition- Teams: Writing Assignments-How Can I Improve?, Respecting Myself, & Goals.

Math- Study Island-Coordinate System, TEAMS-Math Review #1, #2, and #3

Science- Study Island – Collect and Interpret Data, Force and Mass (in TEAMS), Study Island – Force and Motion

Social Studies-Week 29 Crossword (submitted in Forms), Week 30 Test (in Studies Weekly)

If your child receives Special Education, Section 504, or Dyslexia services, services will be addressed weekly by your child's Special Education or Dyslexia teacher via email.

Reading/Language Arts

Teams, Epic, & AR Test

Objective(s): 5.6F- Students will make inferences and use evidence to support understanding.

ELPS: 4J

Weekly Activities:

Monday:

- Go to **Teams**. Click on **Ms. Owens' 5th Grade Reading & Language Arts and go to assignments**.
- Find and click on **Inferring Passage-The Vegetable Garden**.
- Open the Inferring Passage-The Vegetable Garde document and read the passage.
- Keep the passage open and then **click on the link for The Vegetable Garden Quiz. Complete the quiz and submit it**. Then press the Turn In button. **(This is for a grade.)**

Tuesday:

- Go to **Teams**. Click on **Ms. Owens' 5th Grade Reading & Language Arts and go to assignments**.
- Find and click on **Inferring Passage-All About Butterflies**.
- Open the Inferring Passage-All About Butterflies document and read the passage.
- Keep the passage open and then **click on the link for All About Butterflies Quiz. Complete the quiz and submit it**. Then press the Turn In button. **(This is for a grade.)**

Wednesday:

- Go to **Teams**. Click on **Ms. Owens' 5th Grade Reading & Language Arts and go to assignments**.
- Find and click on **Inferring Passage-Lily's New Books**.
- Open the Inferring Passage-Lily's New Books document and read the passage.
- Keep the passage open and then **click on the link for Lily's New Books Quiz. Complete the quiz and submit it**. Then press the Turn In button. **(This is for a grade.)**

Thursday:

- Go to **Teams**. Click on **Ms. Owens' 5th Grade Reading & Language Arts and go to assignments**.
- Find and click on **Inferring Passage-Exploring the Needs of Plants**.

ELA/Composition

Teams

Objective(s): 5.12D- Students will use the writing process to respond to questions.

ELPS: 5B

Weekly Activities:

Monday:

- Go to **Teams**. Click on **Ms. Owens' 5th Grade Reading & Language Arts and go to assignments**.
- Find and click on **Writing Assignment-How Can I Improve?**
- **Read the directions in the assignment first**.
- Open the power point document.
- Read the given information and **write your response in complete sentences**.
- **Once you have completed your response close the power point and press the Turn In button. (This is for a grade.)**

Tuesday:

- Go to **Teams**. Click on **Ms. Owens' 5th Grade Reading & Language Arts and go to assignments**.
- Find and click on **Writing Assignment-Respecting Myself**.
- **Read the directions in the assignment first**.
- Open the power point document.
- Read the given information and **write your response in complete sentences**.
- **Once you have completed your response close the power point and press the Turn In button. (This is for a grade.)**

Wednesday:

- Go to **Teams**. Click on **Ms. Owens' 5th Grade Reading & Language Arts and go to assignments**.
- Find and click on **Writing Assignment-Goals**.
- **Read the directions in the assignment first**.
- Open the power point document.
- Read the given information and **write your response in complete sentences**.
- **Once you have completed your response close the power point and press the Turn In button. (This is for a grade.)**

- Open the Inferring Passage-Exploring the Needs of Plants document and read the passage.
- Keep the passage open and then **click on the link for Exploring the Needs of Plants Quiz. Complete the quiz and submit it.** Then press the Turn In button. **(This is for a grade.)**

Friday:

- Read any books you want on Epic and take some AR test!

Assessment(s): Teams- Inferring Passages & Quiz: The Vegetable Garden, All the Butterflies, Lily's New Books, & Exploring the Needs of Plants.

Thursday:

- Go to **Teams** and work on **cursive practice**.

Friday:

- Go to **Teams** and work on **cursive practice**.

Assessment(s): Teams: Writing Assignments-How Can I Improve?, Respecting Myself, & Goals.

Science

[STEMscopes \(English/Español\)](#)

Objective(s): 5.1A, 5.2A, B, C, D, E, F, G, 5.4A, 5.6D - Design an experiment to test the effects of force on an object.

ELPS: 1A, 1C

Weekly Activities:

Monday:

- Get your red folder. Go to the red section. Turn the page 4 times. Go to TEAMS. Go to Notes. Click on Graphs Notes. Copy the graphs notes onto the corresponding pages in your red folder.

Tuesday:

- Study Island – Collect and Interpret Data **This is for a grade.**

Wednesday:

- Go to the TEAMS Folder.
- Go to Assignments.
- Click on Force and Mass – Watch the video about how to read a spring scale. Use the pictures to complete the data table for force and mass. Write a conclusion: What is the relationship between mass and force? **This is for a grade.**

Thursday:

- Watch the brainpop video about Sir Isaac Newton. Link: <https://www.brainpop.com/math/geometryandmeasurement/isaacnewton/>

Username: CPElpisd

Password: lpisd

- Work on any missing assignments.

Friday

- Study Island - Force and Motion **This is for a grade.**

Social Studies

[Studies Weekly](#)

Objective(s): 5A, 5C, 19B, 19C, 24A, 24D, 24E - Students will analyze various issues and events of the 20th century – The Information Age.

ELPS: 1A, 1C

Weekly Activities:

Monday:

- Complete the Week 29 Crossword. **This is for a grade.** The crossword is in TEAMS under Assignments. If you enter your answers on Forms, you do not need to send me a picture or an email with your answers. Remember, if you do the crossword in Studies Weekly, I can't see it.

Tuesday:

- Log on to Studies Weekly.
- Go to Week 30. Listen to the article "Spread the News".
- Watch the video.
- Answer the 3 questions under the article.
- Listen to the article "Helping Parents Watch Out for Wired Kids"
- Answer the 3 questions under the article.

Wednesday:

- Log on to Studies Weekly.
- Go to Week 30. Listen to the article "The Information Age".
- Watch the video.
- Answer the 3 questions under the article.

Thursday:

- Log on to Studies Weekly.
- Go to Week 30. Listen to the article "US Urban Population".
- Watch the video.

Assessment(s): Study Island – Collect and Interpret Data, Force and Mass (in TEAMS), Study Island – Force and Motion

- Answer the 3 questions under the article.
- Listen to the article “America at War: Operation Desert Storm”.
- Watch the Video
- Answer the 3 questions under the article.

Friday

- Take the Week 30 Test in Studies Weekly. **This is for a grade.** Use the articles to help you. Look up the answers in the articles.

Assessment(s): Week 29 Crossword (submitted in Forms), Week 30 Test (in Studies Weekly)

Mathematics

Study Island / Teams

Objective(s): 5.1A, 5.1B, 5.1C, 5.1D, 5.1E, 5.1F, 5.1G - Students will create and use representations to connect and communicate mathematical ideas. Students will also use a problem-solving model to formulate a plan to determine a solution and justify their answer.

ELPS: 1E The student will internalize new and basic and academic language by using and reusing it in meaningful ways in speaking and writing activities.

Weekly Activities:

Monday:

- Log on to Study Island.
- Complete Coordinate System (Some students have already completed this. They can continue to work on any of the math assignments already assigned to them.)
- Be sure to do the lesson first before completing the games and questions this will help you get a better score.

Tuesday:

- On Youtube.com you will watch the video: **Finding Fractions of Whole Numbers**
- <https://www.youtube.com/watch?v=ZF5Viuwo1bw>
- Be sure to follow along as the video explains how to find the answer to several problems.

Wednesday:

- Log on to Teams.
- Locate Mrs. Maz Math Class
- Your assignment is to complete Math Review # 1.
- Be sure to click on the link to open the assignment up and answer the questions.
- Push submit when you are finished.

Thursday:

- Log on to Teams.
- Locate Mrs. Maz Math Class
- Your assignment is to complete Math Review # 2.

Contact Information/Login Information

Fifth Grade Teachers

Office Hours: 11:00-3:00 Monday through Friday

Video Conferencing:

11:00-12:00 Mondays – Mrs. Maz (Math)

11:00-12:00 Tuesdays – Ms. Owens (Reading/Language Arts)

11:00-12:00 Wednesdays – Mrs. Finnen (Science/Social Studies)

If there are any questions, please feel free to email your child's teacher at:

finnene@lpisd.org - Science/Social Studies

mazariegos@lpisd.org - Math

owense@lpisd.org - Reading/Language Arts

mominm@lpisd.org - Dyslexia

weldona@lpisd.org - Special Education

vasquezk@lpisd.org - Interventionist

rutherfordj@lpisd.org - Counselor

We will get back to you within 24 hours.

Technology Log Ins:

Student Email: Go to lpisd.org. Go to Staff. Go to 365 Cloud Email. Sign in using your student email - lastname.firstname@student.lpisd.org. Your password is lpunchnumber Ex:lp555555. Go to Outlook. Click on New Message. Enter the email address that you are sending the email to Ex:finnene@lpisd.org. Do not type anything next to CC. Next to Add a subject, type the subject title that the teacher provided. Type your message under the gray line that is under Add a subject. Click send when you are done sending your message.

Study Island: Log in through Clever which can be accessed through the LPISD website through the Student Portal. User name is lastname.firstname and Password is lp and their lunch number. Ex: finnen.elaine lp555555

StemScopes: Go to lpisd.org. Go to the Student Portal. Go to Online Textbooks. Go to Stemscopes. Username is lastname.firstname and Password is lp and lunch number. Ex: finnen.elaine lp555555

- Be sure to click on the link to open the assignment up and answer the questions.
- Push submit when you are finished.

Friday:

- Log on to Teams.
- Locate Mrs. Maz Math Class
- Your assignment is to complete Math Review # 3.
- Be sure to click on the link to open the assignment up and answer the questions.
- Push submit when you are finished.

Assessments: Study Island-Coordinate System, Math reviews 1,2, and 3 in Teams