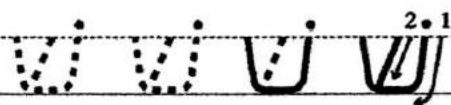


Lesson 1

KEY WORD: שֶׁבֶת


Practice writing the letter Shin.



Now write the letter with this vowel.




Practice writing the letter Bet.



Now write the letter with the second vowel.



Practice writing the letter Tav.




Now write the letter with one of the vowels you have learned.

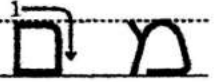


Circle the Key Word on the challah cover.

Practice writing the letter Lamed.




Practice writing both forms of the Mem.

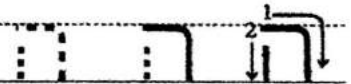


Lesson 2

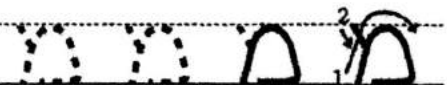
Practice writing the letter Resh.



Practice writing the letter Hey.



Practice writing the letter Mem.




Practice writing the letter Nun.




Lesson 3

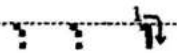
Practice writing the letter Aleph.




Practice writing the letter Dalet.




Practice writing the letter Yud. Notice how small the Yud is.



Practice writing the letter Pey.



Practice writing the two letters that have the V sound.



Practice writing the letter Ayin.

אין

Practice writing the two silent letters.

א ע

Remember! A Chaf that is not final looks like this: ך

The Final Chaf will usually appear with one of these vowels: ךְ or ךֿ

Practice writing all three forms of the Chaf.

ך ךְ ךֿ

Lesson 5

Practice writing the letter Chet.

ח

Write both letters that make the "ch" sound as in Chanukah.

ח כ

Practice writing the letter Samech.

Practice writing the letter Sin. (The dot is on the left!)

Practice writing the two letters that have the S sound.

Lesson 6

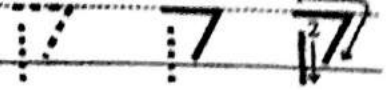
Practice writing the letter Gimel.

Practice writing the letter Zayin.

Notice that the final Nun drops below the line.


Remember: A Nun that is not final looks like this:

Practice writing the name of the letter.




Lesson 7

Practice writing the two letters that have the K sound.

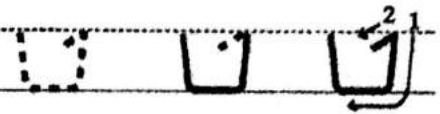


Practice writing the letter Tsadi.



Lesson 8


Practice writing the letter Tet.



Practice writing the letters that have a T sound.



Practice writing both Feys.



Remember! A Tsadi that is not final looks like this: **ץ**

Practice writing both forms of the Tsadi.

