

Kindergarten Science and Social Studies

Monday 5/4

Second Step Lesson 13 Managing Frustration

- Watch the Lesson 13 video for Kindergarten:


https://link.videoplatform.limelight.com/media/?mediaId=d2567db18ed646ec81f2afeb4293d7d6&width=1024&height=576&playerForm=Player&embedMode=html&htmlPlayerFilename=limelightjs-player.js&utm_campaign=SS+Recorded+Video+Lessons&utm_medium=bitly&utm_source=K-5+Recorded+Video+Lessons

- Have your student draw a picture of a time when they had a strong feeling. They can write the name of the feeling on their picture or dictate a sentence about the event to a grown-up to write for them.

Tuesday 5/5

Science: Investigating Habitats

- Watch this video about habitats
- www.pbs.org/video/habitat-habitat-basics-buxg6x/
- Go on a Human Habitat Scavenger Hunt. Take a look around you. Find six different things in your habitat and draw them on a piece of paper. Circle the ones that are living or were once living but now are not. Put an X next to the ones that are non-living.



Wednesday 5/6

Social Studies: My City

Students will learn about different places they might see in their city. They will identify important places in our city and what we do there.

Watch the video: <https://safeYouTube.net/w/rvt8>

After watching, read the statements on the next page and write the letter of the city location that matches the statement.

Places in our Community



A-Grocery Store



B- Post Office



C-School



E-Hospital



F- Fire Station




G- Police Station

1. _____ We go to this place when we are sick.
2. _____ Our family goes to this place to buy fruit, vegetables, bread, meat, and milk.
3. _____ Fire fighters who help put out fires are found in this place.
4. _____ This is where I go to learn to read and count numbers.
5. _____ Letters are mailed in this place.
6. _____ We can find police officers in this place.

Thursday 5/7

Science: Making a Perfect Habitat

- Now that you know what other animals need in their habitat, make your own! What would your perfect habitat look like? What do you need to live? Think of all the living and non-living things you may need. Draw the living things in one color. Then, draw the non-living in another color.



Friday 5/8

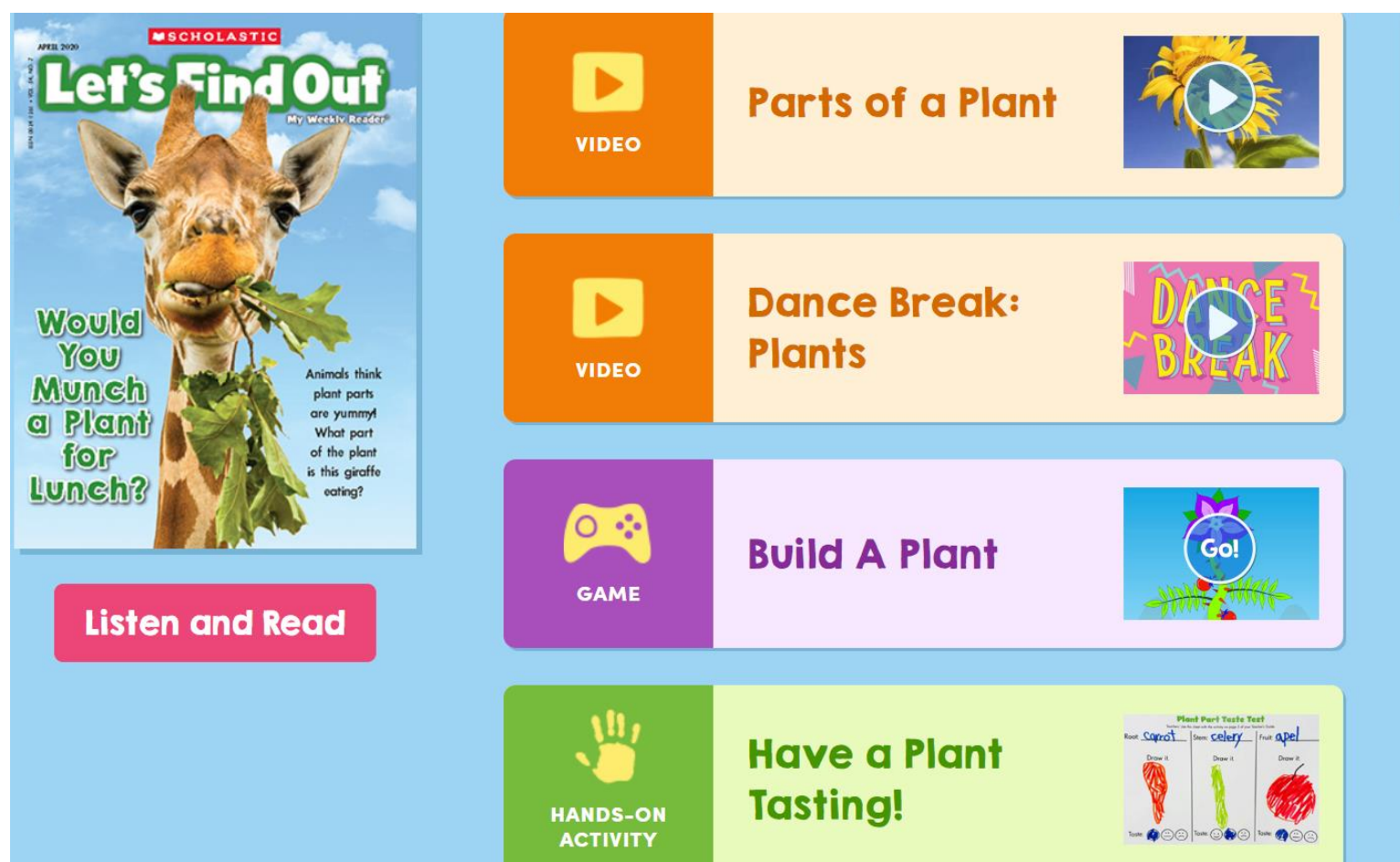
Scholastic News: Let's Find Out

- Click the link: <https://letsfindout.scholastic.com/>
- Click Log in
- Click "I am a Student"
- Enter the password: **tptigers1920**

Click on "Would You Munch a Plant for Lunch?"



- From here, students can have the magazine read to them, they can watch related videos, and play a game.



- We will focus on a new magazine next week! Enjoy!