

# Kindergarten ~ Week 1

## At Home Daily Learning Schedule

It is very important to make these learning activities fun.  
This shouldn't be stressful or boring.

Please keep all completed work.

I will let you know what day it needs to be turned in.

### Snap Shot of the Schedule (This schedule is just a suggestion.)

20 minutes	Intro & Calendar Time
20 minutes	Read, Discuss & Draw
20 minutes	Writing Time
25 minutes	Snack & Play Break
20 minutes	Math Time
20 minutes	Art
20 minutes	Phonics

These times are flexible. If your child is losing interest in a particular activity, try to change it up.

---

### 20 minutes Intro & Calendar Time

#### Calendar

What day/month/year is it? Spend a little time talking about the calendar: month, day & year.

Sing Months of the Year song in English & Spanish. Here are the links to the videos.

Months of the Year song in English <https://www.youtube.com/watch?v=QOIEP9Kp-lg>

Months of the Year song in Spanish <https://www.youtube.com/watch?v=rjm2cFrrMRM>

#### Zip through the Alphabet

Use homemade flashcards or flashcards found on the Internet. Start with letter A and point to every letter. Students will say the letter and then the sound A "a", B "b". As they do this, they will make the "sign" for each letter with their hands. When you get to letter G, we say it twice. For the vowels (a,e,i,o,u) we say the short and the long sound. The kids know what to do.

You can also check out the website below on YouTube and have your child sing along with Jack Hartman. He sings though every letter, makes it's sound and shows an animal that starts with that letter.

Alphabet Zoo | Alphabet & Letter Sounds for Kids | Phonics Song | Kindergarten | Jack Hartmann

<https://www.youtube.com/watch?v=V-nsi0wj-O8>

### Count to 100

Count to 100 by 10's and then by 1's.

### Sight Word Practice

Use homemade Flashcards and/or games to practice Sight Word Recognition. Here are some websites with fun Sight Word activities.

<https://www.whatihavelearnedteaching.com/5-hands-sight-word-activities-kindergarten/>

<https://www.themeasuredmom.com/25-low-prep-sight-word-activities/>

### **20 minutes** Read, Discuss & Draw

Read a book to your child or with your child. Then discuss it. Ask him/her about the characters, setting, his/her favorite parts of the book, etc.

After discussing the book, have your student think about who their favorite character is. Now it's time to draw that character. They can also draw extra details like the setting and other characters.

### **20 minutes** Writing Time

It is very important that students write every day!

It is also important to allow them the opportunity to independently sound words out phonetically. When they finish writing their sentence, have them read what they wrote to you. Sometimes they accidentally leave out a word & don't realize it until they reread their sentence. After they write, have your student draw a picture that correlates with their sentence.

### **25 minutes** Snack & Play Break

I wouldn't recommend letting your student play on a computer or electronic device during this time. They should eat a snack and then go run around in the backyard. 😊

## 20 minutes Math Time

Complete one worksheet a day. There will be 4-5 worksheets total for the week. In addition to the worksheets, students can also play a fun math game or find an online math activity. Also, please make sure your student can **recognize** & write 1-20 independently. Once he/she can write 1-20, please have them **recognize** & write 1-60.

The following websites have some great ideas to make math learning fun.

<http://www.mathblaster.com/parents/math-activities/kindergarten-math-activities>

<https://www.education.com/activity/kindergarten/>

## 20 minutes Art

This can be as simple as drawing or painting a picture or as complex as creating something. You decide! Here are some websites that can help.

<https://www.education.com/activity/kindergarten/arts-and-crafts/>

<https://artprojectsforkids.org/category/view-by-grade/0-grade/>

<https://www.weareteachers.com/best-kindergarten-art-projects/>

## 20 minutes Phonics

Complete one worksheet a day. In addition to the worksheets, students can also log onto iRead or play other fun learning games online. Here are some websites with some great activities, etc.

<https://www.themeasuredmom.com/word-families/>

<https://www.education.com/activity/kindergarten/phonological-awareness/>

<https://www.education.com/activity/kindergarten/phonological-awareness/>

Note:

- **Phonics** is the relationship between sounds (phonemes) and the letter combinations (graphemes) that represent those sounds. In **phonics**-based instruction, the goal is to teach children to read and write the most common sound-spelling relationships so that they can easily sound out words.

<https://thekindergartenconnection.com/phonics-your-questions-answered/>

- **What are Phonics Skills?**
  - letter identification - to recognize letters and name them

- letter sounds - to generate the appropriate sound for individual letters
- rhyming words - to identify and generate words that have the same endings (and are often in the same spelling family)
- syllables - to identify the number of syllables in a word
- blending - to read individual sounds within in a word and blend them together to read fluidly


## Your child should know the following skills at the end of Tri. 3.

### Student Should be able to:


- Recognize, write & say first & last name. Only the first letter should be capitalized.
- Run, jump, skip, and hop. Properly use pencil, crayons, scissors, and glue.
- **Recognize & write** all uppercase and lowercase letters and **say** their sounds.
- Fluently name as many Upper/Lower case letters as possible within 1 minute.
- Blend sounds to make words.
- Rhyme.
- Recognize beginning, middle and ending sounds of words.
- Spell CVC (Consonant-Vowel-Consonant) words like: top, men, hat, lid, sub
- Write a good Opinion Sentence. The sentence must state an opinion.
- Write a good Informative Sentence. The sentence must state a fact about something (No opinions with this type of writing.).
- Write a good Narrative Sentence. The sentence must state what the subject is, tell what happened first, next, and last.

*All sentences must begin with a capital letter, have finger spacing, & end with a period.*

- Compose & decompose numbers up to 19, write #'s 1-20 out of order, solve word problems using addition & subtraction, count to 100 by ones & tens, find numbers that make 10, identify solid shapes & describe/analyze/compare those shapes.



Name \_\_\_\_\_



Look, it is big.

Where can it go?

High Frequency Words: *where, look*  
Read the book aloud to a partner. Reread for fluency.


# Look at This!




Look, it is little.

What is it?

Look at This!



Copyright © McGraw-Hill Education



It is in the sun.

It is hot.

Look, it has a bud.

Can you see it?

Name \_\_\_\_\_

# Beginning

# Sound circles



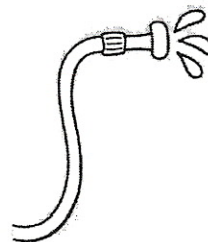
Color the letter to show  
the beginning sound.




- b
- c
- r



- l
- y
- d



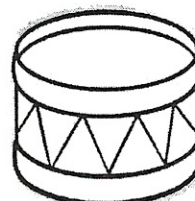
- f
- g
- h



- w
- s
- x



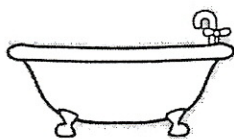
- t
- p
- k



- d
- w
- v




- j
- n
- s



- t
- d
- c




- l
- v
- g



- b
- w
- f



- r
- c
- n



- b
- k
- f




Name: \_\_\_\_\_


at

an

ad



**RHYMING  
CUT & PASTE**

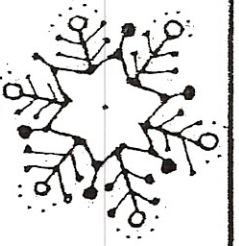




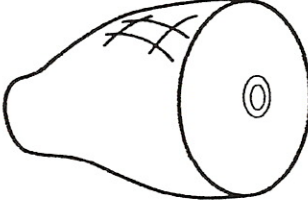




©Tara West

Name: \_\_\_\_\_

# Making New Words

## Short **a** Words









Word	Change it to...	Write the word
<b>cat</b>		<hr/> <hr/> <hr/>
<b>man</b>		<hr/> <hr/> <hr/>
<b>jam</b>		<hr/> <hr/> <hr/>
<b>nap</b>		<hr/> <hr/> <hr/>
<b>bat</b>		<hr/> <hr/> <hr/>
<b>fan</b>		<hr/> <hr/> <hr/>
<b>bad</b>		<hr/> <hr/> <hr/>

Name \_\_\_\_\_

-ag  
family

# Color by Word Family

Directions: Use the color code to color the picture.

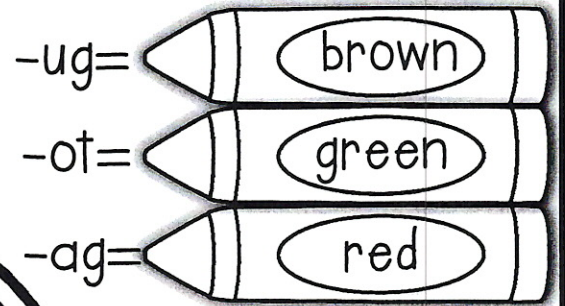
bag = 	wag = 	tag = 
rag = 	sag = 	nag = 



Name \_\_\_\_\_

# Color by Word Family


Directions: Use the color code to color the picture.



bug  
↓



Name: \_\_\_\_\_



Joey had 3 pencils. His dad gave him 6 more pencils. How many pencils does Joey have now?

Sketch:

Ten Frame:


Number Path:

1	2	3	4	5	6	7	8	9	10
---	---	---	---	---	---	---	---	---	----


Equation:

Answer:

Joey has \_\_\_\_\_  
pencils.

Bonus: Joey needs 10 pencils in all. How many more pencils does Joey need?

Name: \_\_\_\_\_



Kim had 2 balloons. Her mom gave her 3 more balloons. How many balloons does Kim have in all?

Sketch:

Ten Frame:


Number Path:

1	2	3	4	5	6	7	8	9	10
---	---	---	---	---	---	---	---	---	----

Equation:

Answer:

Kim has \_\_\_\_\_ balloons in all.

Bonus: Kim's balloons are red and yellow. How many of each color could she have?

Name \_\_\_\_\_



# Rainbow COUNTING

Directions: Cut and glue numbers by 10's to 100.

		30	
--	--	----	--

		70
--	--	----

	90		Yay! 😊
--	----	--	-----------

70	30	10	90	40
----	----	----	----	----

100	80	50	60	20
-----	----	----	----	----






Name \_\_\_\_\_

# Spring

- 11 = red
- 12 = yellow
- 13 = blue
- 14 = green
- 15 = purple
- 16 = pink
- 17 = brown





Name: \_\_\_\_\_

## Opinion writing

Read a book and then write 1-2 sentences about your favorite part of the story.

*Students should be able to independently write the sentences with little to no help.*




Name: \_\_\_\_\_

## Opinion writing

Read a book and then write 1-2 sentences about your favorite part of the story.

*Students should be able to independently write the sentences with little to no help.*




Name: \_\_\_\_\_

Write 2 good sentences about the picture below. It can be your opinion or facts.

Color the picture.

Remember to begin the sentence with a capital letter and end with a period or appropriate ending mark. Also, remember to put a finger space between every word. Thank you!



Four sets of primary writing lines, each consisting of a solid top line, a dashed middle line, and a solid bottom line, providing space for the student to write two sentences.

Name: \_\_\_\_\_

Narrative writing:

Tell me about something you did. What did you do? What was your reaction?      Students can color a picture.

SAMPLE

**Example #1**

**I went to school. I had a good day.**

**Example #2**

**I went to the beach. I made a sand castle.**


**It was fun.**

Name: \_\_\_\_\_

**Narrative writing:**

Tell me about something you did. What did you do? What was your reaction?

Students can color a picture.




Handwriting practice lines consisting of multiple sets of three horizontal lines: a solid top line, a dashed middle line, and a solid bottom line.

Name: \_\_\_\_\_

### Narrative writing:

Tell me about something you did. What did you do? What was your reaction?

Students can color a picture.



Handwriting practice lines consisting of multiple sets of three horizontal lines: a solid top line, a dashed middle line, and a solid bottom line.