

Kindergarten Week 2
 April 27 – May 1
 Distance Learning Packet

Name _____ Teacher _____

Monday	Tuesday	Wednesday	Thursday	Friday
<p><u>Sight Words</u> all previous words has play where look</p> <p>Read the words. Draw a line to the pictures.</p> <p>Look out your window for 5 minutes. Count the cars that go past. Write the number.</p> <p>Read for 10 minutes with your family.</p>	<p>Write 2 sentences about what you like to do at home. Make sure to write why you like it. Draw a picture.</p> <p>Read for 10 minutes with your family.</p>	<p>Color the letters in order to find a path through the maze.</p> <p>Count to 100 or higher by 1s and 10s.</p> <p>Read for 10 minutes with your family.</p>	<p>Draw lines from the dots to connect the rhyming words.</p> <p>Practice naming the coins.</p> <p>Read for 10 minutes with your family.</p>	<p>Add details to the picture that shows what the nose is smelling. Write 2 sentences that tells what the nose is smelling, does the nose like the smell, and why the nose likes it or doesn't like it.</p> <p>Read for 10 minutes with your family.</p>
<p>Complete the additional 5 word pages for Unit 9 Week 3.</p>				

Monday

bug

dig

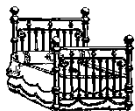
box

bat

dog

bed


bag



How many cars did you see?



Tuesday

Wednesday



Thursday

Connect the rhyming pairs to make a picture. Color the picture.




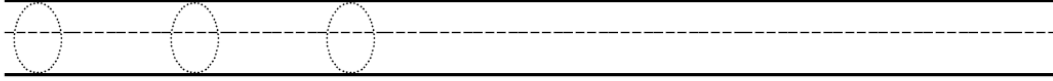
Friday




Handwriting practice lines consisting of multiple sets of horizontal lines. Each set includes a solid top line, a dashed middle line, and a solid bottom line, providing a guide for letter height and placement.

Name _____

Trace and write the letters.





Draw something that rhymes with
rose.



Find and circle all the words
with a long o sound.

can	home	wrote
hope	tip	fit
pop	lake	hug
mine	rose	rode
cake	nose	lip
note	man	hot

Color the pictures that have the *long o* sound.



Name _____

Trace and write the sight words.

look

where

Write the letter 'o' to finish each word. Read the words.



r _ p e



b _ n e



c _ n e

Write the sight words in the letter boxes.

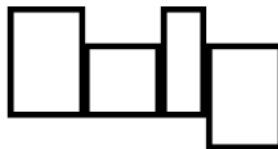
look



where




help





Unit 9
Week 3

Name _____

Read each sentence 2 times.

Look at the !

Where is the  ?

We can look in the  .

Add silent *e* to each word. Practice reading the words.

hop

rop

ton

hot


mot

pok

Count the letters and write how many.


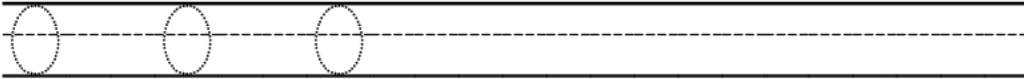
U	O	Q	o	O
c	d	O	D	P
O	G	o	o	O
r	o	b	C	q

O	o



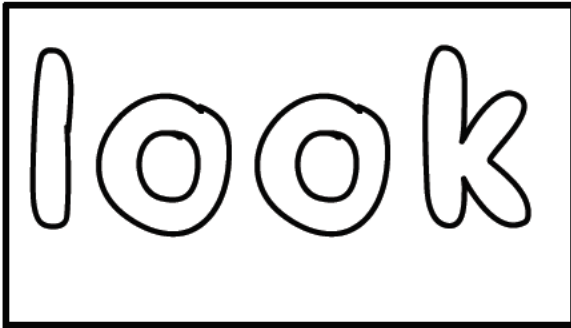
Name _____

Trace and write the letters.



Rainbow write the word with three colors.

Read the words. Color all the boxes with the word *where*.



he	can	what	where
the	are	have	help
where	was	a	where
she	where	the	we

Tell the word for each picture. Circle either short o or long o.




Short o
Long o



Short o
Long o



Short o
Long o



Short o
Long o




Name _____

Draw and write three things that have the long o sound

--	--	--


_____	_____	_____
-----	-----	-----
_____	_____	_____

Color the roses with a letter o on them.



Sound out and write each word.






KINDERGARTEN DIGITAL LEARNER

Required Activities & Supplemental Ideas

Week 2

April 27th – May 1st





WEEKLY REQUIRED ACTIVITIES



- **Log into eSpark.app 5 times a week**
 - 15 minutes per day on "Reading"
 - 15 minutes per day on "Math"
- **Log into iRead 5 times a week for 15 minutes (see next 2 slides for specific log in information)**

(We will be able to track your child's progress through our website app.)

ESPAK

**REQUIRED – 15 MINUTES PER DAY ON "READING" AND
15 MINUTES PER DAY ON "MATH"**

We have enrolled your students in a fun website called eSpark.app.

- All you have to do is type in espark.app in your Chrome browser.
- Use your same username and password as your iRead account (email us if you do not have your number).
- Then play and grow your minds! Have fun!



ESPAK AT HOME
**CONFIGURING YOUR
IPAD FOR ESPAK**

IREAD - REQUIRED 15 MINUTES 5 DAYS A WEEK

iRead Link –

▶ <https://kelly.tracy.k12.ca.us/digital-learning>

If this link does not work, log into George Kelly Website. Click on Digital Learning. Then click on the iRead icon.

Email your child's teacher for username and password.



THE FOLLOWING SLIDES INCLUDE OPTIONAL ACTIVITIES

- Epic! books (<https://www.getepic.com>)– a website where you can find read-a-louds...education videos...and leveled books
- Counting and number practice ideas
- Math – addition, ways to make 10
- Phonics – beginning sounds
- Letter sounds
- Sight Words
- Writing Practice



READING – ON EPIC! BOOKS

- Your child now has access to books on the Epic! Website.
- Click on the link below.
 - On this site you will find . . .
 - Read-a-louds
 - Beginning Readers
 - Learning videos



Go to www.getepic.com/students

Log in with your class code

Mrs. Adams' Class code: **cnh9259**

Mrs. Contreras' Class Code: **Yvq6639**

Mrs. Lewis' Class code: **lxk1805**

Mrs. Peterson's Class code: **til0556**

Then use your same username number and password that you use in iRead.
(Email us if you do not have your number.)

COUNTING AND NUMBER RECOGNITION


Ideas

- Count orally to 100 or beyond by 1s and/or 10s.
- <https://www.youtube.com/watch?v=yr-luM4SEA> (this is a new video for the week, count by 10s)
- Play – Count Around the House
 - Make a list of things your child can walk around the house and count.
 - Have them write down the number of each item that they counted.
 - Ex. Doors, cabinets, pictures, people, light switches, pets....

Numbers 1–100

1	2	3	4	5	6	7	8	9	10
11	12	13	14	15	16	17	18	19	20
21	22	23	24	25	26	27	28	29	30
31	32	33	34	35	36	37	38	39	40
41	42	43	44	45	46	47	48	49	50
51	52	53	54	55	56	57	58	59	60
61	62	63	64	65	66	67	68	69	70
71	72	73	74	75	76	77	78	79	80
81	82	83	84	85	86	87	88	89	90
91	92	93	94	95	96	97	98	99	100

ADDITION CARD GAME



- How to play-
 - Using a deck of cards, this game can be played with 2-4 players. Each player picks up two cards, they then need to add the two numbers together and give the answer to the sum. If they get it right, they get to keep the cards. If they don't, they have to put their cards back to the bottom of the pile. The student with the most cards at the end wins!
 - Hint – Count the symbols in the middle of the card

PHONICS – SUBSTITUTING BEGINNING SOUNDS

- Parent: Say the word. Student repeats the word. Parent says, “Change the __ to __ and the word is?”
- For example
Parent: Pop – Change the **P** to a **T** and the word is?
(parent says the sound the letter makes not the letter name)
Child: Top

Word	Change to	Response
fox	b	box
dim	h	him
wag	t	tag
hop	m	mop
job	n	knob

Word	Change to	Response
lock	r	rock
hid	l	lid
pop	t	top
hill	w	will
lot	k	cot

Word	Change to	Response
kick	s	sick
sap	n	nap
big	p	pig
tax	w	wax
rod	s	sod

QUICK AS A SNAP!

TO HELP BUILD YOUR CHILD'S READING FLUENCY, PRACTICE POINTING TO A RANDOM LETTER, HAVE THEM TELL YOU THE SOUND THAT LETTER MAKES. SEE IF THEY CAN SAY IT "AS QUICK AS A SNAP!"

q	w	e	r	t	y	u
i	o	p	a	s	d	f
g	h	j	k	l	z	x
c	v	b	n	m	th	sh
	ch	wh	ing			

SIGHT WORD PRACTICE

Sight words to know....

(Practice all daily)

Focus words of the week - where, look

is	it	here	me	the
they	want	then	said	was
little	and	are	can	do
for	go	he	have	like
my	she	of	see	to
too	we	with	will	you

has	play	where	look
-----	------	-------	------

Roll & Write

- Roll a game die & write the word
- You'll need 1 game die, 1 sheet of paper, and a pencil
- Which word gets to the top first?

Roll & Write

want	have	said	she	too	with



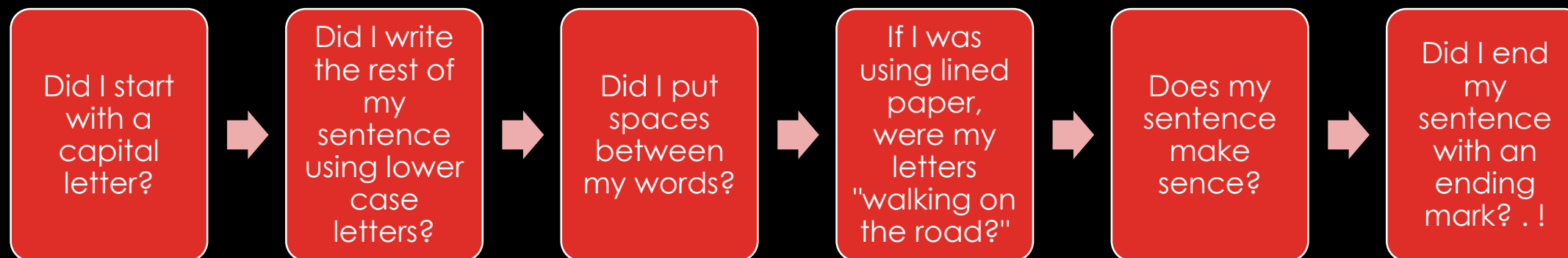
WRITING PRACTICE

Have your child write one to two sentences following the sentence starter.

Sentence Starter:

I will . . .

Once they are finished, have them review their sentence by checking to see if they followed the sentence rules.



WIGGLE BREAK

- ▶ These are some the of the "wiggles" they enjoy in class....
- ▶ https://www.youtube.com/watch?v=ea4TVg0_8Dk
- ▶ <https://www.youtube.com/watch?v=WzlCu6tbEko>
- ▶ <https://www.youtube.com/watch?v=npp1z32idrc>
- ▶ <https://www.youtube.com/watch?v=KhfkYzUwYFk>
- ▶ <https://www.youtube.com/watch?v=dNL6RwymoNg>
- ▶ <https://www.youtube.com/watch?v=2UcZWXvgMZE>
- ▶ https://www.youtube.com/watch?v=NwT5oX_mqS0





DO YOUR BEST & HAVE FUN!

Send us pictures of your writing or doing an activity that you enjoyed! We miss you all and would love to see pictures!!