

Kindergarten Week 1  
 April 20 - 24  
 Distance Learning Packet



Name \_\_\_\_\_ Teacher \_\_\_\_\_

Monday	Tuesday	Wednesday	Thursday	Friday
<p><u>Sight Words</u>            all previous words            has play</p> <p>Count the letters in each word. Write them in the correct box.</p> <p>Practice reading the list of words. Write down your fastest time.</p> <p>Read for 10 minutes with your family</p>	<p>Write the words.            Circle the vowels.</p> <p>Count how many of each vowel and write the number.</p> <p>Read for 10 minutes with your family</p>	<p>Draw a line from the picture to correct vowel. Watch for the long vowel and short vowel sound cards.</p> <p>Count backwards from 10. Write the numbers.</p> <p>Read for 10 minutes with your family</p>	<p>Complete and color the dot-to-dot then continue counting to 100 or beyond</p> <p>Read for 10 minutes with your family</p>	<p>Add details to the picture that shows the setting. Write 2 sentences that tells the main character, setting, and what they are doing.</p> <p>Read for 10 minutes with your family.</p>

Complete the additional 5 word pages for Unit 9 Week 2.



Wednesday



10

Handwriting practice lines consisting of a solid top line, a dashed middle line, and a solid bottom line.

Thursday



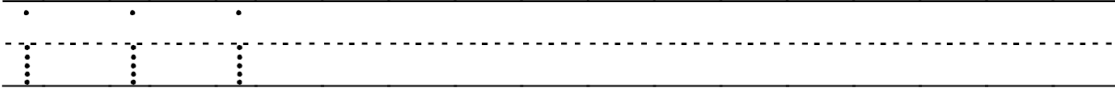
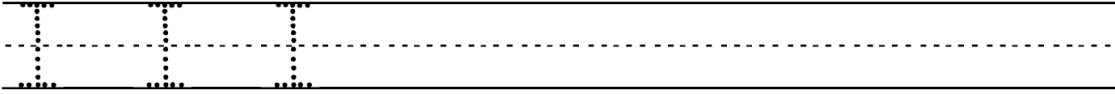
Friday



Handwriting practice lines consisting of multiple sets of solid top and bottom lines with a dashed midline.

Name \_\_\_\_\_

Trace and write the letters.








Draw something that rhymes with hike.



Find and circle all the words with a long I sound.

- |      |      |      |
|------|------|------|
| pin  | pike | fat  |
| hide | fan  | bite |
| like | tone | sip  |
| rope | line | file |
| bed  | fine | rake |
| time | net  | ham  |

Color the pictures that have the *long i* sound.



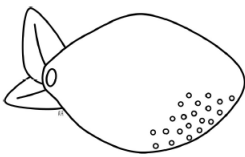
Name \_\_\_\_\_

Trace and write the sight words.

has has

play play

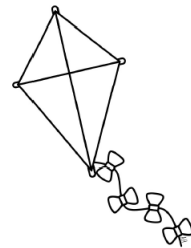
Write the letter 'f' to finish each word. Read the words.



l \_ m e



f \_ r e



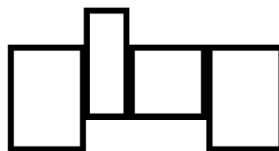
k \_ t e

Write the sight words in the letter boxes.


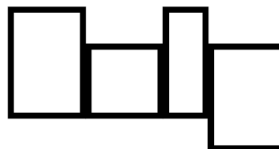
has



play



help



Name \_\_\_\_\_

Read each sentence 2 times.

I like to play with my nice



He has a new blue



Can we play with you?

Add silent *e* to each word. Practice reading the words.

oip

rip

lim

bit


hid

pik

Count the letters and write how many.

I	o	i	D	I
j	i	J	t	o
L	T	L	i	l
I	R	I	F	I

I	i



Name \_\_\_\_\_

Trace and write the letters.

Tracing practice for the letter 'i' on a three-line grid. The first row contains three dashed lowercase 'i's for tracing. The second row contains three solid lowercase 'i's for writing practice.


Rainbow write the word with three colors.

Read the words. Color all the boxes with the word *play*.


has

I	play	here	play
has	help	play	the
can	play	a	help
play	see	we	play

Tell the word for each picture. Circle either short i or long i.



Short i  
Long i




Short i  
Long i



Short i  
Long i



Short i  
Long i



Unit 9  
Week 2



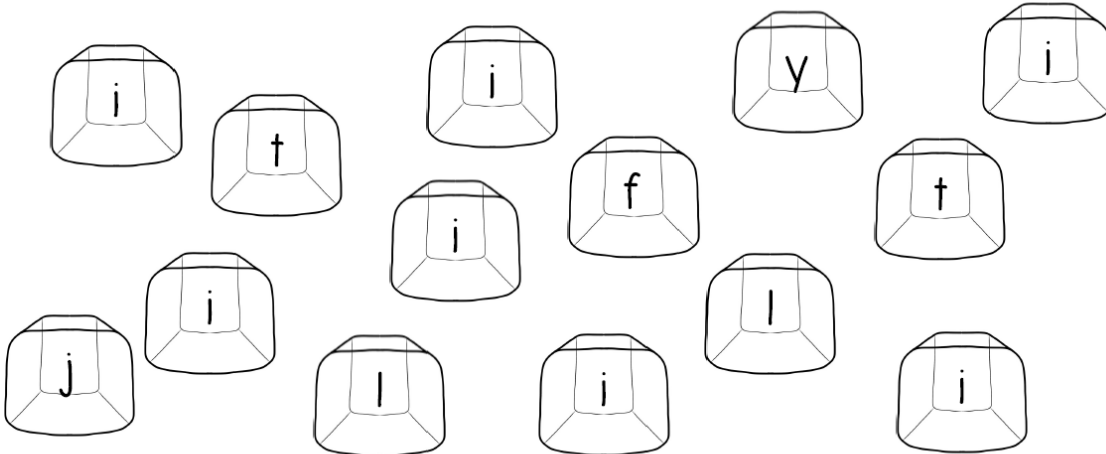
Name \_\_\_\_\_

Draw and write three things that have the long i sound


--	--	--

_____	_____	_____
-----	-----	-----
_____	_____	_____

Color the ice cubes with a letter / on them.



Sound out and write each word



_____
-----
_____
-----
_____



# Kindergarten Digital Learner

REQUIRED ACTIVITIES & SUPPLEMENTAL IDEAS

WEEK 1

APRIL 20TH – APRIL 24TH





Weekly  
*REQUIRED*  
Activities



- ▶ **Log into eSpark.app 5 times a week**
  - ▶ 15 minutes per day on "Reading"
  - ▶ 15 minutes per day on "Math"
- ▶ **Log into iRead 5 times a week for 15 minutes (see next 2 slides for specific log in information)**

(We will be able to track your child's progress through our website app.)

# eSpark

**REQUIRED** – 15 minutes per day on "Reading" and  
15 minutes per day on "Math"

We have enrolled your students in a fun website called eSpark.app.

- All you have to do is type in [espark.app](http://espark.app) in your Chrome browser.
- Use your same username and password as your iRead account (email us if you do not have your number).
- Then play and grow your minds! Have fun!



ESPAK AT HOME  
**CONFIGURING YOUR  
IPAD FOR ESPARK**

# iRead - REQUIRED 15 minutes 5 days a week

iRead Link –

▶ <https://kelly.tracy.k12.ca.us/digital-learning>

If this link does not work, log into George Kelly Website. Click on Digital Learning. Then click on the iRead icon.

Email your child's teacher for username and password.



# The following slides include optional activities

- Epic! books (<https://www.getepic.com>)– a website where you can find read-alouds...education videos...and leveled books
- Counting and number practice ideas
- Math – addition, ways to make 10
- Phonics – beginning sounds
- Letter sounds
- Sight Words
- Writing Practice



# Reading – On Epic! books

- Your child now has access to books on the Epic! Website.
- Click on the link below.
  - On this site you will find . . .
    - Read-a-louds
    - Beginning Readers
    - Learning videos



Go to [www.getepic.com/students](http://www.getepic.com/students)

Log in with your class code

Mrs. Adams' Class code: **cnh9259**

Mrs. Contreras' Class Code: **Yvq6639**

Mrs. Lewis' Class code: **lxk1805**

Mrs. Peterson's Class code: **til0556**

Then use your same username number and password that you use in iRead.  
(Email us if you do not have your number.)

# Counting and Number Recognition

## Ideas

- ▶ Count orally to 100 or beyond by 1s and/or 10s.
- ▶ <https://www.youtube.com/watch?v=0TgLf3PMOc>
- ▶ Play – Guess My Number
  - ▶ Player A : Pick a number in your mind and give clues about your number. (I.e. My number ends with the number 7 and is located beneath the number 47 on the numbers chart.)
  - ▶ Player B: 57
  - ▶ Continue to take turns, guessing each other's number.

## Numbers 1–100

1	2	3	4	5	6	7	8	9	10
11	12	13	14	15	16	17	18	19	20
21	22	23	24	25	26	27	28	29	30
31	32	33	34	35	36	37	38	39	40
41	42	43	44	45	46	47	48	49	50
51	52	53	54	55	56	57	58	59	60
61	62	63	64	65	66	67	68	69	70
71	72	73	74	75	76	77	78	79	80
81	82	83	84	85	86	87	88	89	90
91	92	93	94	95	96	97	98	99	100



# Ways to Show 10

ten



- $6 + 4 = 10$
- $9 + 1 = 10$
- $7 + 3 = 10$
- $4 + 6 = 10$
- $5 + 5 = 10$

- $1 + 9 = 10$
- $3 + 7 = 10$
- $10 + 0 = 10$
- $2 + 8 = 10$
- $0 + 10 = 10$

## Ways to make 10

Directions: Find 10 small objects (blocks, Legos, buttons). Split them up into two piles and write down an addition equation to match your set. Afterwards, mix the pile and separate the objects into two new piles. Write down the new equation. Continue separating the objects and writing the equation until you think you have found all of the various ways to make 10.

# Phonics – Isolating Beginning Sounds

▶ Parent: Say the series of three words. Ask your child to pick which word does not start with the same beginning sound as the other two words.

▶ For example

Parent: map, zip, mop

Child: "Zip because it starts with a 'z' and not a 'm' like the other two words.

- rub, rob, fib
- gold, head, hide
- large, age, land
- some, him, hum
- miss, mom, class
- was, is, it
- cliff, cat, off,
- made, find, mind
- give, hive, home
- nine, fan, fit

- make, cook, man
- hill, call, hanger
- home, come, cat
- deep, dim, tape
- wrap, that, the
- meet, suit, sag
- rug, rag, dog
- web, wag, nurse
- bus, toss, beef
- safe, goal, smile



## Quick as a Snap!

To help build your child's reading fluency, practice pointing to a random letter, have them tell you the sound that letter makes. See if they can say it "As Quick as a Snap!"

q	w	e	r	t	y	u
i	o	p	a	s	d	f
g	h	j	k	l	z	x
c	v	b	n	m	th	sh
	ch	wh	ing			

# Sight Word Practice

Sight words to know....

is	it	here	me	the
they	want	then	said	was
little	and	are	can	do
for	go	he	have	like
my	she	of	see	to
too	we	with	will	you

## Fun Way to Practice

- Write the sight words on an index card.
- Spread the index cards around the floor.
- Call out a sight word and have your child go stand on it.
- Continue calling out different sight words, having your child search and stand on the word.
- Not only are they reviewing their words, they are moving while doing it!



# Writing Practice

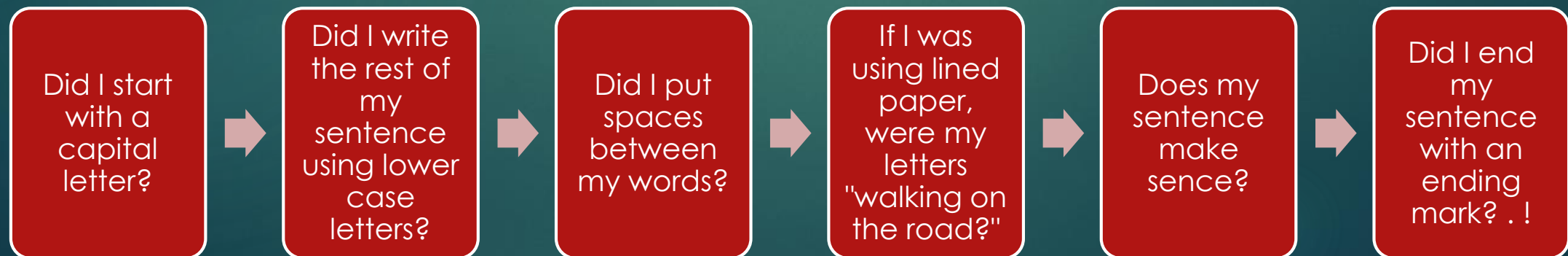


Have your child write one to two sentences following the sentence starter.

Sentence Starter:

Today I . . .

Once they are finished, have them review their sentence by checking to see if they followed the sentence rules.



# Wiggle Break

- ▶ These are some the of the "wiggles" they enjoy in class....
- ▶ [https://www.youtube.com/watch?v=ea4TVg0\\_8Dk](https://www.youtube.com/watch?v=ea4TVg0_8Dk)
- ▶ <https://www.youtube.com/watch?v=Wzlcu6tbEko>
- ▶ <https://www.youtube.com/watch?v=npp1z32idrc>
- ▶ <https://www.youtube.com/watch?v=KhfkYzUwYFk>
- ▶ <https://www.youtube.com/watch?v=dNL6RwymoNg>
- ▶ <https://www.youtube.com/watch?v=2UcZWXvgMZE>
- ▶ [https://www.youtube.com/watch?v=NwT5oX\\_mqS0](https://www.youtube.com/watch?v=NwT5oX_mqS0)





# Do your best & have fun!

SEND US PICTURES OF YOUR WRITING OR DOING  
AN ACTIVITY THAT YOU ENJOYED! WE MISS YOU  
ALL AND WOULD LOVE TO SEE PICTURES!!

## Kindergarten Office Hours

Kindergarten Teachers will be available to answer your questions using Zoom. Our office hours will be Monday-Friday 9:00am – 3:00pm beginning April 20 to May 22. If you require a phone call, please email your child's teacher with your phone number and time you are available for your child's teacher to call between the hours of 9:00am – 3:00pm. Please keep in mind that your child's teacher will be on the Zoom meeting during the times listed below. You may also email your child's teacher at any time.

Mrs. Lewis: 9:00am – 11:00am

Mrs. Adams: 11:00am – 1:00pm

Mrs. Peterson 1:00pm – 3:00pm

Mrs. Contreras will be popping in and out during the above hours.

## Join Zoom Meeting

<https://zoom.us/j/219481709?pwd=VW54L3AyZUJSRmJmZU9GUytpkwxQT09>

Meeting ID: 219 481 709

Password: 884702