

Kindergarten Week 3  
 May 4 – May 8  
 Distance Learning Packet




Name \_\_\_\_\_ Teacher \_\_\_\_\_

Monday	Tuesday	Wednesday	Thursday	Friday
<p><u>Sight Words</u>            all previous words            has play            where look            good who</p> <p>Make a list of words that rhyme with "grow".</p> <p>Color the flower petals in a pattern. Make each flower a different pattern. Write the pattern you made. (AB, ABB, AAB, ABC, etc)</p> <p>Read for 10 minutes with your family.</p>	<p>Label the plant parts.            Color the plant.</p> <p>Say your first and last name, birthday, address, and phone number.</p> <p>Read for 10 minutes with your family.</p>	<p>Circle the small words inside each larger word.</p> <p>Write the numbers in order from 11-20</p> <p>Read for 10 minutes with your family.</p>	<p>Write 1 or 2 sentences telling what you would like to grow in your garden.</p> <p>Count to 100 or beyond by 10s and 1 s.</p> <p>Read for 10 minutes with your family.</p>	<p>Write 1 or 2 sentences telling something you know/learned about a butterfly. Color the butterfly and add details to the picture.</p> <p>Read for 10 minutes with your family.</p>
<p>Complete the additional 5 word pages for Unit 10 Week 1.</p>				

Monday

Make a list of words that rhyme with "grow".

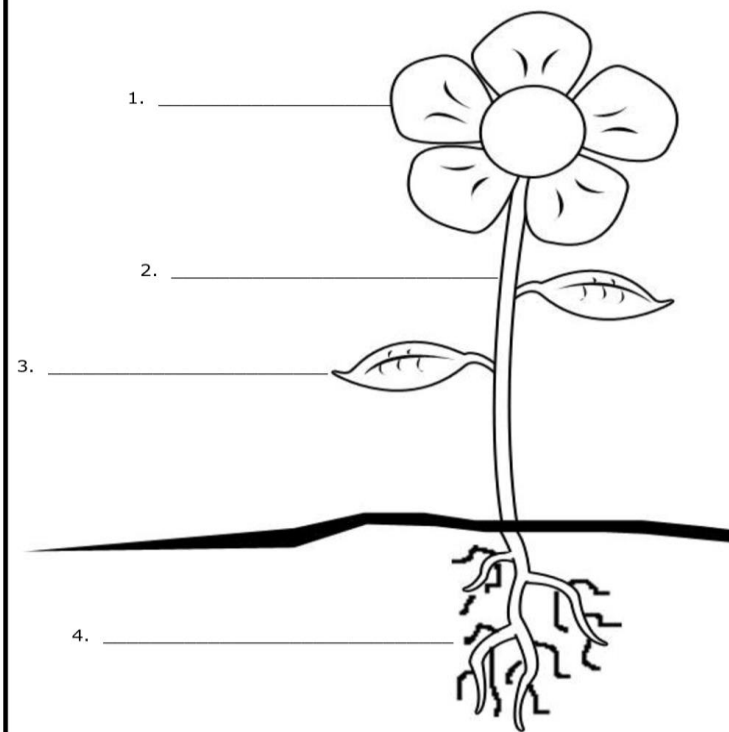
_____	_____	_____
-----	-----	-----
_____	_____	_____
-----	-----	-----
_____	_____	_____



_____	_____	_____
-----	-----	-----
_____	_____	_____

Tuesday

**Parts of a Plant**



- leaf
- flower
- roots
- stem

Wednesday

seed

they

didn't

forgot

Circle the small word in each larger word. Write the small word on the line.

going

this


plant

10

Thursday




Friday




Handwriting practice lines consisting of multiple sets of three horizontal lines: a solid top line, a dashed middle line, and a solid bottom line.

Name \_\_\_\_\_

Trace and write the letters.




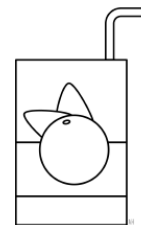
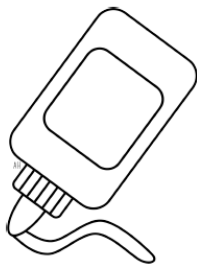
Draw something that rhymes with  
mule.



Find and circle all the words  
with a long U sound.

- |      |      |      |
|------|------|------|
| job  | rude | hit  |
| pile | line | huge |
| tube | wake | not  |
| fuse | bus  | men  |
| pot  | cute | fume |
| tub  | mat  | mule |

Color the pictures that have the *long u* sound.



Unit 10  
Week 1


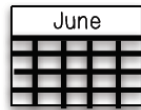
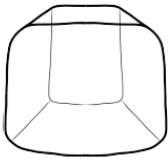
Name \_\_\_\_\_

Trace and write the sight words.

who who

good good

Write the letter 'u' to finish each word. Read the words.



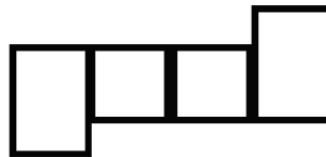
cube

June

tube

Write the sight words in the letter boxes.

good



who



look



Unit 10  
Week 1

Name \_\_\_\_\_

Read each sentence 2 times.

Who can pet my



?

Look at my new



Do you know who has an



?

Add silent *e* to each word. Practice reading the words.


out  
fun  
rud

oub  
Jun  
mul

Count the letters and write how many.


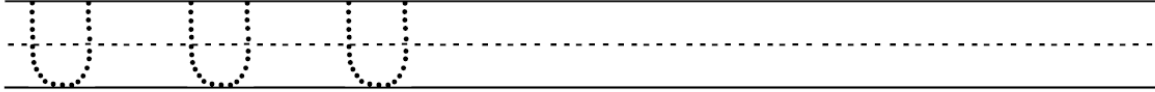
R	U	H	u	R
u	o	u	o	C
V	L	y	U	u
n	u	U	u	v

U	u



Name \_\_\_\_\_

Trace and write the letters.




Rainbow write the word with three colors.

Read the words. Color all the boxes with the word *good*

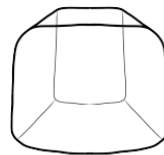


are	do	they	good
me	good	good	was
like	who	we	good
good	was	said	help

Tell the word for each picture. Circle either short u or long u.




Short u  
Long u




Short u  
Long u



Short u  
Long u



Short u  
Long u





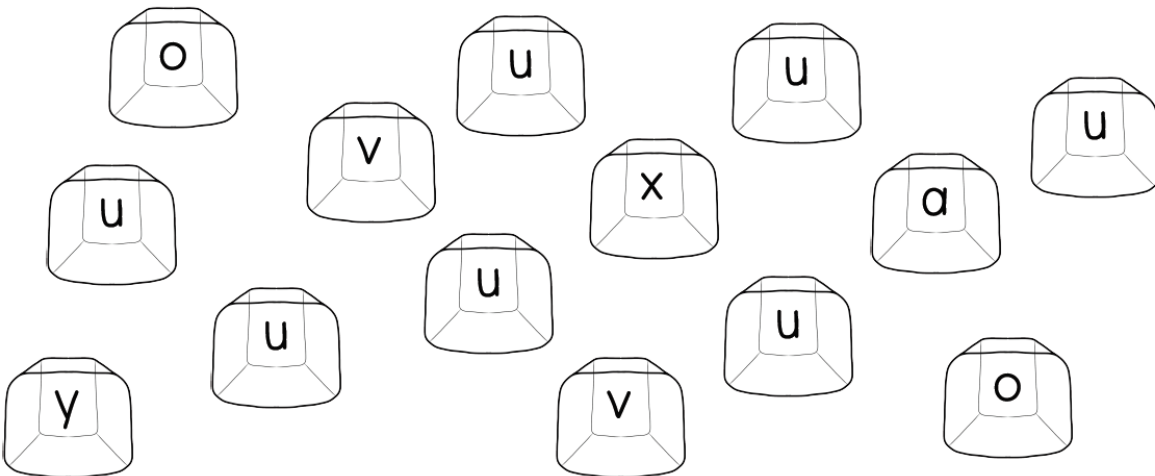
Name \_\_\_\_\_

Draw and write three things that have the long u sound.

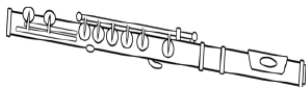

--	--	--

_____	_____	_____
-----	-----	-----
_____	_____	_____

Color the cubes with a letter *u* on them.



Sound out and write each word.



_____
-----
_____
-----
_____




# Kindergarten Digital Learner

Required Activities & supplemental ideas

Week 3

May 4<sup>th</sup> - May 8<sup>th</sup>





Weekly  
**REQUIRED**  
Activities



- ▶ **Log into eSpark.app 5 times a week**
  - ▶ 15 minutes per day on "Reading"
  - ▶ 15 minutes per day on "Math"
  
- ▶ **Log into iRead 5 times a week for 15 minutes (see next 2 slides for specific log in information)**

(We will be able to track your child's progress through our website app.)

# eSpark

**REQUIRED** - 15 minutes per day on "Reading" and  
15 minutes per day on "Math"

- Type in [espark.app](http://espark.app) in your Chrome browser.
- Use your same username and password as your iRead account (email us if you do not have your number).
- Then play and grow your minds! Have fun!



ESPAK AT HOME  
**CONFIGURING YOUR  
IPAD FOR ESPAK**

# iRead - REQUIRED 15 minutes 5 days a week

▶ iRead Link -

▶ <https://kelly.tracy.k12.ca.us/digital-learning>

▶ If this link does not work, log into George Kelly Website. Click on Digital Learning. Then click on the iRead icon.

▶ Email your child's teacher for username and password.



## The following slides include optional activities

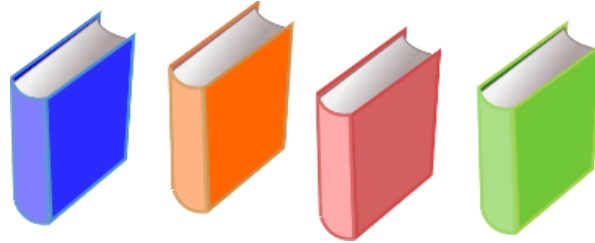
- Epic! books (<https://www.getepic.com>)- a website where you can find read-alouds...education videos...and leveled books
- Counting and number practice ideas
- Math - subtraction bowling
- Phonics - rhyme time
- Letter sounds
- Sight Words - new words (who & good)
- Writing Practice



the MORE  
YOU PRACTICE  
THE BETTER  
YOU GET

## Reading - On Epic! books

- Your child now has access to books on the Epic! Website.
- Click on the link below.
  - On this site you will find . . .
    - Read-a-louds
    - Beginning Readers
    - Learning videos



Go to [www.getepic.com/students](http://www.getepic.com/students)

Log in with your class code

Mrs. Adams' Class code: **cnh9259**

Mrs. Contreras' Class Code: **Yvq6639**

Mrs. Lewis' Class code: **lxx1805**

Mrs. Peterson's Class code: **til0556**

Then use your same username number and password that you use in iRead.  
(Email us if you do not have your number.)

# Counting and Number Recognition

## Ideas


- ▶ Count orally to 100 or beyond by 1s and/or 10s.
- ▶ [https://www.youtube.com/watch?v=\\_yr-luM4SEA](https://www.youtube.com/watch?v=_yr-luM4SEA) (this is a new video for the week, count by 10s)
- ▶ Picture Graph - Tally Marks
  - ▶ Draw tally marks in groups of 10.
  - ▶ Continue to draw tally marks until you have made ten groups of 10.
  - ▶ When you are finished, count by 10's using your new picture graph.

1	2	3	4	5	6	7	8	9	10
11	12	13	14	15	16	17	18	19	20
21	22	23	24	25	26	27	28	29	30
31	32	33	34	35	36	37	38	39	40
41	42	43	44	45	46	47	48	49	50
51	52	53	54	55	56	57	58	59	60
61	62	63	64	65	66	67	68	69	70
71	72	73	74	75	76	77	78	79	80
81	82	83	84	85	86	87	88	89	90
91	92	93	94	95	96	97	98	99	100





# Subtraction Bowling



## ▶ How to play-

- ▶ Find something that can fall down easily (ie toilet paper rolls, stacked blocks, stacked Legos)
- ▶ Arrange them into a group (like in bowling).
- ▶ Find something that can roll.
- ▶ Roll the ball towards the stack, count how many fell down and how many are remaining.
- ▶ Write a math equation after every time you bowl.

How many  
you started  
with.

—

How many  
fell down.

=

How many  
are left.

# Phonics - Rhyme Time

- ▶ Parent: Says "Which word rhymes with . . . ."
  - ▶ Then give them the two options.
- ▶ Child:  
Responds with the word that rhymes.

- ▶ For example

Parent: Which word rhymes with 'me'?  
Child: Top

What word rhymes with?	Options
way	so, day
high	by, low
go	yes, no
new	net, dew
cow	how, cave
date	late, done
most	might, post
nice	rice, near
horn	corn, hope

What word rhymes with?	Options
dime	lime, dark
noon	note, soon
piece	niece, pass
make	more, cake
coat	goat, cake
kind	keep, find
breeze	sneeze, brick
real	deal, rose
pool	cool, play

## Quick as a Snap!

To help build your child's reading fluency, practice pointing to a random letter, have them tell you the sound that letter makes.

See if they can say it "As Quick as a Snap!"

q	w	e	r	t	y	u
i	o	p	a	s	d	f
g	h	j	k	l	z	x
c	v	b	n	m	th	sh
	ch	wh	ing			

# Sight Word Practice

This week's new sight words:

-good -who

Review sights words daily:

Focus words for the week: good, who

is	it	here	me	the	they
want	then	said	was	little	and
are	can	do	for	go	he
have	like	my	she	of	see
to	too	we	with	will	you
has	play	where	look	good	who



## Cookie Jar Song

Directions . . .

- Write down the word 'who' on a paper before singing the song.
- Student: Hold up the word 'who' and sing "Who stole the cookie from the cookie jar? (Then name someone in your family.)"
- Family Member sings: "Who me?"
- Student sings: "Yes, you!"
- Family member sings: "Couldn't be."
- Student: Then who?

Continue singing and accusing family members and pets - holding up the word 'who' everytime that word is mentioned in the song."

# Writing Practice



Have your child write one to two sentences following the sentence starter.

Sentence Starter:

I am good at . . .

Once they are finished, have them review their sentence by checking to see if they followed the sentence rules.

Did I start with a capital letter?



Did I write the rest of my sentence using lower case letters?



Did I put spaces between my words?



If I was using lined paper, were my letters "walking on the road?"



Does my sentence make sense?



Did I end my sentence with an ending mark? . !

# Wiggle Break

- ▶ These are some the of the "wiggles" they enjoy in class....
- ▶ [https://www.youtube.com/watch?v=ea4TVg0\\_8Dk](https://www.youtube.com/watch?v=ea4TVg0_8Dk)
- ▶ <https://www.youtube.com/watch?v=Wzlcu6tbEko>
- ▶ <https://www.youtube.com/watch?v=npp1z32idrc>
- ▶ <https://www.youtube.com/watch?v=KhfkYzUwYFk>
- ▶ <https://www.youtube.com/watch?v=dNL6RwymoNg>
- ▶ <https://www.youtube.com/watch?v=2UcZWXvgMZE>
- ▶ [https://www.youtube.com/watch?v=NwT5oX\\_mqS0](https://www.youtube.com/watch?v=NwT5oX_mqS0)





Do your best &  
have fun!

Send us pictures of your writing or doing an activity  
that you enjoyed! We miss you all and would love  
to see pictures!!