


Spin It!


A low prep **ADJECTIVE AND
ADVERB GAME!**



Made with love by:
Christina @
*Bunting, Books,
and Bright Ideas*

Spin It!

A low prep **ADJECTIVE AND ADVERB GAME!**



Thanks for your purchase!

This low-prep game will have your students practicing the use of adjectives and adverbs.

Simply... give pairs or small groups of students a copy of the spinner (in color or black and white), pencil, paper clip, and a dice.


Students spin the spinner and roll the dice to talk about the noun they've spun using adjectives, adverbs, or both!

All of this can be done orally... OR... use the recording sheet and students can write down their sentences. You can also use the recording sheet for students to complete the activity independently!

Add an extra layer of fun by allowing students to create their own noun spinners with the blank template on page 9!

Spin It!

A low prep **ADJECTIVE AND ADVERB GAME!**



I made this! Please do not post it anywhere online... this includes forums, website, WIKIspaces... basically, please don't share this file. Thanks for respecting my work!

Fonts- Hello Literacy and KG Fonts
Graphics- Bubbly Blonde Borders, KPM Doodles, Zip-A-Dee-Do-Dah Designs, and Pink Cat Studios

Questions? Concerns? E-mail me at
christina4062@hotmail.com.

Be sure to follow my blog for more updates, goodies, and freebies!


Christina @

Bunting, Books, and Bright Ideas



Spin It!

Spin the paper clip and roll the dice. Use an adjective, adverb, or both to describe the noun shown on the spinner in a complete sentence!



USE AN ADJECTIVE.

I saw three robots at the store.



USE AN ADVERB.

The dog barked loudly.



USE AN ADJECTIVE.

The pretty queen sat on the throne.




USE AN ADVERB.

The baby turns two tomorrow.



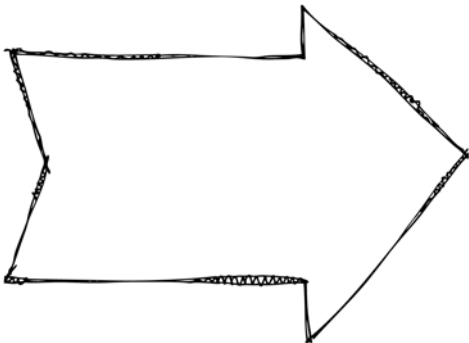
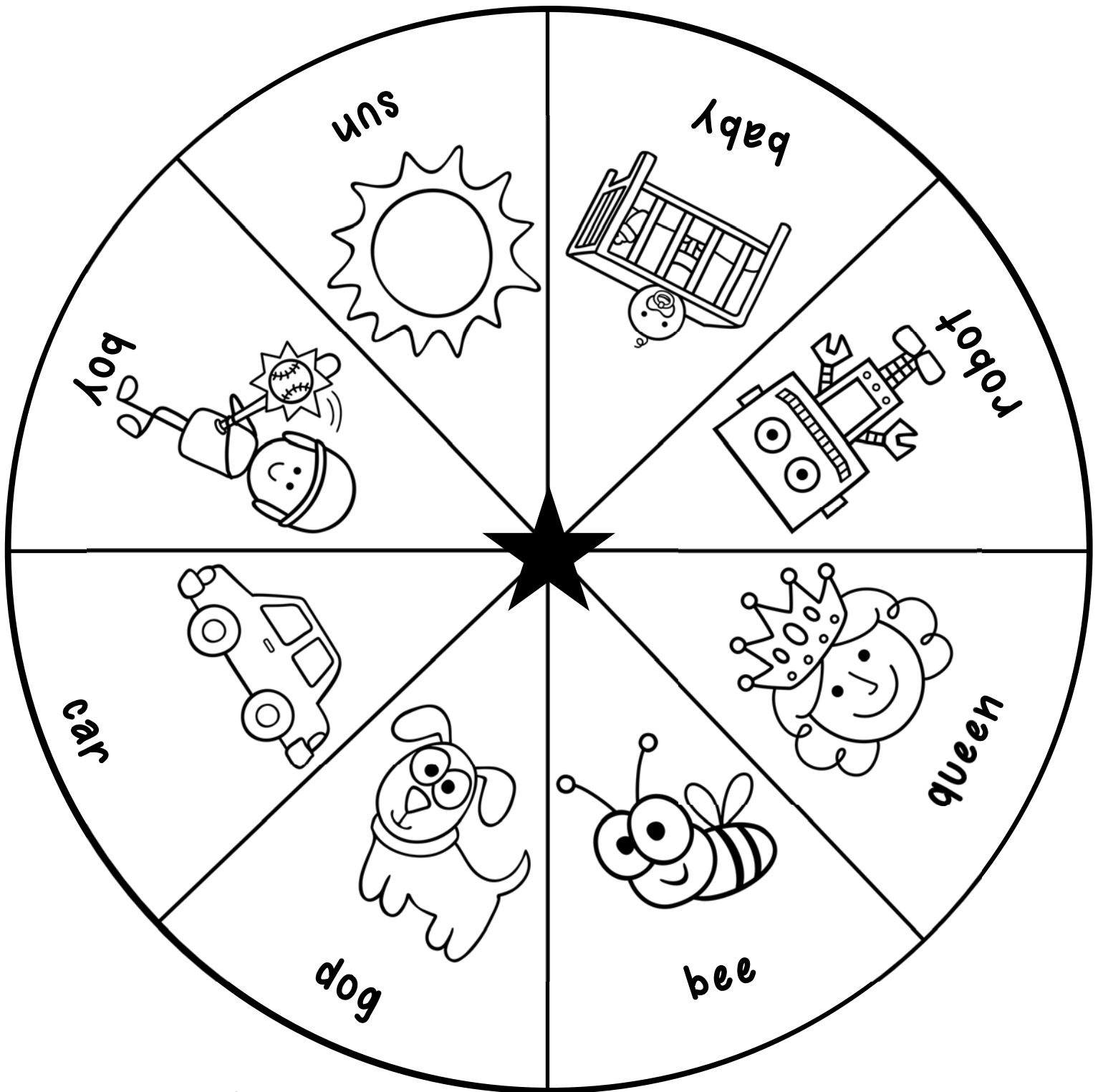
USE AN ADJECTIVE AND ADVERB!

Mom's red car drove quickly.



USE AN ADJECTIVE AND ADVERB!


A yellow bee buzzed by quietly.



Have students hold a paper clip on the star with a pencil. OR cut out the arrow and attach with a brad.

Spin It!

Spin the paper clip and roll the dice. Use an adjective, adverb, or both to describe the noun shown on the spinner in a complete sentence!



USE AN ADJECTIVE.

I saw three robots at the store.



USE AN ADVERB.

The dog barked loudly.



USE AN ADJECTIVE.

The pretty queen sat on the throne.



USE AN ADVERB.

The baby turns two tomorrow.



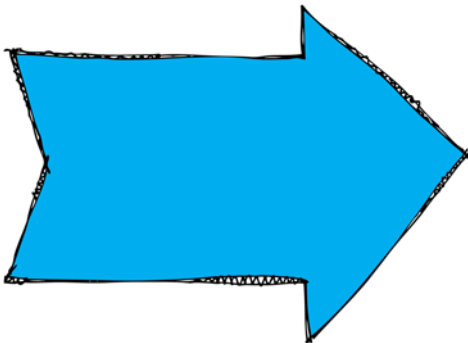

USE AN ADJECTIVE AND ADVERB!

Mom's red car drove quickly.



USE AN ADJECTIVE AND ADVERB!

A yellow bee buzzed by quietly.



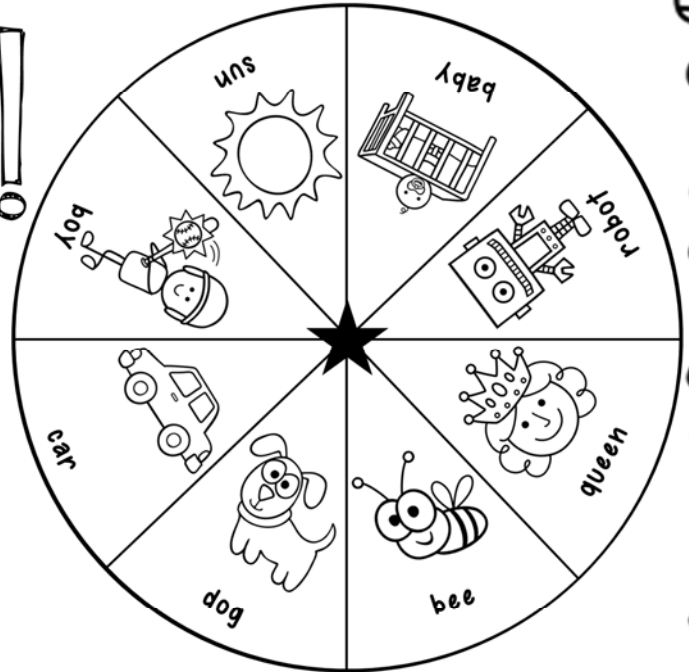
Have students hold a paper clip on the star with a pencil. OR cut out the arrow and attach with a brad.

Name: _____

Date: _____

Spin It!

Directions: Spin the paperclip to choose a noun. Use that noun, along with an adjective, adverb, or both, in a complete sentence! Then spin and write a new sentence! Be creative!



**USE AN
ADJECTIVE.**

Circle it!

**USE AN
ADVERB.**

Underline it!

**USE AN ADJECTIVE &
ADVERB!**

*Circle the adjective.
Underline the adverb.*

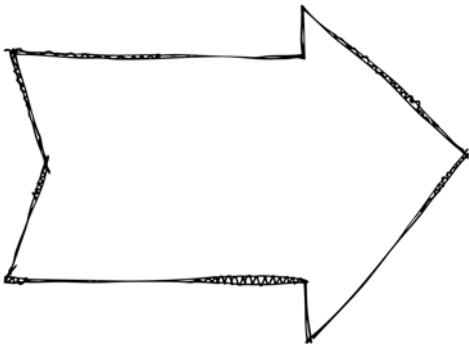
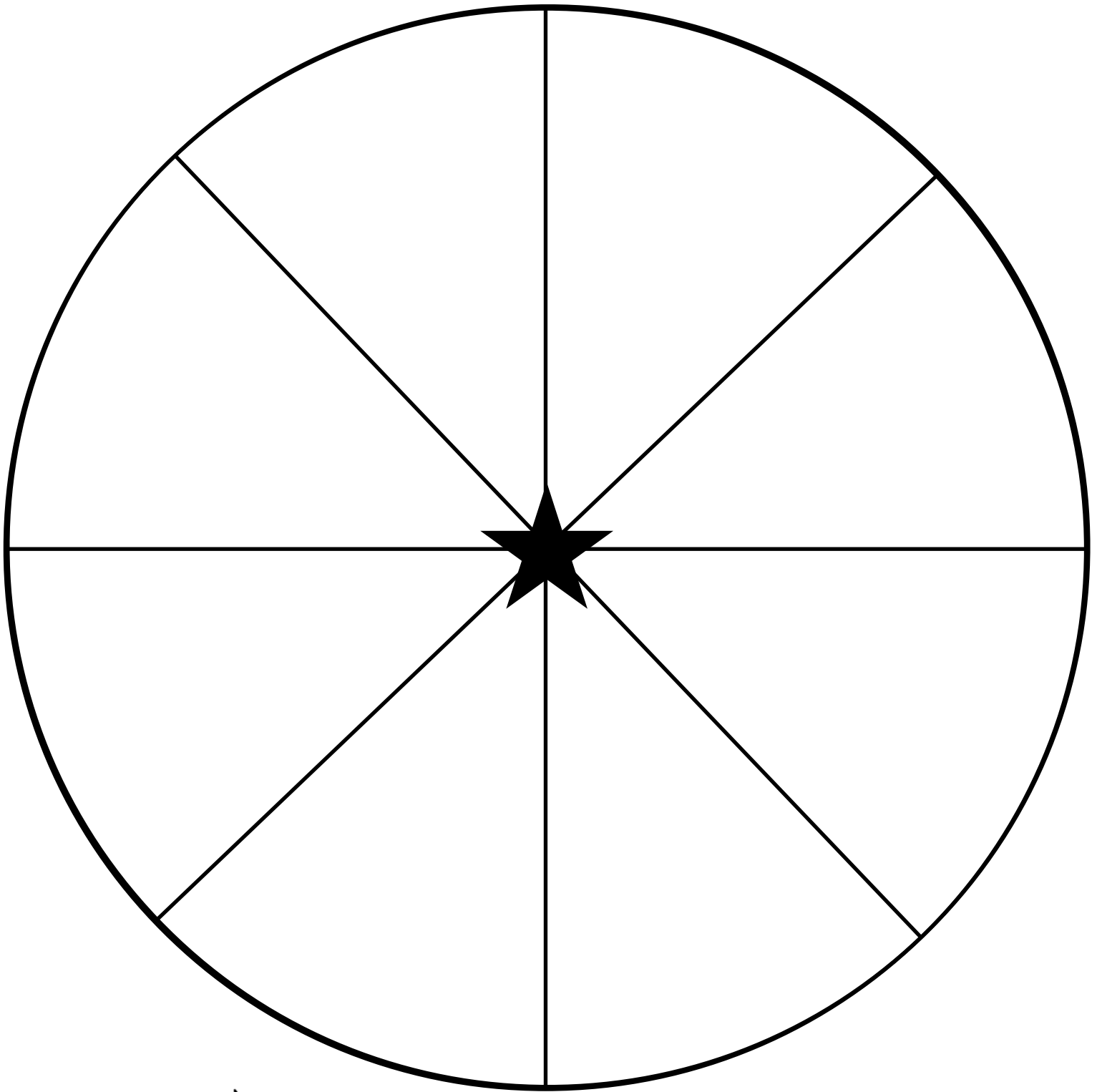
HINT

ADJECTIVES (DESCRIBE A NOUN)-

what kind or how many

ADVERBS (DESCRIBE A VERB)-

when, where, or how



Draw 1 noun in each space. Use this to play "Spin It!" with your own words!