



## Heritage Elementary Second Grade Outreach Learning

April 27 – May 1

Click on our picture for a message from your principals and the books to listen to our read alouds:


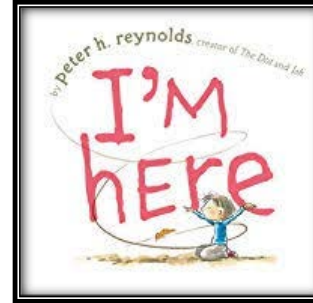
Haga clic en nuestra imagen para ver un mensaje de sus directores y los libros para escuchar nuestras lecturas en voz alta:



English Message



Spanish Message



**Counselor's Corner:** <https://www.smores.com/245ep>

**Nurse's News:** <https://www.smores.com/mqf8a>

If your child receives Special Education, Section 504, or Dyslexia services, services will be addressed weekly by your child's teacher via email.  
Si su hijo recibe servicios de Educación Especial, Sección 504 o Dislexia, la maestra de su hijo se ocupará semanalmente de los servicios por correo electrónico.

If there are any questions, please feel free to email your child's teacher at:

Si tiene alguna pregunta, favor de enviar un correo electrónico al maestra/o de su hijo a:

Mrs. Cole: [colea@lpisd.org](mailto:colea@lpisd.org)

Mrs. Raymundo: [raymundomari@lpisd.org](mailto:raymundomari@lpisd.org)

Ms. Trexler: [trexlerh@lpisd.org](mailto:trexlerh@lpisd.org)

**2<sup>nd</sup> Grade Office Hours/Horario de oficina para las maestras de 2a grado:** 9-11 am and 1-3 pm

### Grades/Grados:

Assignments for the week of April 27-May 1, 2020 are due on Monday, May 4, 2020 by 8:00 a.m.

Las asignaciones para la semana del 27 de abril al 1 de mayo de 2020 vencen el martes 4 de mayo de 2020 a las 8:00 a.m.

## Reading/Language Arts

### HMH/Clever/Study Island

**Objective(s):** 2.D Students will identify the central idea and supporting details

**Objective for English Language Learners:** use prior knowledge and experiences to understand meanings in English.[1A listen to and derive meaning from a variety of media such as audio tape, video, DVD, and CD ROM to build and reinforce concept and language attainment-2F speak using a variety of grammatical structures, sentence lengths, sentence types, and connecting words with increasing accuracy and ease as more English is acquired.[3C]

### **Weekly Activities:**

Day 1: The students will listen to “Snappy The Alligator” on storyonline.net. As you are listening, think about the character, setting and plot of the story.

<https://www.storyonline.net/books/snappy-the-alligator/>

Day 2: The student will log into HMH – click on assignments

Click on My Book – “Hollywood Chicken” and begin reading. Once you have read the story a few times and feel ready, you will complete the online assessment.

Day 3: The student will log into HMH – click on assignments

Click on My Book – “Working with Others” and begin reading. Once you have read the story a few times and you feel ready, you will complete the online assessment.

Day 4: Students will log into their Clever account and locate Study Island. The student will begin by clicking active assignment – “Synthesize Literature” and “Plot”

Day 5: Students will log into their Clever account and locate Study Island. The student will begin by clicking active assignment – “Punctuation” and “Prepositions and Prepositional Phrases” (hint: prepositions are short words (on, in, to) that usually stand in front of nouns)

**Assessment(s):** Assessments will be given online at the end of each lesson.

**\*\*Continue working on 4th nine weeks AR goal & Practice in Reading Eggs**

### **Extension:**

Open the following link:

<https://www.storyboardthat.com/> Create a storyboard (Choose one) –

- Retell a book of your choice – beginning, middle, and end
- Give your character a speech bubble to type your words in

Login: User - last name first name (no dot in the middle) Password – lplunch#

## Mathematics

### Clever/Study Island

**Objective(s):** 6A- model, create, and describe contextual multiplication situations in which equivalent sets of concrete objects are joined.

**Objective for English Language Learners:** use prior knowledge and experiences to understand meanings in English.[1A]

### **Weekly Activities:**

1. Watch “What is Multiplication?”

<https://www.youtube.com/watch?v=dPksJHBZs4Q>

2. Envision Math Lesson 9-1 Repeated Addition and Subtraction: watch both videos and complete online quiz

3. Watch “Multiplication for Kids”

<https://www.youtube.com/watch?v=eW2dRLyoyds>

4. Envision Math Lesson 9-2: “Writing Multiplication Stories”: Watch both videos and complete online quiz

### Envision Math

Go to student portal

Click online textbooks

Click Pearson Texas (K-12)

Login:

Username:lastname.firstname Password:lplunch#

Click enVisionMATH Texas 2.0 Grade 2

Click Classes

Scroll down to your Math Lessons

**Assessment(s):** Students will complete the online quizzes online from Envision.

## Science

### Clever/Study Island

**Objective(s):** The student will investigate and record some of the unique stages that insects undergo during their life cycle.

**Objective for English Language Learners:** use prior knowledge and experiences to understand meanings in English.[1A]

### **Weekly Activities:**

1. The student will watch the virtual field trip regarding butterflies and their life cycle. Start the video around the 6 minute mark and watch until the end. After watching, the student will create a drawing of the butterfly life cycle or make a video explaining the life cycle of a butterfly and upload it onto flipgrid.  
<https://www.youtube.com/watch?v=9v0w3yljoxk>
2. The student will log into clever, click on iXL and complete the lesson "Pollinator: Painted Lady Butterfly".

**Assessment(s):** Students will be assessed online through iXL and Flipgrid.

## Social Studies

### Studies Weekly

**Objective(s):** The student will identify state and national symbols that reflect an American love of individualism, inventiveness, and freedom.

**Objective for English Language Learners:** use prior knowledge and experiences to understand meanings in English.[1A]

### **Weekly Activities:**

1. The student will log into clever, click on studies weekly, and select week 18. Read through the weekly then when you are ready, take the quiz. Make sure to go back into the weekly to help answer questions.
2. The student will log into clever, click on iXL and complete the lesson "Identify American Symbols, landmarks, and monuments".

\*Remember, your child's grade will improve once the teacher goes in and finishes grading the studies weekly. Please do not worry!\*

**Assessment(s):** Students will be assessed online through studies weekly and iXL.

## Lectura/Artes del lenguaje

### LECTURA

#### Actividades semanales:

**Día 1:** Los estudiantes escucharán "Snappy The Alligator" en storyonline.net. Mientras escucha, piense en el personaje, el escenario y la trama de la historia.  
<https://www.storyonline.net/books/snappy-the-alligator/>

**Día 2:** El alumno iniciará sesión en HMH - haga clic en *Assignments*. Haga clic en My Book - "Hollywood Chicken" y comience a leer. Una vez que haya leído la historia varias veces y se sienta listo, completará la evaluación en línea.

**Día 3:** El alumno iniciará sesión en HMH - haga clic en *Assignments*. Haga clic en My Book - "Working with Others" y comience a leer. Una vez que haya leído la historia varias veces y se sienta listo, completará la evaluación en línea.

**Día 4:** Los estudiantes iniciarán sesión en su cuenta inteligente y localizarán Study Island. El alumno comenzará haciendo clic en *Active Assignments*: "*Synthesize Literature*" y "*Plot*"

: Los estudiantes iniciarán sesión en su cuenta inteligente y localizarán Study Island. El alumno comenzará haciendo clic en la asignación activa: "*Punctuation*" y "*Prepositions and prepositional phrases*" (pista: las preposiciones son palabras cortas (on, in, to) que generalmente se encuentran delante de los sustantivos)

Evaluación (es): las evaluaciones se realizarán en línea al final de cada lección.

\*\* Continúe trabajando en la cuarta meta de nueve semanas y práctica en *Reading Eggs*

Extensión:

Abre el siguiente enlace: <https://www.storyboardthat.com/>

Crear un guión gráfico

- Cuente una historia sobre cómo se siente al aprender en casa
- Vuelve a contar un libro de tu elección: principio, medio y final
- Dale a tu personaje un globo de diálogo para escribir tus palabras
- Guarda tu trabajo

Inicio de sesión: Usuario - apellido nombre (sin punto en el medio)

Contraseña - Lplunch #

## Matemáticas

### MATEMATICAS

#### Actividades semanales:

1. Mire "What is multiplication?"  
<https://www.youtube.com/watch?v=dPkSJHBZs4Q>

2. Envision Math Lección 9-1 *Repeated addition and subtraction*: mira ambos videos y completa el cuestionario en línea

3. Mira "*Multiplication for kids*"

<https://www.youtube.com/watch?v=eW2dRLyoyds>

4. Envision Math Lección 9-2: "*Writing multiplication stories*": mira ambos videos y completa el cuestionario en línea

#### Envision Math

#### Ir al portal de "Students"

Haga Clic online textbooks

Haga Clic Pearson Texas (K-12)

Login: Username:lastname.firstname

Password:lplunch#

Haga Clic enVisionMATH Texas 2.0 Grade 2

Haga Clic Classes

Desplácese hacia abajo a Math Lessons

**Evaluación (es): los estudiantes completarán las secciones de práctica en línea en línea desde HMH**

## Ciencias

### CIENCIAS:

#### Actividades semanales:

1. El estudiante observará la excursión virtual sobre las mariposas y su ciclo de vida. Comienza el video alrededor de los 6 minutos y mira hasta el final. Después de mirar, el estudiante creará un dibujo del ciclo de vida de una mariposa o hará un video explicando el ciclo de vida de una mariposa y lo subirá a la Flipgrid.

<https://www.youtube.com/watch?v=9v0w3yljoxk>

2. El alumno iniciará sesión de *Clever*, haga clic en iXL y completará la lección "Pollinator: Painted Lady Butterfly".

Evaluación (es): los estudiantes serán evaluados en línea a través de *Flipgrid* e *iXL*.

## Estudios Sociales

### ESTUDIOS SOCIALES:

#### Actividades semanales:

1. El alumno iniciará sesión de *Clever*, hará clic en *Studies Weekly* y seleccionará la semana 18. Lea el semanario y luego, cuando esté listo, realice el cuestionario. Asegúrese de volver al semanario para ayudar a responder preguntas.
2. El alumno iniciará sesión de *Clever*, hará clic en iXL y completará la lección "Identify American Symbols, landmarks, and monuments".

\* Recuerde, la calificación de su hijo mejorará una vez que el maestro entre y termine de calificar los estudios semanalmente. ¡Por favor no te preocupes!\*

Evaluación (es): los estudiantes serán evaluados en línea a través de estudios semanales e iXL.

**Coach Hatfield and Ms. Lupold have your 6<sup>th</sup> Set of lessons and activities here!**  
**Stay strong physically and in your heart as you exercise, play and make music a new way!**  
**Live links to more lessons are on the pages below the lesson plan text boxes.**

If there are any questions, please feel free to email:

**P.E. Coach** at: [hatfiledt@lpisd.org](mailto:hatfiledt@lpisd.org) for physical education questions

**Office hours for P.E. are: 9:00-11:00 and 1:00-3:00 Monday – Friday**

**Coaches' Message:** Stay Fit! Be Active!

**Music/Art Teacher** at: [lupoldj@lpisd.org](mailto:lupoldj@lpisd.org) for questions about music or art

**Office hours for MUSIC & ART are: 9:00-11:00 and 1:00-3:00 Monday - Friday**

**Fine Arts Message:** Lessons on Quaver are the required lessons for Music. This week will also include Enrichment and Extension lessons with links to sites for more music and art experiences.

## Music & Art - Week 6 – April 27- May 1

**Objective(s):** Students will perform our Dance of the Month for April from Edumotion SEL Journeys. This month our dance is from **AUSTRALIA!**

**Grades K-5:** Students will participate in an authentic Australian dance called the **CORROBOREE**. Follow the voice and demonstrated instructions on the video that Ms. Lupold created for you.

Weekly Activities:

**Grades K -5** Click on the link to the SEL Journeys dance below or on our Interactive Page at the bottom of these lesson plans to open the video for your dance. Learn how to dance the **CORROBOREE** and get family members to join in the fun! Listen to the rhythms being played during the dance as you move. Can you play some of those rhythms on your found instrument at home?

Send Ms. Lupold the video or a link to the video of your dancing fun.

Explore more dances and games on [gonoodle.com](http://gonoodle.com) or on The Learning Station's YouTube channel!

**AUSTRALIAN CORROBOREE DANCE VIDEO LINK:**

[https://drive.google.com/file/d/1XCq5Je8A\\_nGoiqYkEc7M-bERAx\\_bnLtw/view](https://drive.google.com/file/d/1XCq5Je8A_nGoiqYkEc7M-bERAx_bnLtw/view)

**ART LESSON:** We have several HRE parents and grandparents who are on the frontline to serve in our hospitals and ER services helping those most affected by the Corona 19 Virus. THIS WEEK'S ART assignment is to create a colorful poster thanking our community's Health Care Workers including Doctors, Nurses, and our First Responders like Police and Firemen. The posters that have the most wonderful messages and creativity will be sent to our hospitals, police stations and firehouses in the La Porte, Deer Park and surrounding Bay Area. Take a nice centered photo of just your poster and send it to Ms. Lupold. If you family wants you in the photo please know it will be shared throughout our community

\*Parents should send photos, videos of their child's art, interaction on Quaver or making and/or singing music each week. This is how I will assign grades.

## Physical Education - Week 6 – April 27- May 1

**Objective(s):** Describe and select physical activities that provide opportunities for enjoyment and challenge. Cardiovascular endurance, Upper body, abdominal and legs' muscles' strength and endurance. Rhythm, timing, body coordination, travelling in different ways without falling, demonstrate clear contrast between slow and fast movement when travelling.

**English Language Learners Objectives:** Listen to and derive meaning from variety of media such as audio, videos and pictures to build and reinforce concepts and language attainment.

**Weekly Activities:**

Daily Exercise from P.E. Menu and List of Daily choices – See Below

**Assessment(s):** Print Fitness Log sheet or create your own with notebook paper or copy paper. Scan or email a photo of the completed log to [hatfieldt@lpsd.org](mailto:hatfieldt@lpsd.org).

P.E. Daily Exercises or choose an exercise to do from the daily choices list on the bottom.

## Stay Fit! And Be Active!

### Monday

30 High Plank,  
30 Superman exercise,  
30 Glute Bridge  
(Repeat all of them 2x).  
Click the video below for instructions.



Or



### Tuesday

Big Fish Little Fish



Or

Ice Cream and Cake Dance



### Wednesday

Kinder & 1<sup>st</sup>



2<sup>nd</sup> – 5<sup>th</sup> Grade

Cupid Shuffle Line Dance



### Thursday

Kids Yoga Kinder – 2nd



3<sup>rd</sup> – 5<sup>th</sup> Grade



Or

Pokémon Cosmic Kids Yoga




### Friday



Or

Would You Rather Fitness



**Daily Choices:** Run up and down your stairs for 15 minutes

50 Jumping Jacks / jump rope

Clean your room

Do some gardening (rake leaves and pull weeds)

Take a Family Walk or Ride Bike for 30 minutes

Vacuum or Sweep and Mop the entire house

Dust all the Windows and Furniture

Help with laundry/ fold clothes

Arrange closet/dresser and shoe racks







# Music and Art Links



Quaver Music Lessons: **\*\*\*Please use Clever to sign into Quaver.\*\*\***

Log on to Clever with user name and password:

Click on the Quaver App

Go to the Student Dashboard



Choose: Creatives then "QBackBeat Lite" to compose your own music.

Use your own instruments to play along with your digital drum music.

**APRIL DANCE OF THE MONTH – SEL JOURNEYS  
CORROBOREE – AUSTRALIA**

**AUSTRALIAN CORROBOREE DANCE VIDEO LINK:**

[https://drive.google.com/file/d/1XCq5Je8A\\_nGoiqYkEc7M-bERAx\\_bnLtw/view](https://drive.google.com/file/d/1XCq5Je8A_nGoiqYkEc7M-bERAx_bnLtw/view)

**Other Great Dance Sites:**

[www.gonoodle.com](http://www.gonoodle.com)

<https://www.youtube.com/user/TheLearningStation>

**THANK OUR DR.'s & NURSES and POLICE & FIREMEN POSTER ART**

**Create a colorful poster Thanking our Community's Health Care Workers including  
Doctors, Nurses, and our First Responders like Police and Firemen.**

The posters that have the most wonderful messages, colorful design and creativity will be SHARED with our hospitals, police stations and firehouses in the La Porte, Deer Park and surrounding Bay Area. Take a nice centered photo of just your poster and send it to Ms. Lupold. If your family wants you in the photo please know it will be shared throughout our community AND online.

Poster Link for Coloring: <https://themumeducates.com/free-colouring-sheets-for-kids-doctors-nurses-nhs/>

**These posters are due by May 4th!**