



Heritage Elementary Kindergarten Outreach Learning

April 27 – May 1, 2020

Click on our picture for a message from your principals and the books to listen to our read alouds:


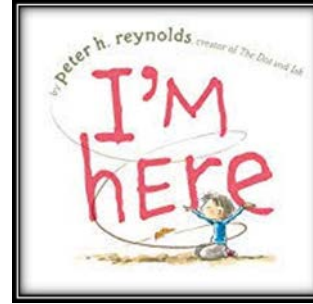
Haga clic en nuestra imagen para ver un mensaje de sus directores y los libros para escuchar nuestras lecturas en voz alta:



English Message



Spanish Message



Counselor's Corner: <https://www.smore.com/245ep>

Nurse's News: <https://www.smore.com/mqf8a>

If your child receives Special Education, Section 504, or Dyslexia services, services will be addressed weekly by your child's teacher via email. ++ Si su hijo recibe servicios de Educación Especial, Sección 504 o Dislexia, los servicios serán dirigidos semanalmente por el maestro de su hijo por correo electrónico.

KINDERGARDEN TEACHER CONTACT HOURS: 8:00-11:00 and 2:00-4:00

HORAS DE CONTACTO PARA LAS MAESTRAS DE KINDERGARDEN: 8:00-11:00 y 2:00-4:00

If there are any questions, please feel free to email your child's teacher at: Si tiene preguntas, envíe un correo electrónico al maestro de su hijo a:

ADAMSAN@LPISD.ORG ADAMS
MOOREL@LPISD.ORG MOORE

ALVAREZMA@LPISD.ORG ALVAREZ
SERRANOJ@LPISD.ORG SERRANO

Grades

Assignments for the week of April 27 - May 1, 2020 are due on Monday, May 4, 2020 by 8:00 a.m.

Las asignaciones para la semana del 27 de abril al 1 de mayo de 2020 terminan el lunes 4 de mayo de 2020 a las 8:00 a.m.

Reading/Language Arts

HMH: Into Reading/jArriba la Lectura!

Objective(s): I can/will actively listen and answer questions about the following books. Students will make connections to the books.

Objective for English Language Learners: 21, 3E, 4G, 4A, 4C

Weekly Activities:

Weekly Activities

Read Aloud: Welcome Home, Bear

<https://youtu.be/akNWQzi7Z2M>

Use pictures on the cover of the book and make a predictions about the story. Also discuss the different parts of a book, author, and illustrator. *Read story book and ask questions while reading. After reading discuss the story elements (characters, setting, plot, main character of the story, and solution)

Assessment(s): Draw a habitat Bear visited and write about why it did not work for Bear. **Grade**

Phonics : M, W, F practice using Reading Eggs, Iread or Kids A-Z Login for Reading Eggs is located through Clever (LPISD>Students>Clever) Username: Lastname.firstname Password: LP(student id#)

Tu/Th Practice the following sight words: where, what, when, how, why, which, that, those, there, these - send photo to your teacher/seesaw. **Grade**

Mathematics

Pearson enVision Mathematics English/Español)

Objective(s): I can/will identify pennies, nickels, dimes, and quarters by name. K.4A

Objectives for English Language Learners: 1A, 1C, 2E, 3E, 3F

Weekly Activities:

Monday-

Watch the following video: <https://youtu.be/jUBziN7orcQ>

Have student practice writing the word quarter, writing twenty-five cent using the number twenty-five and the cent sign, and then draw four circles with a q in each circle and then write that amount. **Grade**

Tuesday-

IXL or splashlearn.com- 20 minutes

Wednesday-

Directions: Have your child collect quarters around the house. Next have them put them on a piece of paper and have them count how many quarters they found. Next, have them write the amount in two different ways from the video. **Grade**

Assessment(s): You can take a picture of your child's work on Seesaw, remind or e-mail.

Science

[STEMscopes \(English/Español\)](#)

Objective(s): Students will identify characteristics and basic needs of animals.

Objective for English Language Learners: ELPS: 2F, 5B

Activity 1: Basic Needs: Watch the video:

https://www.youtube.com/watch?v=k4UDf3tF_O4

What 4 things does an animal need to live? Create a list or web of why they need those things. **Grade**

Activity 2: Animals Move: Watch the video

https://www.youtube.com/watch?v=tS8EA3_ird0

Go around the house/backyard and show how these animals move: Bear, Frog, Snake, Cheetah, Bird, Fish, Monkey.

Activity 3: Animal Habitats:

<https://www.youtube.com/watch?v=ZrSWYE37MJs>

Habitats are where animals find their basic needs: shelter, food and water.

There are different types of habitats. Draw a picture of your favorite animal and the habitat that they live in. **Grade**

Assessment(s): Send a picture on Remind, Seesaw or e-mail. Students will get a grade for participation.

[STEMscopes \(English/Español\)](#)

Objective(s): Los estudiantes identificarán las características y necesidades básicas de los animales.

Objective for English Language Learners: ELPS: 2F, 5B

Actividad 1: Necesidades básicas: Vea el video:

https://www.youtube.com/watch?v=k4UDf3tF_O4 ¿Qué 4 cosas necesita para vivir un animal? Crea una lista o una red de por qué necesitan esas cosas. **Grado**

Actividad 2: Animales Moverse: Mira el video

https://www.youtube.com/watch?v=tS8EA3_ird0 Ir alrededor de la casa / patio trasero y muestra cómo se mueven estos animales: oso, rana, serpiente, guepardo, pájaro, pescado, mono.

Actividad 3: Hábitats animales: <https://www.youtube.com/watch?v=ZrSWYE37MJs>

Las hábitats son donde los animales encuentran sus necesidades básicas: refugio, comida y agua. Hay diferentes tipos de hábitats. Dibuja un dibujo de tu animal favorito y el hábitat en el que viven. **Grado**

Evaluación(s): Envíe una foto en Remind, Seesaw o correo electrónico. El estudiante obtendrá una calificación de participación.

Social Studies

[Studies Weekly \(English/Español\)](#)

Objective(s): The student will create and interpret a map of their room. K15B

Objective for English Language Learners: 5B

Weekly Activities:

Maps help us see the world like a bird does – from the top looking down. They help us find where we are going and show us more about the world around us.

Watch the read aloud [Me on the Map](#).

<https://youtu.be/21keh7LS8K8>

Assessment(s): Draw a map of your room.

Send a picture on Remind, Seesaw or e-mail. Students will get a grade for participation.

[Studies Weekly \(English/Español\)](#)

Objective(s): El estudiante creará e interpretará un mapa de su habitación. K15B

Objective for English Language Learners: 5B

Actividades para la semana:

Los mapas nos ayudan a ver el mundo como lo ve un pajarito, desde arriba mirando hacia abajo. Nos ayudan a ver y encontrar a dónde vamos y nos muestran más sobre el mundo que nos rodea.

Mire la lectura en voz alta [Me on the Map](#).

<https://youtu.be/21keh7LS8K8>

Evaluación(s) Dibuja una mapa de su habitación.

Envíe una foto en Remind, Seesaw o correo electrónico. El estudiante obtendrá una calificación de participación.

Lectura

[HMH: Into Reading/¡Arriba la Lectura!](#)

Objective(s): Puedo activamente escuchar y responder a preguntas sobre una historia y hacer conexiones con la historia.

Objective for English Language Learners: 2I, 4G

Weekly Activities:

Read Aloud: *Welcome Home, Bear*

<https://youtu.be/akNWQzi7Z2M>

Use las imágenes en la portada del libro y haga predicciones sobre la historia. También discuta las diferentes partes de un libro, autor e ilustrador. * Lea el libro de cuentos y haga preguntas mientras lee. Después de leer, discuta los elementos de la historia (personajes, escenario, argumento, personaje principal de la historia y solución)

Evaluación(es): Dibuja un hábitat donde el oso visitado y escribe sobre por qué no funcionó para Bear. **Grado**

Phonics - L, M, V practicaré 30 minutos en Reading Eggs, o Iread, o Kids A-Z Inicio para Reading Eggs es por Clever (LPISD>Students>Clever) Usuario: Lastname.firstname Clave: LP(student id#)

M/J Practice the following sight words: where, what, when, how, why, which, that, those, there, these - send photo to your teacher/seesaw. **Grade**

Mathematico

[Pearson enVision Mathematics English/Español](#)

Objetivo(s): Puedo/identificaré centavos, níquel, moneda de diez centavos y peseta por nombre.

Objectives for English Language Learners: 1A, 1C, 2E, 3E, 3F

Actividades para la semana:

lunes-

Watch the following video: <https://youtu.be/jUBzjN7orcQ>
El estudiante practica escribir la palabra quarter la (moneda de veinticinco centavos) usando el número veinticinco y el signo de centavo, y luego dibujar cuarto círculos con una Q en cada círculo y luego escribir esa cantidad. **Grado**

martes-

IXL or splashlearn.com- 20 minutes

miércoles-

Instrucciones: Haga que su hijo recoja las monedas de veinticinco centavos por alrededor de la casa. Luego pídale que los pongan en una hoja de papel y cuenten cuántos encontraron. Luego pídale que escriban el número de dos maneras diferentes como en el video. **Grado**

Evaluación(s): Tome una foto del trabajo de su hijo y envíe por correo electrónico a su maestra

Coach Hatfield and Ms. Lupold have your 6th Set of lessons and activities here!
Stay strong physically and in your heart as you exercise, play and make music a new way!
Live links to more lessons are on the pages below the lesson plan text boxes.

If there are any questions, please feel free to email:

P.E. Coach at: hatfiledt@lpisd.org for physical education questions

Office hours for P.E. are: 9:00-11:00 and 1:00-3:00 Monday – Friday

Coaches' Message: Stay Fit! Be Active!

Music/Art Teacher at: lupoldj@lpisd.org for questions about music or art

Office hours for MUSIC & ART are: 9:00-11:00 and 1:00-3:00 Monday - Friday

Fine Arts Message: Lessons on Quaver are the required lessons for Music. This week will also include Enrichment and Extension lessons with links to sites for more music and art experiences.

Music & Art - Week 6 – April 27- May 1

Objective(s): Students will perform our Dance of the Month for April from Edumotion SEL Journeys. This month our dance is from **AUSTRALIA!**

Grades K-5: Students will participate in an authentic Australian dance called the CORROBOREE. Follow the voice and demonstrated instructions on the video that Ms. Lupold created for you.

Weekly Activities:

Grades K -5 Click on the link to the SEL Journeys dance below or on our Interactive Page at the bottom of these lesson plans to open the video for your dance. Learn how to dance the CORROBOREE and get family members to join in the fun! Listen to the rhythms being played during the dance as you move. Can you play some of those rhythms on your found instrument at home?

Send Ms. Lupold the video or a link to the video of your dancing fun.

Explore more dances and games on gonoodle.com or on The Learning Station's YouTube channel!

AUSTRALIAN CORROBOREE DANCE VIDEO LINK:

https://drive.google.com/file/d/1XCq5Je8A_nGoiqYkEc7M-bERAx_bnLtw/view

ART LESSON: We have several HRE parents and grandparents who are on the frontline to serve in our hospitals and ER services helping those most affected by the Corona 19 Virus. THIS WEEK'S ART assignment is to create a colorful poster thanking our community's Health Care Workers including Doctors, Nurses, and our First Responders like Police and Firemen. The posters that have the most wonderful messages and creativity will be sent to our hospitals, police stations and firehouses in the La Porte, Deer Park and surrounding Bay Area. Take a nice centered photo of **just your poster** and send it to Ms. Lupold. If you family wants **you** in the photo please know it will be shared throughout our community

*Parents should send photos, videos of their child's art, interaction on Quaver or making and/or singing music each week. This is how I will assign grades.

Physical Education - Week 6 – April 27- May 1

Objective(s): Describe and select physical activities that provide opportunities for enjoyment and challenge. Cardiovascular endurance, Upper body, abdominal and legs' muscles' strength and endurance. Rhythm, timing, body coordination, travelling in different ways without falling, demonstrate clear contrast between slow and fast movement when travelling.

English Language Learners Objectives: Listen to and derive meaning from variety of media such as audio, videos and pictures to build and reinforce concepts and language attainment.

Weekly Activities:

Daily Exercise from P.E. Menu and List of Daily choices – See Below

Assessment(s): Print Fitness Log sheet or create your own with notebook paper or copy paper. Scan or email a photo of the completed log to hatfieldt@lpisd.org.

P.E. Daily Exercises or choose an exercise to do from the daily choices list on the bottom.

Stay Fit! And Be Active!

Monday

30 High Plank,
30 Superman exercise,
30 Glute Bridge
(Repeat all of them 2x).
Click the video below for instructions.



Or



Tuesday

Big Fish Little Fish



Or

Ice Cream and Cake Dance



Wednesday

Kinder & 1st



2nd – 5th Grade

Cupid Shuffle Line Dance



Thursday

Kids Yoga Kinder – 2nd



3rd – 5th Grade



Or

Pokémon Cosmic Kids Yoga




Friday



Or

Would You Rather Fitness



Daily Choices: Run up and down your stairs for 15 minutes

50 Jumping Jacks / jump rope

Do some gardening (rake leaves and pull weeds)

Take a Family Walk or Ride Bike for 30 minutes

Clean your room

Vacuum or Sweep and Mop the entire house

Dust all the Windows and Furniture

Help with laundry/ fold clothes

Arrange closet/dresser and shoe racks



Music and Art Links



Quaver Music Lessons: *****Please use Clever to sign into Quaver.*****

Log on to Clever with user name and password:

Click on the Quaver App

Go to the Student Dashboard



Choose: Creatives then “QBackBeat Lite” to compose your own music.

Use your own instruments to play along with your digital drum music.

APRIL DANCE OF THE MONTH – SEL JOURNEYS

CORROBOREE – AUSTRALIA

AUSTRALIAN CORROBOREE DANCE VIDEO LINK:

https://drive.google.com/file/d/1XCq5Je8A_nGoiqYkEc7M-bERAx_bnLtw/view

Other Great Dance Sites:

www.gonoodle.com

<https://www.youtube.com/user/TheLearningStation>

THANK OUR DR.'s & NURSES and POLICE & FIREMEN POSTER ART

Create a colorful poster Thanking our Community's Health Care Workers including

Doctors, Nurses, and our First Responders like Police and Firemen.

The posters that have the most wonderful messages, colorful design and creativity will be SHARED with our hospitals, police stations and firehouses in the La Porte, Deer Park and surrounding Bay Area. Take a nice centered photo of just your poster and send it to Ms. Lupold. If your family wants you in the photo please know it will be shared throughout our community AND online.

Poster Link for Coloring: <https://themumeducates.com/free-colouring-sheets-for-kids-doctors-nurses-nhs/>

These posters are due by May 4th!