

1<sup>st</sup> Grade – WEEK 5

Work in this packet does not need to be turned in to the office. It is optional if you want to submit it to your teacher via email or messaging app. After this packet it is summer break! Enjoy your break and best of luck in 2<sup>nd</sup> grade!!

<u>Monday</u> May 18 <sup>th</sup> , 2020	<u>Tuesday</u> May 19 <sup>th</sup> , 2020	<u>Wednesday</u> May 20 <sup>th</sup> , 2020	<u>Thursday</u> May 21 <sup>st</sup> , 2020	<u>Friday</u> May 22 <sup>nd</sup> , 2020
<u>Reading:</u> <input type="checkbox"/> Reading Log 15-20 minutes or go on iRead for 20 minutes	<u>Reading:</u> <input type="checkbox"/> Reading Log 15-20 minutes or iRead 20 minutes	<u>Reading:</u> <input type="checkbox"/> Reading Log 15-20 minutes or iRead 20 minutes	<u>Reading:</u> <input type="checkbox"/> Reading Log 15-20 minutes or iRead 20 minutes	<u>Reading:</u> <input type="checkbox"/> Reading Log 15-20 minutes or iRead 20 minutes
<u>Reading Comprehension</u> <input type="checkbox"/> Read story for fluency	<u>Reading Comprehension</u> <input type="checkbox"/> Read story for fluency	<u>Reading Comprehension</u> <input type="checkbox"/> Read story for fluency	<u>Reading Comprehension</u> <input type="checkbox"/> Read story for fluency	<u>Reading comprehension:</u> <input type="checkbox"/> Answer the questions
<input type="checkbox"/> <u>Narrative Writing:</u> Write about a day at the beach. Be as creative as you would like.	<input type="checkbox"/> <u>Math/Writing:</u> Draw a picture using different shapes. Write about your picture.	<input type="checkbox"/> <u>Opinion writing:</u> What was your favorite activity in 1 <sup>st</sup> grade?	<input type="checkbox"/> <u>Free choice:</u>	<input type="checkbox"/> <u>Informative writing:</u> Write about what you would see at the beach.
<u>Math:</u> <input type="checkbox"/> Complete Monday activity	<u>Math:</u> <input type="checkbox"/> Complete Tuesday activity	<u>Math:</u> <input type="checkbox"/> Complete Wednesday Activity	<u>Math:</u> <input type="checkbox"/> Complete Thursday Activity	<u>Math:</u> <input type="checkbox"/> Complete word problem

If you have any questions about the work in this packet, please reach out to your teacher via email, or during their scheduled office hours, which are posted on <https://jacobson.tracy.k12.ca.us/>.

Thank you!!

First Grade Teachers




# My Reading Log

Weekday	Book Title	Time Spent Reading (In Minutes)	Parent Initials
Monday			
Tuesday			
Wednesday			
Thursday			

NAME: \_\_\_\_\_

WEEK OF: \_\_\_\_\_

29.0



### Beach Trip

The kids like to go to the beach. They go to the beach on a hot day. The kids get wet. Then they can sit in the sun. The kids can play in the sand. They can make a sand castle. They can look for shells. The boy and girl find nine shells. The shells are pretty. They will take the shells home. The kids can show the shells to some friends. They had fun and will go to the beach again.

12  
23  
35  
45  
55  
64  
74  
82

FLUENCY CHECK	Read #1	Read #2	Read #3	Read #4
Number of words read in 1 minute				
Number of errors				
Fluency (number of words read in 1 minute minus errors)				

# Fluency, Comprehension, and Language Homework

After you circle the answer to each question, color the letter circle that matches.

1. What is this story mostly about?

- a. The kids go to the beach.
- b. The kids are warm.
- c. There are shells at the beach.

(a) (b) (c)

2. What is one thing they find at the beach?

- a. a shark
- b. a fish
- c. shells

(a) (b) (c)

3. How do you think the kids feel at the beach?

- a. bored
- b. sad
- c. happy

(a) (b) (c)

4. What season does this story most likely take place in? How do you know?

---

---

## LANGUAGE

Read these Nonsense Words out loud.

fid          lac          rof          duj          lem          nov

Circle the word that is spelled correctly in each row.

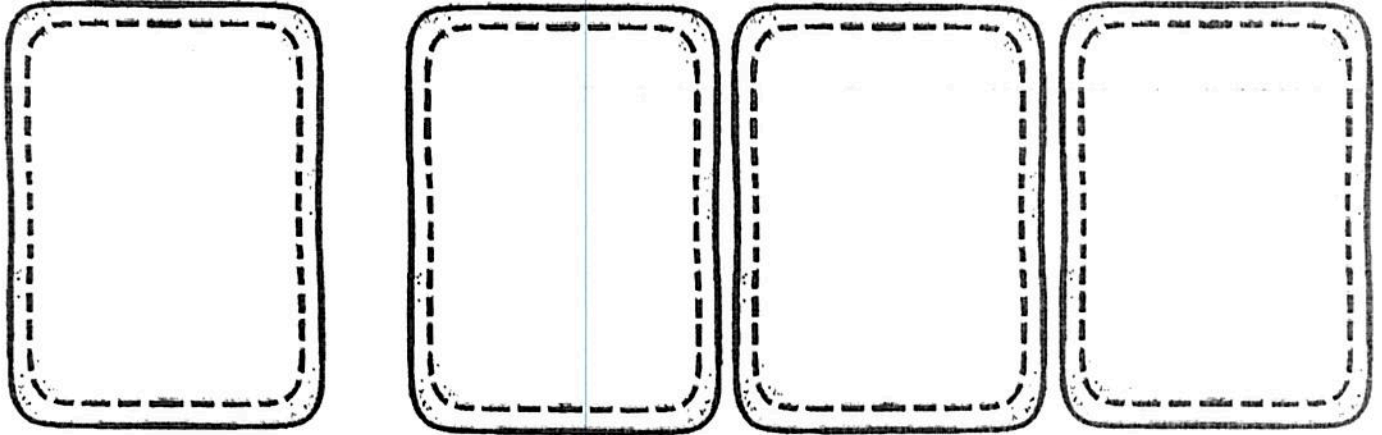
- |    |      |     |     |
|----|------|-----|-----|
| 1. | am   | ame | aem |
| 2. | thee | tha | the |
| 3. | att  | aat | at  |

Which word from the story is a verb (action word)?

kids                          swim                          chairs

Name: \_\_\_\_\_

My narrative about:




Handwriting practice lines consisting of multiple sets of solid top and bottom lines with a dashed midline.

1st Grade 3rd Trimester Writing Rubric			
Mastered Stage for Narrative, Opinion and Informative Writing			
4 - Exceeding	3 - Proficient	2 - Approaching	1 - Below
Must have all of the proficient criteria And - 3 or more sentences - 2 Adjectives	Must have these: - A Topic Sentence - 2 Supporting Reasons - A Closure - Capitals - Correct Punctuation - Finger Spaces	Must meet: - 4 of the criteria in the proficient section  Or has Incomplete Sentences	Meets: - 3 or fewer of the proficient criteria  Or is Off topic Not Comprehensible



Name: \_\_\_\_\_

My opinion about:




or



Handwriting practice lines consisting of multiple sets of three horizontal lines (top solid, middle dashed, bottom solid) for writing practice.

1st Grade 2nd Trimester Writing Rubric			
Developing Stage for Narrative, Opinion and Informative Writing			
4 - Exceeding	3 - Proficient	2 - Approaching	1 - Below
Must have all of the proficient criteria And - 3 or more sentences - 2 Adjectives	Must have these: - A Topic Sentence - 2 Supporting Reasons or Sentences - Capitals - Correct Punctuation - Finger Spaces	Must meet: - 4 of the criteria in the proficient section  Or has Incomplete Sentences	Meets: - 3 or fewer of the proficient criteria  Or is Off topic Not Comprehensible







Name: \_\_\_\_\_

1.OA.3

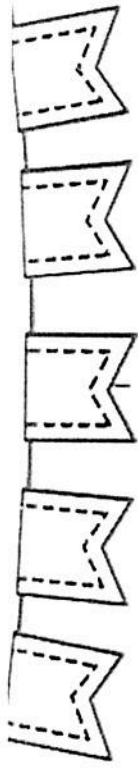
Solve the word problems. Make a picture that shows the story.

Mr. Jones put 8 blue marbles in a jar. Mr. Smith added 6 yellow marbles to the jar. What is the total number of marbles in the jar?

Write a number sentence here. → \_\_\_\_\_

$4 + 3 = 7$  and  $3 + 4 = 7$   
 $5 + 4 = \underline{\quad}$  and  $4 + 5 = \underline{\quad}$   
 $8 + 2 = \underline{\quad}$  and  $\underline{\quad} + 8 = \underline{\quad}$   
 $3 + 5 = \underline{\quad}$  and  $\underline{\quad} + 3 = \underline{\quad}$   
 $6 + 3 = \underline{\quad}$  and  $\underline{\quad} + 6 = \underline{\quad}$   
 $7 + 4 = \underline{\quad}$  and  $\underline{\quad} + 7 = \underline{\quad}$

Switch the order of the addends and find the sum!



Monday

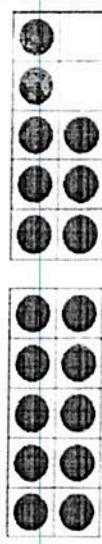
Tuesday

Look at the tens frames. Show how each number is composed.


14 = 10 + 4



18 =     +    



15 =     +    



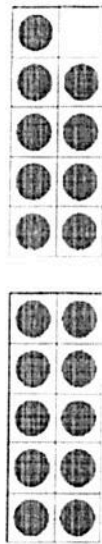
17 =     +    



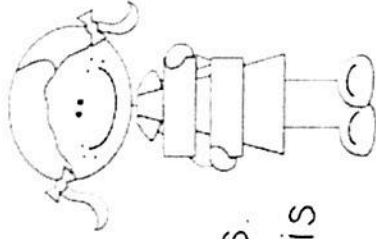

12 =     +    




19 =     +    



11 =     +    

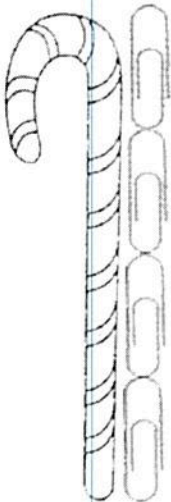


How long is the crayon?



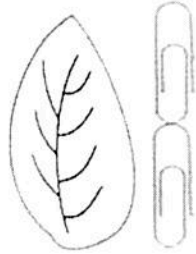
The crayon is \_\_\_\_\_ paper clips long.

How long is the candy cane?



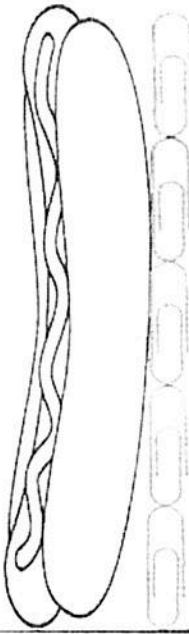
The candy cane is \_\_\_\_\_ paper clips long.

How long is the leaf?

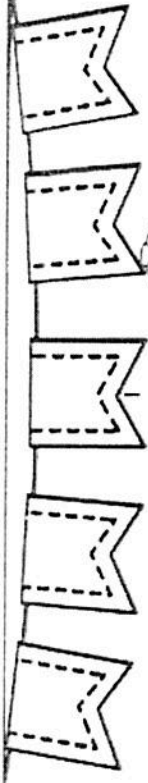


The leaf is \_\_\_\_\_ paper clips long.

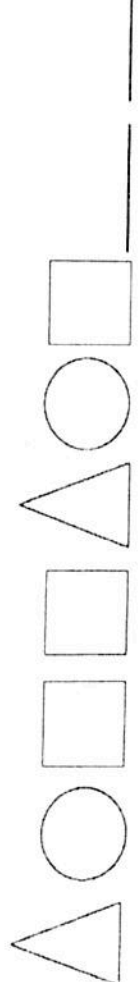
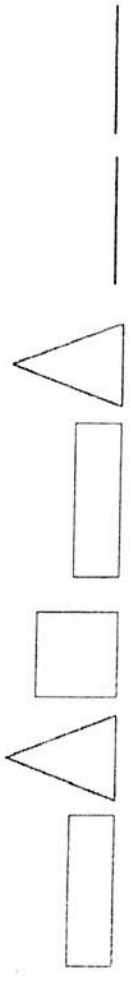
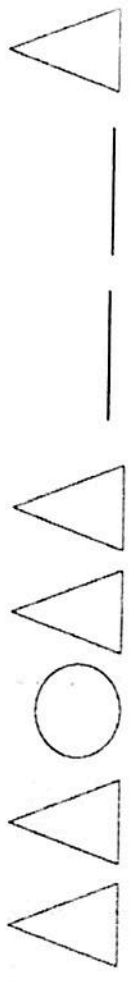
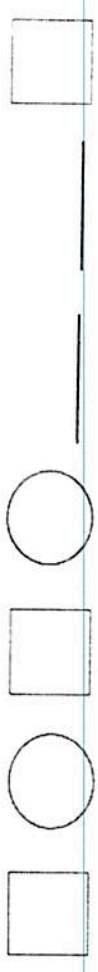

How long is the hot dog?



The hot dog is \_\_\_\_\_ paper clips long.



Look carefully at the patterns bellow. Then, complete the missing pieces.



Name: \_\_\_\_\_ Date: \_\_\_\_\_

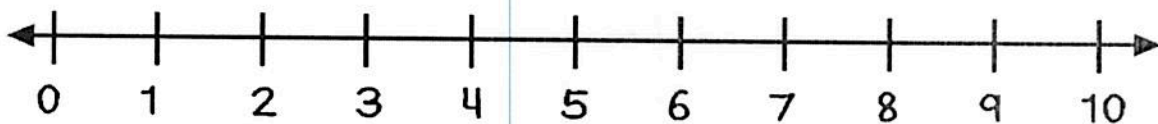
Addition result  
unknown –  
sums to 10

Isabel went to the grocery store. She got 4 apples and 6 oranges. How many pieces of fruit did she buy in all?

Draw a picture to show your thinking.

Show your work using ten frames.


Show your thinking on the number line.



Write a number sentence.

\_\_\_ 0 \_\_\_ 0 \_\_\_

What is your final answer?