

DIRECTIONS FOR COLLEGE AND CAREER ACTIVITIES FOR GRADE 9

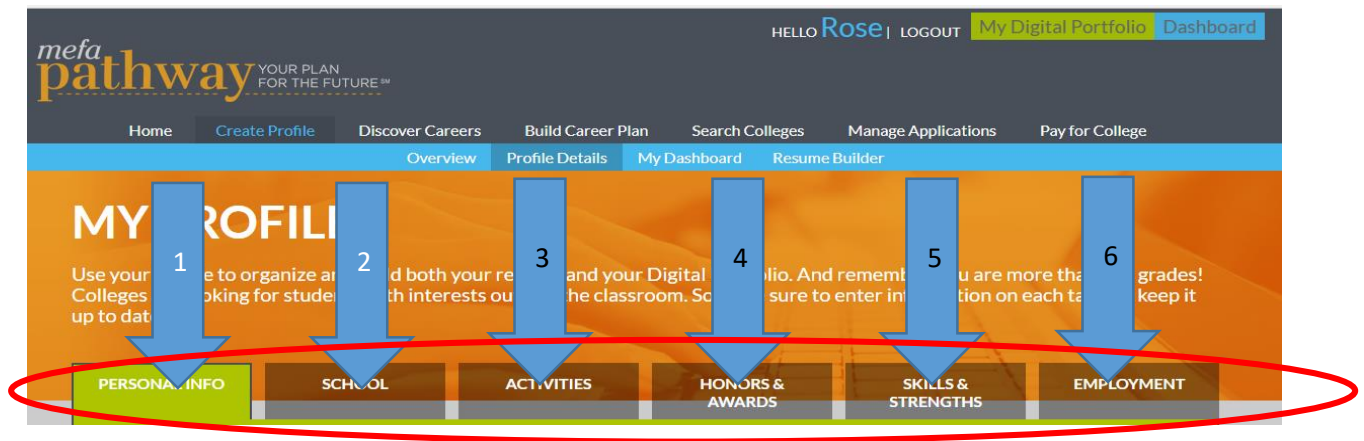
IMPORTANT: Before completing the following activities make sure you are registered for MEFApathway and have your own account. If not, follow the instructions on the “MEFApathway Registration” worksheet at the beginning of this binder.

ACTIVITY #1: WATCH AN INTRODUCTORY VIDEO AND START YOUR PROFILE

1. Log in and click on the “**OVERVIEW**” tab.
2. Click On “**HOW IT WORKS**” and watch the introductory video
3. After watching the video-Click on “**START YOUR PROFILE**”

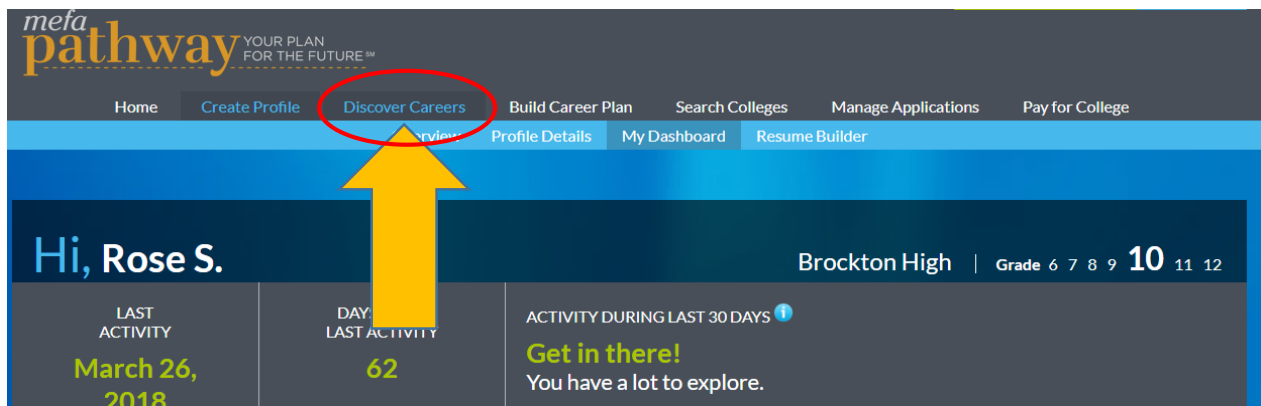


4. Once on “**START YOUR PROFILE**”_make sure you click on each tab and enter updated information for each, if applicable. You must update your profile at least once a year. This will build up automatically a **Résumé** for you. **Save your entries.**

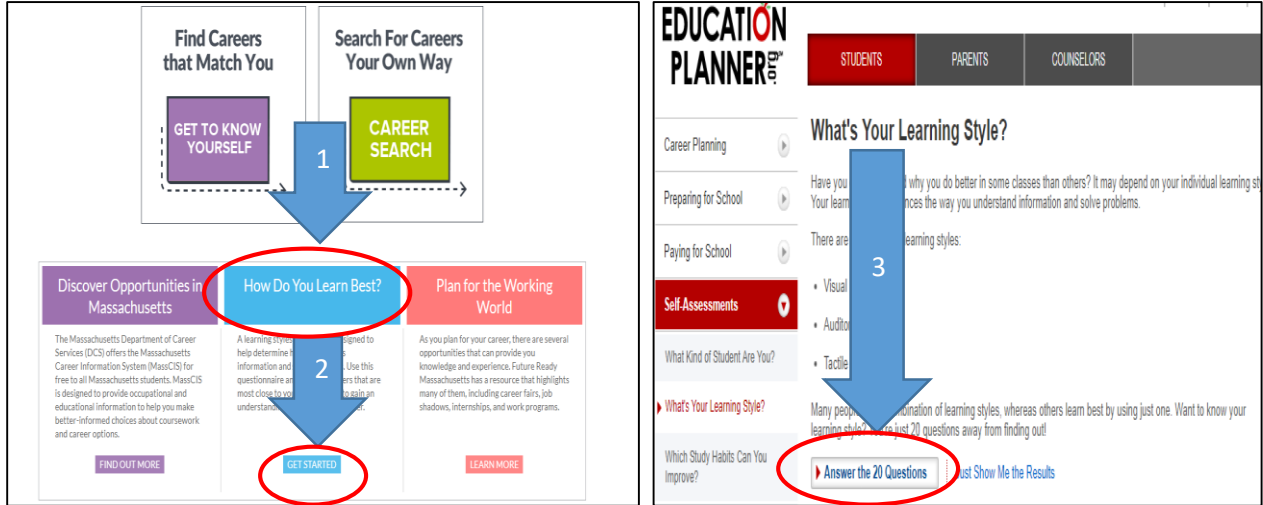


ACTIVITY #2: TAKE A LEARNING STYLE INVENTORY

1. Click On the “**DISCOVER CAREERS**” Tab

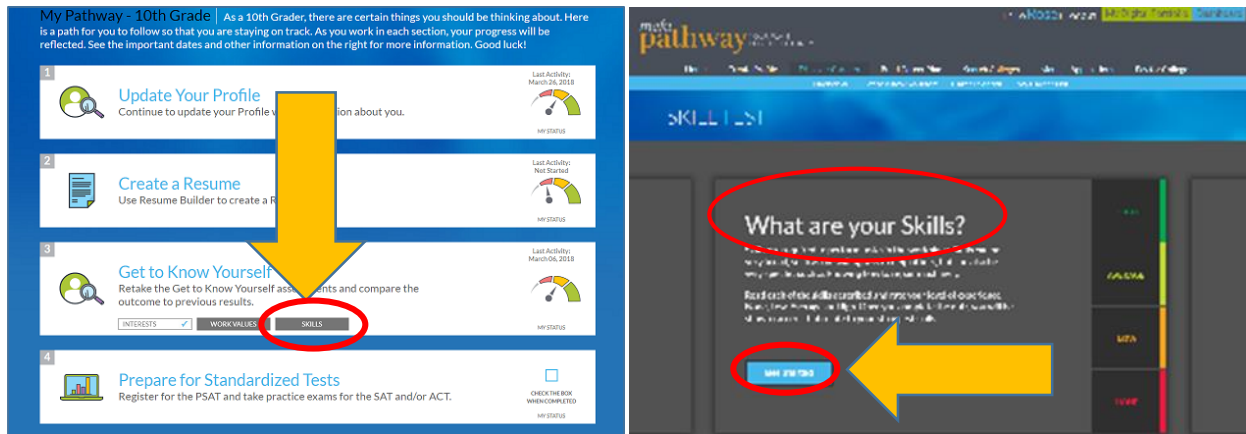


- Click on **“HOW DO YOU LEARN BEST”**, then click on **“GET STARTED”** and take the **“LEARNING INVENTORY”**. Use the study recommendations for your style to improve your academics.




ACTIVITY #3: TAKE A SKILLS INVENTORY:

Go back to your Dashboard and take the **“SKILLS INVENTORY”**. Check the Careers that match your skills. Explore at least one. **Save your picks**.



ACTIVITY #4: GENERATE GOALS FOR YOURSELF:

- Go to the **“BUILD CAREER PLAN”** and click on **“GOALS AND STRATEGIES”**. Generate an academic, a career and a personal goal. Enter one strategy for each goal. You must complete this step every year. Use the information on the back of the binder about Goals.



ACTIVITY #5: (OPTIONAL) YOU CAN BEGIN PRACTICING FOR MCAS AND/OR THE PSAT: Find practice tests in your **DASHBOARD** (you can find it on the right upper corner of your home page).