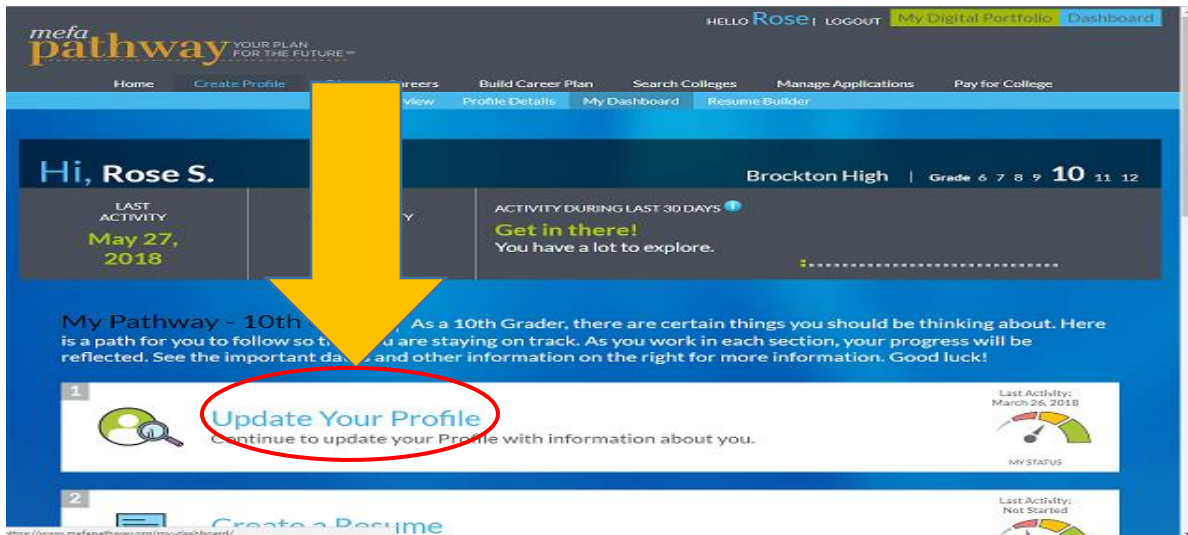


DIRECTIONS FOR COLLEGE AND CAREER ACTIVITIES FOR GRADE 11

IMPORTANT: Before completing the following activities make sure you are registered for MEFApathway and have your own account. If not, follow the instructions on the “MEFApathway Registration” worksheet at the beginning of this binder.

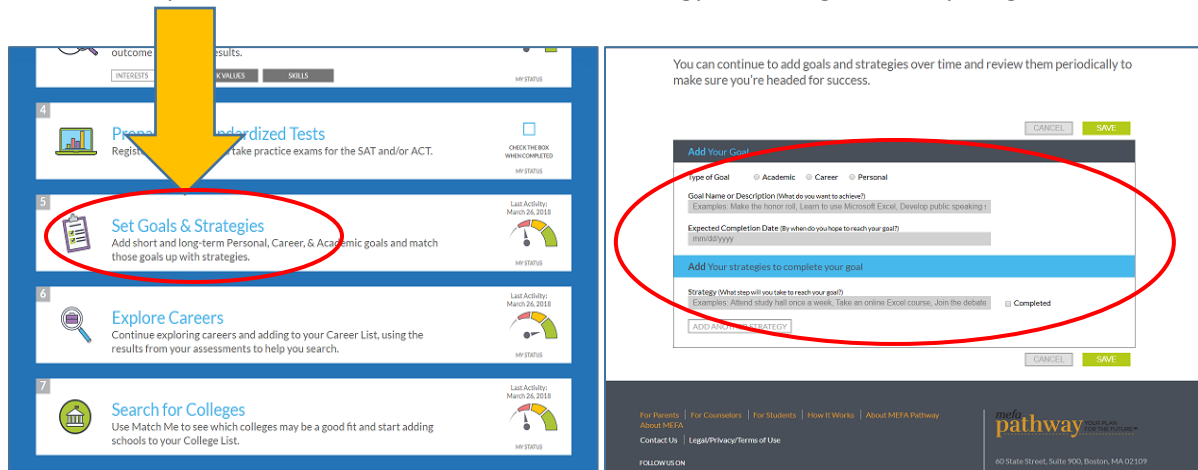
ACTIVITY #1: UPDATE YOUR PERSONAL PROFILE

1. Go to your “DASHBOARD” and edit the information in your “PROFILE” to update your **Résumé**. Edit Activities, skills, honors and awards. Add information you have learned about yourself, such as your favorite subject, careers of interest, etc. Save your entries.



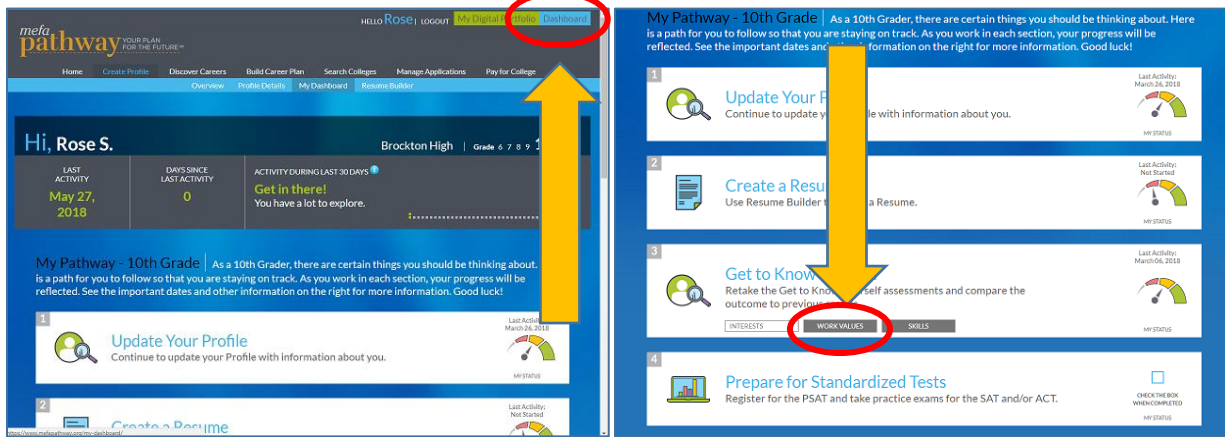
ACTIVITY #2: EVALUATE LAST YEAR'S GOALS AND GENERATE NEW ONES

1. Enter an Academic, a Career and a Personal Goal. Check the binder information on Goals for examples. Make sure to enter at least one strategy for each goal. Save your goals.



ACTIVITY #3: TAKE THE "WORK VALUES" INVENTORY

Go back to your "DASHBOARD" and take the "WORK VALUES INVENTORY". Check the Careers that match your values. Explore at least one. Save your picks



ACTIVITY #4: EXPLORE CAREERS

1. Go to your DASHBOARD and "EXPLORE CAREERS". Save your findings

ACTIVITY #5: (OPTIONAL) BEGIN PRACTICING FOR THE PSAT, SAT AND/OR SUBJECT TESTS

1. Find "PREPARE FOR STANDARIZED TESTS" in your DASHBOARD. Your DASHBOARD is on the upper right corner on your home page – This activity is optional.

