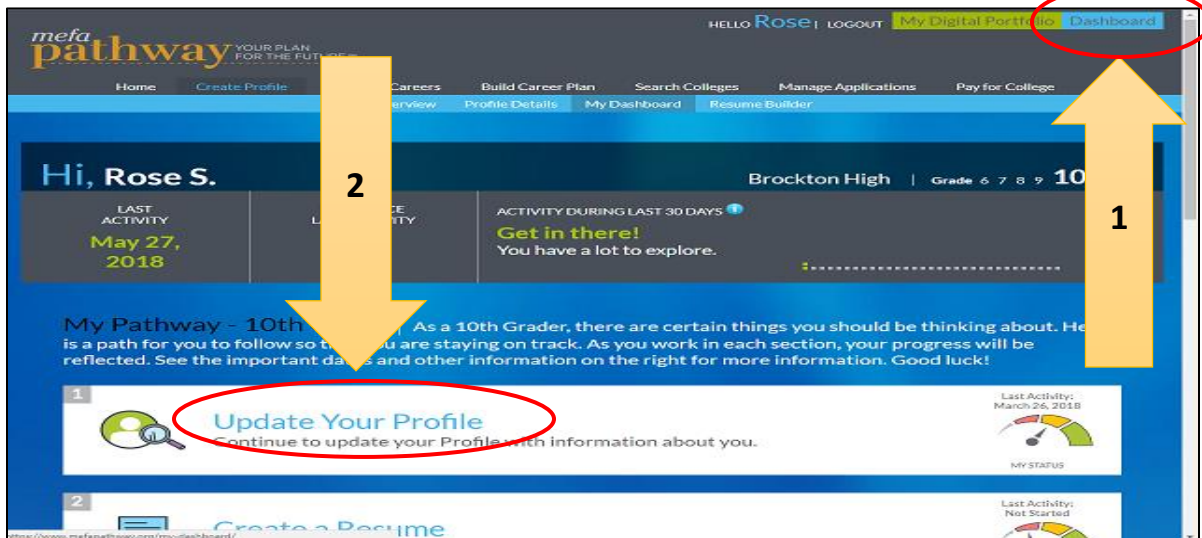


DIRECTIONS FOR COLLEGE AND CAREER ACTIVITIES FOR GRADE 10

IMPORTANT: Before completing the following activities make sure you are registered for MEFApathway and have your own account. If not, follow the instructions on the “**MEFApathway Registration**” worksheet at the beginning of this binder.

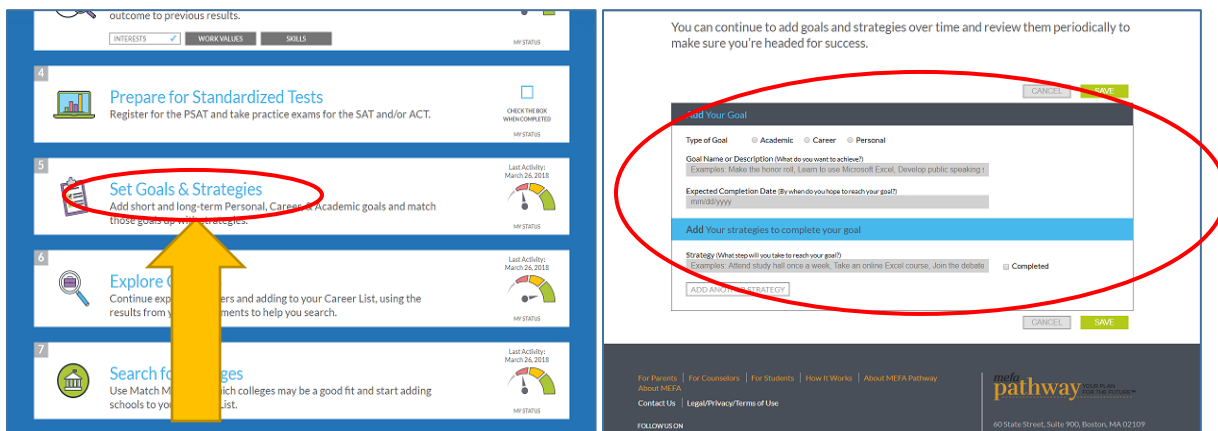
ACTIVITY #1: UPDATE YOUR PERSONAL PROFILE

1. Go to your “**DASHBOARD**” (upper right corner on your home page).
2. Click on “**UPDATE YOUR PROFILE**”. Edit Activities, skills, honors and awards. Add information you have learned about yourself, such as your favorite subject, careers of interests, etc.



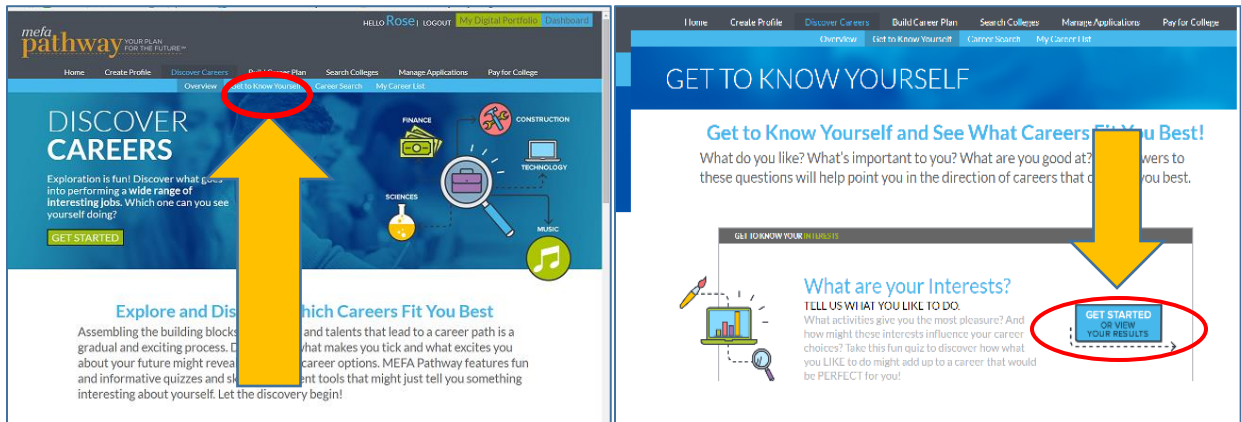
ACTIVITY #2: EVALUATE LAST YEAR'S GOALS AND GENERATE NEW ONES

1. Click on “**SET GOALS AND STRATEGIES**”: Enter an Academic, a Career and a Personal Goal. Check the binder information on Goals for examples. Make sure to enter at least one strategy for each goal. **Save your entries.**



ACTIVITY #3: TAKE AN INTEREST INVENTORY:

On the Dashboard click on **“DISCOVER CAREERS”** and then on **“GET TO KNOW YOURSELF”**. Take the **“INTEREST INVENTORY”**. Explore the careers that match your interests according to your personality type. **Save your findings.**



ACTIVITY #4: (OPTIONAL) BEGIN PRACTICING FOR MCAS AND/OR THE PSAT AND EXPLORE CAREERS

1. Find **“PREPARE FOR STANDARDIZED TEST”** on your **DASHBOARD**.
2. Find the **“EXPLORE CAREERS”** section on your **DASHBOARD**. Save your findings.

