

Distance Learning Packet

Week 2

Name:


(First and Last Name)

SANDOVAL

Name _____

Mathematical
PRACTICE

See and Show



Directions: Touch, count, and circle 1 through 10 yellow. Touch, count, and circle 11 through 25 blue. Touch, count, and circle 26 through 40 orange. Touch, count, and circle 41 through 50 black.



Count, sum and write the correct answer in the box.



DATE _____

NAME _____



+



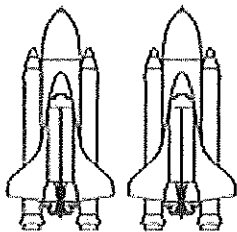
=



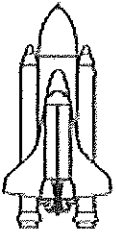
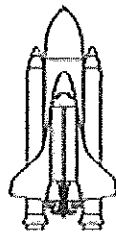
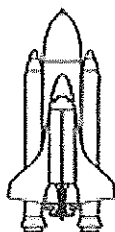
+




=



+



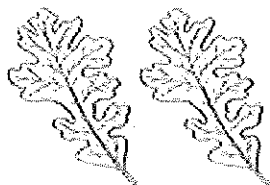
=



+



=



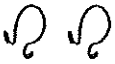
+





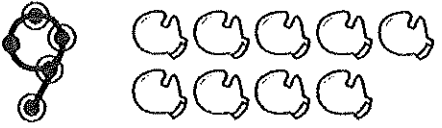

=


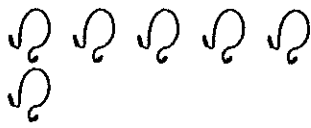
Name _____

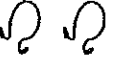
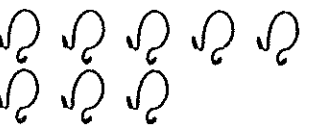
Directions. Touch and count the touchpoints in the correct order. Say the problem and the answer quietly. Count the objects to check your answer.


$$\begin{array}{r} 2 \\ + 0 \\ \hline \end{array}$$


$$\begin{array}{r} 4 \\ + 2 \\ \hline \end{array}$$



$$\begin{array}{r} 9 \\ + 2 \\ \hline \end{array}$$





$$\begin{array}{r} 2 \\ + 6 \\ \hline \end{array}$$




$$\begin{array}{r} 2 \\ + 8 \\ \hline \end{array}$$









Name _____



Directions. Touch and count the touchpoints in the correct order. Say the problem and the answer quietly. Count the objects to check your answer.


$$\begin{array}{r} 3 \\ + 3 \\ \hline \end{array}$$



$$\begin{array}{r} 3 \\ + 0 \\ \hline \end{array}$$


$$\begin{array}{r} 2 \\ + 3 \\ \hline \end{array}$$




$$\begin{array}{r} 3 \\ + 5 \\ \hline \end{array}$$



$$\begin{array}{r} 1 \\ + 3 \\ \hline \end{array}$$





Count the group of pennies. Then count on to add.

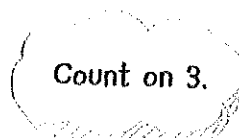
2.



10¢,

_____¢

3.



9¢,

_____¢,

_____¢,

_____¢

Test Practice

4. Kylie has 7 pennies. She is given 3 more pennies. How many pennies does Kylie have in all?

9 pennies



10 pennies



11 pennies



12 pennies



Math at Home Give your child 10 pennies. Provide your child with 2 more pennies. Ask him or her to count on by 2 using those pennies. Have your child tell you how many pennies he or she has in all.



Add. Find and circle the numbers in the picture.

$0 + 1 = \square$

$3 + 3 = \square$

$2 + 2 = \square$

$1 + 1 = \square$

$4 + 3 = \square$


$5 + 5 = \square$

$3 + 6 = \square$

$1 + 2 = \square$

$1 + 4 = \square$

$4 + 4 = \square$



Name _____

Directions. If you know the answer, write it down. If not, touch and count the touchpoints in the correct order, then write the answer. No guessing! Say the problem and answer quietly.

$$\begin{array}{r} 6 \\ + 1 \\ \hline \end{array}$$

$$\begin{array}{r} 9 \\ + 2 \\ \hline \end{array}$$

$$\begin{array}{r} 3 \\ + 6 \\ \hline \end{array}$$

$$\begin{array}{r} 3 \\ + 8 \\ \hline \end{array}$$

$$\begin{array}{r} 7 \\ + 0 \\ \hline \end{array}$$

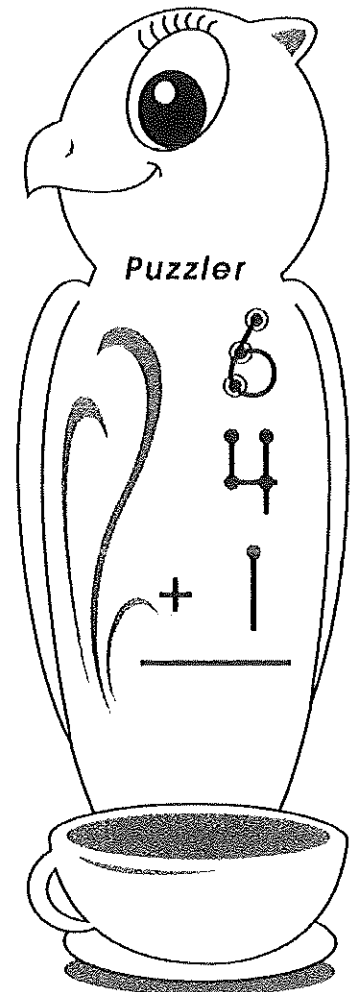
$$\begin{array}{r} 6 \\ + 6 \\ \hline \end{array}$$

$$\begin{array}{r} 5 \\ + 9 \\ \hline \end{array}$$

$$\begin{array}{r} 8 \\ + 6 \\ \hline \end{array}$$

$$\begin{array}{r} 4 \\ + 4 \\ \hline \end{array}$$

$$\begin{array}{r} 6 \\ + 7 \\ \hline \end{array}$$



Name _____

Number of the
Day

10

Odd or Even

Number Word

ten ↓

More and Less

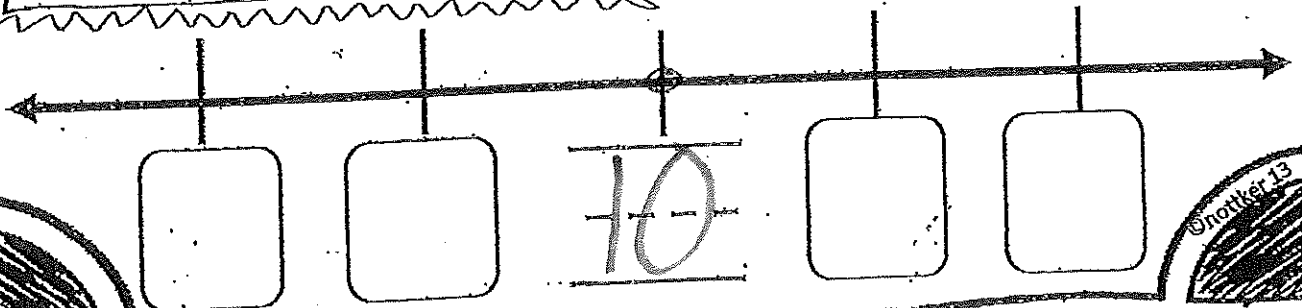
+ 1 =

- 1 =

Tally It

Show on Ten Frame

Draw It



Name _____

1.OA.1 Addition Within 20

Sally planted 7 yellow tulips and 6 purple tulips. How many tulips did she plant in all?




Draw it.

Part

Part

Whole

Number Bond



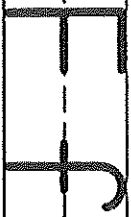
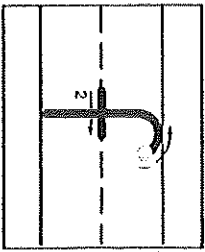
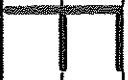

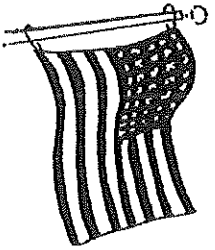
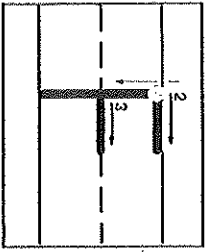
My Equation

_____ + _____ = _____

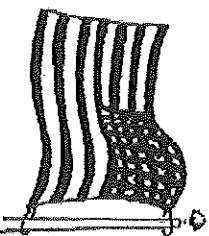
Fill in the ten frames to solve the equation.



Name _____

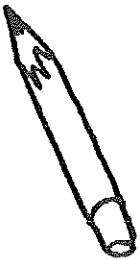
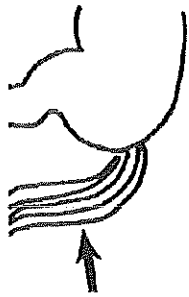
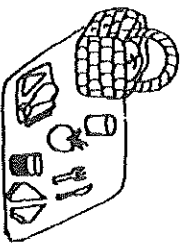

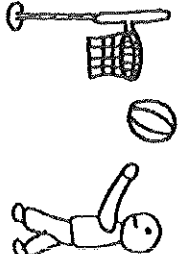


rain finds five fans.



Directions: Trace and write F and f.

SANDOVAL K1

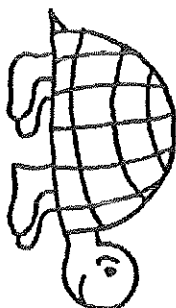
<p><i>Color and</i> Say the name of the picture and the sound of its first letter.</p>	<p>Find the letter. Circle it.</p>	<p>Write the letter.</p>
	<p>f p b</p>	<p>_____</p> <p>_____</p> <p>_____</p>
	<p>k m +</p>	<p>_____</p> <p>_____</p> <p>_____</p>
	<p>r + p</p>	<p>_____</p> <p>_____</p> <p>_____</p>
	<p>p r f</p>	<p>_____</p> <p>_____</p> <p>_____</p>
	<p>p p k</p>	<p>_____</p> <p>_____</p> <p>_____</p>

Which sound does the word begin with? Write the letter that stands for the sound.

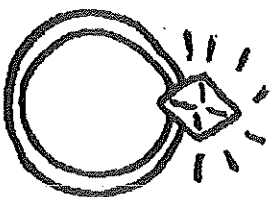
Color pictures.



Three horizontal lines for writing: a solid top line, a dashed middle line, and a solid bottom line.




Three horizontal lines for writing: a solid top line, a dashed middle line, and a solid bottom line.



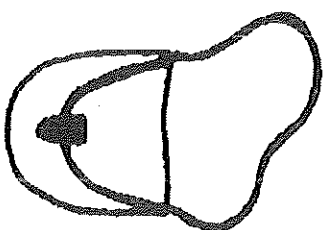
Three horizontal lines for writing: a solid top line, a dashed middle line, and a solid bottom line.



Three horizontal lines for writing: a solid top line, a dashed middle line, and a solid bottom line.






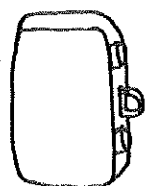
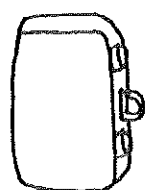
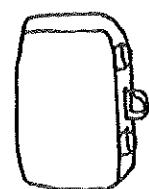
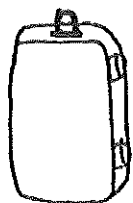
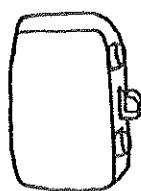


Three horizontal lines for writing: a solid top line, a dashed middle line, and a solid bottom line.



Three horizontal lines for writing: a solid top line, a dashed middle line, and a solid bottom line.

Color ~~the~~ the one that is different.





11

Name: _____

Learning Time






Trace. Write.

three three three

3 three

three

Find each **three**. Color that bee.





Name: _____

Identifying four

4 four

Trace. Write.






four

four

four

four

Find each **four**. Color that clover.




Name _____



I pet the _____

dog tree


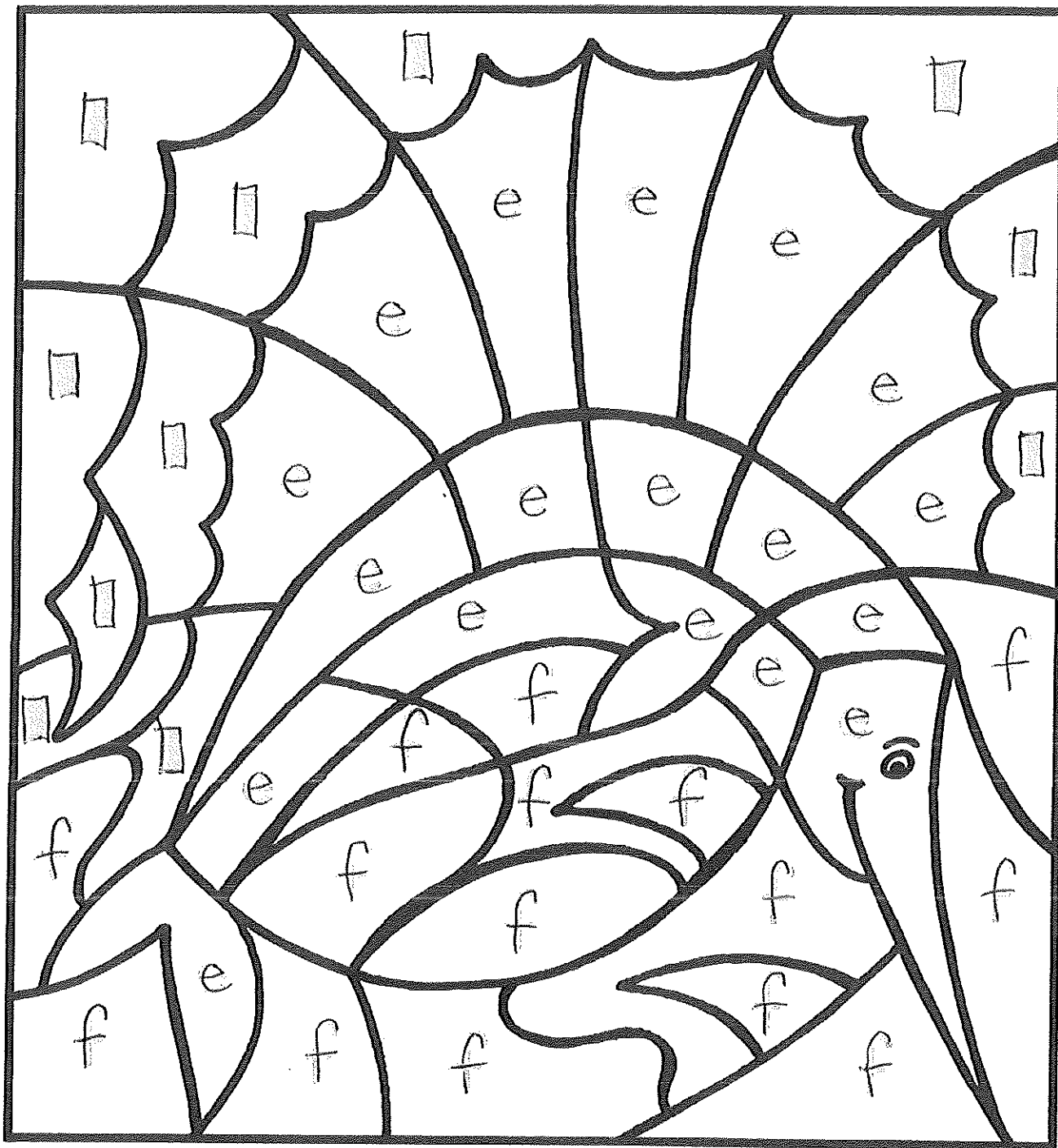


★ My _____ is nice.
mom run

♣ The _____ is tall.
tree ant

Nouns Choose a noun to complete each sentence. Write the noun on the line.


e and f



e = purple

f = blue

■ = yellow



Sight Words Worksheet


Let's Learn the Word "see"

Name _____

color
letters



see



I see a ladybug.

color

circle
word (see)

1. Trace the word.

see see see see

2. Circle the word in the sentences.

Can you see the house?

I see John eating an apple.

3. Finish the sentence below.

I _____ horses.

Trace the sight word "it" below.

it

it

it

it

it

it

Name _____

My Super Sight Word!

Color it:

can

c = pink

a = green

n = orange

can

Trace it:

can

can

Highlight it:

cane

can

cat

can

can

can

can

cat

cat

can

cab

can

Put it in a sentence:

I

read.

I

run fast.

Box it:

can

Build it:

Cut and Build it:

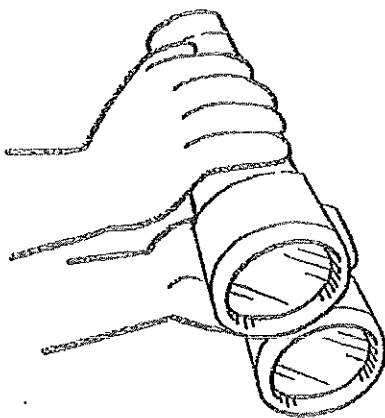
c

n

a



What color what you can see



I

see

can

it.