

# Distance Learning Packet

## Week 5

Name: \_\_\_\_\_

(First and Last Name)

Teacher: \_\_\_\_\_

**1<sup>ST</sup> GRADE**

# Distance Learning

## For

# First Grade

Louis A. Bohn Elementary School

Week of: 5/18 to 5/22

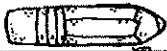
### **Each day you should complete:**

- One math worksheet
- One sight word worksheet
- One reading/grammar worksheet
- One phonics
- Read for 20 minutes and record it on the reading log

### **Optional Online Work:**

- Work for 30 minutes on iRead
- Work for 10-15 minutes on Prodigy Math

# MY WEEKLY READING LOG:



On Monday I read: (write the title):

\_\_\_\_\_

-----

Write a sentence about the story:

\_\_\_\_\_

-----

On Tuesday I read: (write the title):

\_\_\_\_\_

-----

Write a sentence about the story:

\_\_\_\_\_

-----

On Wednesday I read: (write the title):

\_\_\_\_\_

-----

Write a sentence about the story:

\_\_\_\_\_

-----

On Thursday I read: (write the title):

\_\_\_\_\_

-----

Write a sentence about the story:

\_\_\_\_\_

-----

On Friday I read: (write the title):

\_\_\_\_\_

-----

Write a sentence about the story:

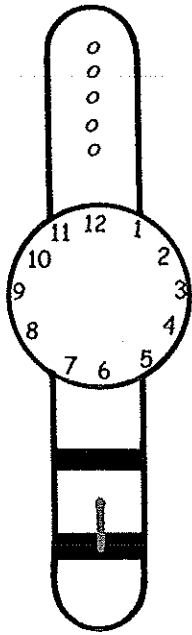
\_\_\_\_\_

-----

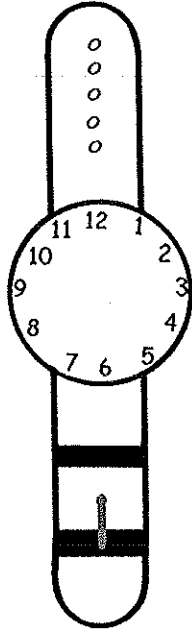
Name: \_\_\_\_\_

# TELLING TIME

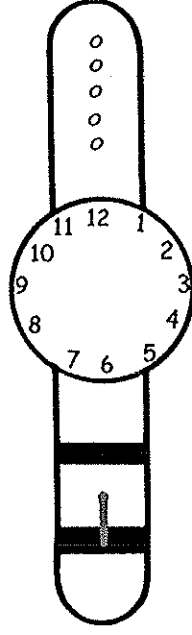
Instructions: Draw the correct times.



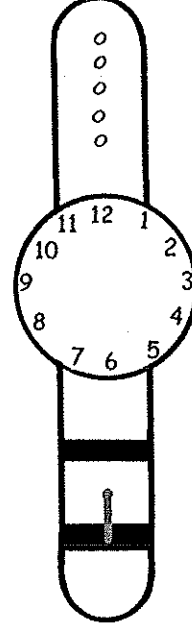
9:00pm



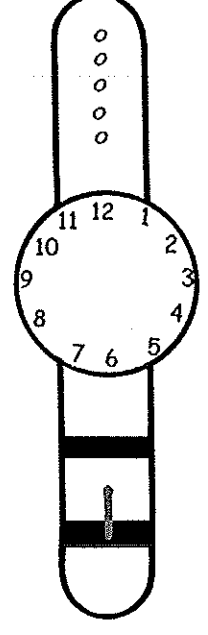
7:30am



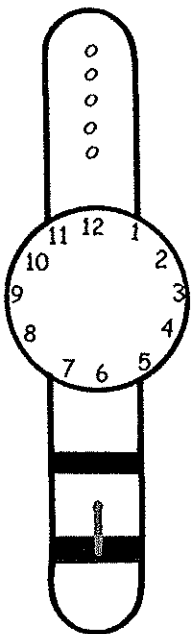
10:00pm



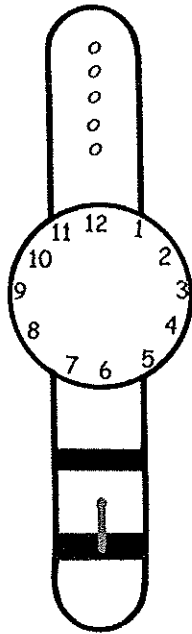
3:30am



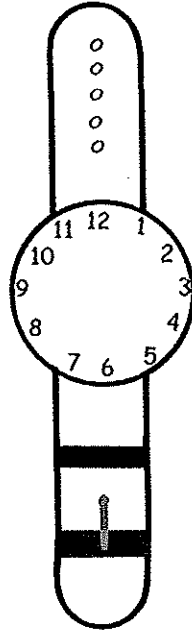
6:00pm



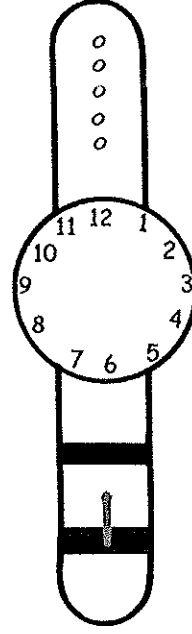
1:30am



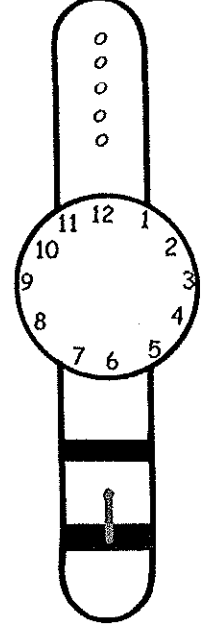
4:00pm



2:30am



5:30pm



6:30am

Name: \_\_\_\_\_

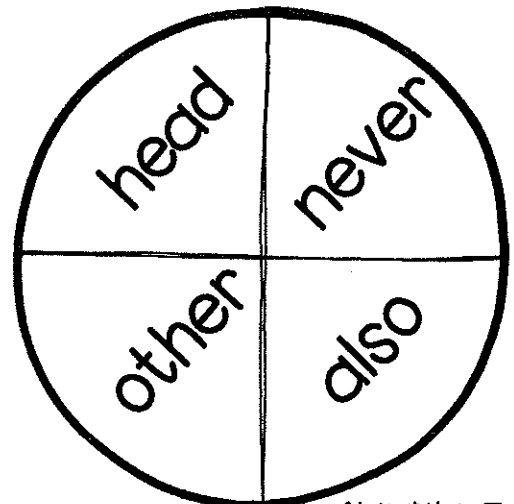
# SIGHT WORDS SPINNER

Instructions: Spin a clip on the spinner. Write the word in the correct column. Spin until one column is full.

head	never	also	other

How many times did you write each word?

head \_\_\_\_\_ never \_\_\_\_\_  
also \_\_\_\_\_ other \_\_\_\_\_



Name: \_\_\_\_\_

# SENTENCE CORRECTIONS

Instructions: Write the sentences with correct capitalization and punctuation.



we like to surf the waves



the drink tastes so good



can you dance very well



did you use lime or lemon












i like to read at the beach

Name: \_\_\_\_\_

# CONTRACTIONS

Instructions: Write the correct contractions.




















Name: \_\_\_\_\_

# MIXED FACTS

Instructions: Color by the code.

13 – green    14 – yellow    15 – pink    16 – blue





Name: \_\_\_\_\_

# SIGHT WORDS ABC ORDER

Instructions: Write the Sight Words in ABC Order.

give

says

were

buy

head

never

also

other

or

until

should

move

1

7

2

8

3

9

4

10

5

11

6









12

Name: \_\_\_\_\_

# NOUNS

Instructions: Color by the code.

*nouns* – green    *verbs* – yellow    *adjectives* – pink



Name: \_\_\_\_\_

# Oi AND Oy

Instructions: Fill in the blanks with the missing diphthongs.




b \_\_\_\_ l



ah \_\_\_\_




c \_\_\_\_ n




r \_\_\_\_ al



cowb \_\_\_\_




j \_\_\_\_ n



p \_\_\_\_ nt



s \_\_\_\_



\_\_\_\_ ster



t \_\_\_\_



t \_\_\_\_ let



s \_\_\_\_ l

Name: \_\_\_\_\_

# COLLECTING DATA

**Instructions:** Ask your classmates the topics questions.  
Tally and graph their answers.

**TOPIC QUESTION** – What do you like most about Summer?



grilling

tallies
---------




vacation

tallies
---------



swimming

tallies
---------



the heat

tallies
---------

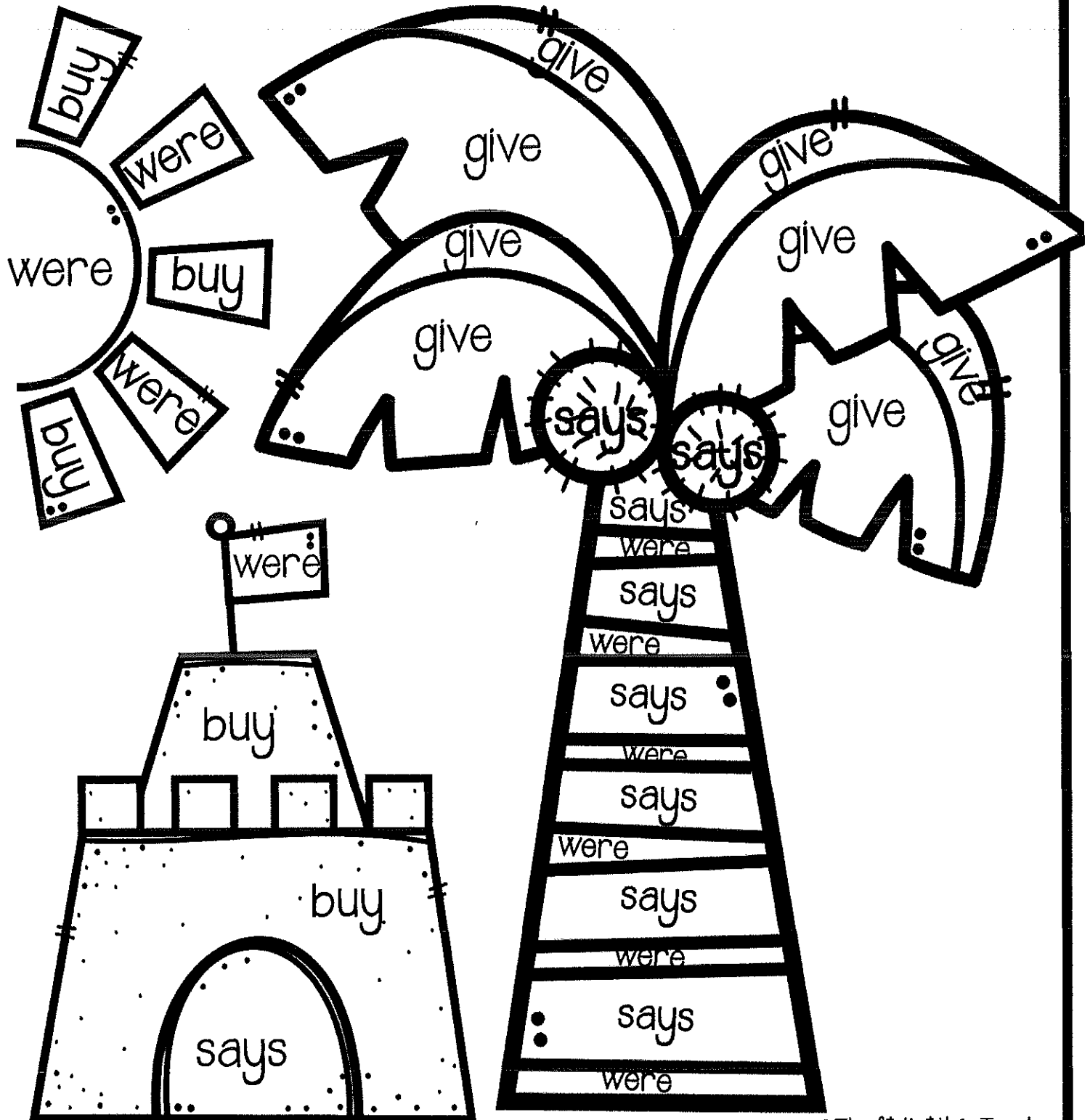
grilling	vacation	swimming	the heat

Name: \_\_\_\_\_

# SIGHT WORDS COLORING

Instructions: Color by the code.

give – green    says – brown    were – orange    buy – yellow



Name: \_\_\_\_\_

# SUMMER VERBS

Instructions: Illustrate and describe 4 verbs you would like to do this Summer.











<hr/> <hr/> <hr/> <hr/> <hr/> <hr/> <hr/> <hr/>	<hr/> <hr/> <hr/> <hr/> <hr/> <hr/> <hr/> <hr/>
<hr/> <hr/> <hr/> <hr/> <hr/> <hr/> <hr/> <hr/>	<hr/> <hr/> <hr/> <hr/> <hr/> <hr/> <hr/> <hr/>

Name: \_\_\_\_\_

# ABC ORDER

**Instructions:** Cut and paste the Summer words in ABC order. Then write the words on the lines.





1	<input type="text"/>	_____
2	<input type="text"/>	_____
3	<input type="text"/>	_____
4	<input type="text"/>	_____
5	<input type="text"/>	_____
6	<input type="text"/>	_____
7	<input type="text"/>	_____
8	<input type="text"/>	_____
9	<input type="text"/>	_____
10	<input type="text"/>	_____










sun	
wave	
melon	
grill	
swim	
surf	
drink	
burger	
crab	
hotdog	

Name: \_\_\_\_\_

# SUMMER GRAPH

Instructions: Color and graph the pictures.





Name: \_\_\_\_\_

# SIGHT WORDS COLORING

Instructions: Write and illustrate sentences for each word.


or

until

should


move

Name: \_\_\_\_\_



# ADJECTIVES

Instructions: Draw a picture of your friend. Fill in the lemons with adjectives that describe them.



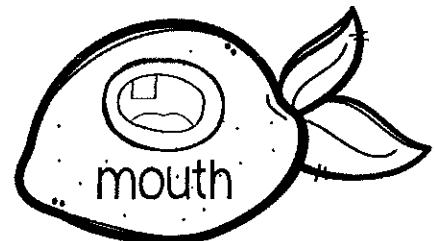


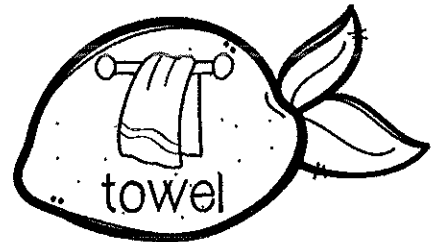




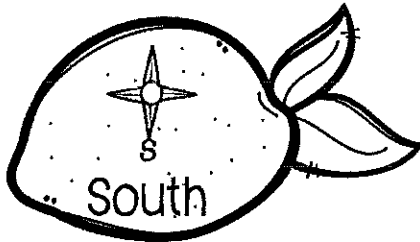



Name: \_\_\_\_\_

# OU AND OW

Instructions: Color by the code.

ou – green





ow – yellow



Name: \_\_\_\_\_

# ANALYZING DATA

Instructions: Use the graph to answer the questions.

1. How many starfish are there? \_\_\_\_\_
2. How many drinks are there? \_\_\_\_\_
3. How many more drinks than burgers are there? \_\_\_\_\_
4. Which has the least? \_\_\_\_\_

Name: \_\_\_\_\_


# SIGHT WORDS FILL-INS

Instructions: Use the word bank to fill in the blanks.

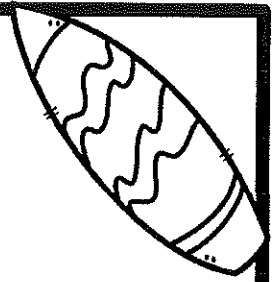
give	says	were	buy
head	never	also	other
or	until	should	move

1. Please \_\_\_\_\_ your toy to me.
2. You \_\_\_\_\_ be nice.
3. Where \_\_\_\_\_ you?
4. We need money to \_\_\_\_\_ things.
5. We can't go \_\_\_\_\_ then.
6. I would like to play \_\_\_\_\_.
7. Do you want this \_\_\_\_\_ that?
8. You should \_\_\_\_\_ steal!
9. I want the \_\_\_\_\_ book.
10. She \_\_\_\_\_ she likes them.
11. My \_\_\_\_\_ hurts so badly!
12. Why did you \_\_\_\_\_ there?

Name: \_\_\_\_\_




# SUMMER WRITING



**Instructions:** Write about your favorite part of Summer.

Handwriting practice lines consisting of solid top and bottom lines with a dashed midline. There are ten sets of these lines for writing.



Name: \_\_\_\_\_

# R-CONTROLLED VOWELS

Instructions: Cut and paste the words.

REAL WORDS	NONSENSE WORDS

©The *Star-at-Home* Teacher

park	farp	pork	rerd
tork	work	ward	dark
third	chirp	marl	lort
perd	werd	born	fork