

# Distance Learning Packet

## Week 4

Name:

---

(First and Last Name)

Teacher: \_\_\_\_\_

**1<sup>ST</sup> GRADE**

# Distance Learning

## For

# First Grade

Louis A. Bohn Elementary School

Week of: 5/11 to 5/15

### **Each day you should complete:**

- One math worksheet
- One sight word worksheet
- One reading/grammar worksheet
- One phonics
- Read for 20 minutes and record it on the reading log

### **Optional Online Work:**

- Work for 30 minutes on iRead
- Work for 10-15 minutes on Prodigy Math

# MY WEEKLY READING LOG:



On Monday I read: (write the title):

-----

Write a sentence about the story:

-----

-----

-----

On Tuesday I read: (write the title):

-----

Write a sentence about the story:

-----

-----

-----

On Wednesday I read: (write the title):

-----

Write a sentence about the story:

-----

-----

-----

On Thursday I read: (write the title):

-----

Write a sentence about the story:

-----

-----

-----

On Friday I read: (write the title):

-----

Write a sentence about the story:

-----

-----

-----

Name: \_\_\_\_\_


# Shapes Graph

Instructions: Color the shapes by the code.  
Then, color in the graph.

*square* - pink  
*rectangle* - yellow

*circle* - blue  
*triangle* - purple

square	circle	rectangle	triangle





Name: \_\_\_\_\_

# Story Elements

Instructions: Listen to your teacher read a book, or read a book quietly by yourself. Then, complete the story elements.

Characters

Setting

Problem

Solution










Name: \_\_\_\_\_

# Oi and Oy

Instructions: Color the flowers by the code.

oi - pink

oy - purple



Name: \_\_\_\_\_

## Missing Coins

Instructions: Count the coins. What coin is needed to make the total amount?

(D) (N) (P) ( ) = \$0.17

List 4 *needs*.

(Q) (N) (N) ( ) = \$0.40

(D) (D) (D) ( ) = \$0.35

(Q) (Q) (D) ( ) = \$0.70

(N) (P) (P) ( ) = \$0.08

List 4 *wants*.

(P) (P) (P) ( ) = \$0.04

(Q) (N) (N) ( ) = \$0.36

(N) (N) (N) ( ) = \$0.20



Name: \_\_\_\_\_

## Sight Words Story

Instructions: Use as many Sight Words from the list as you can to write a silly story!

every

people

after

find

does

saw

girl

once

upon

friends

water

across

Handwriting practice area with multiple sets of three horizontal lines (top, dashed middle, bottom) for writing a story.

Name: \_\_\_\_\_

## Retelling

Instructions: Listen to your teacher read a book, or read a book quietly by yourself. Then, retell the story.

Beginning


Middle


End


Name: \_\_\_\_\_

## ou and ow

Instructions: Look at the pictures. Fill in the blanks with the correct diphthongs.



cl\_\_\_\_d



\_\_\_\_l



cl\_\_\_\_n



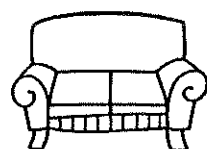
m\_\_\_\_se



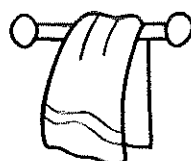
fl\_\_\_\_er



m\_\_\_\_th



c\_\_\_\_ch



t\_\_\_\_el



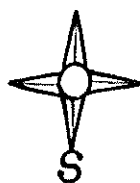
h\_\_\_\_se



t\_\_\_\_n



g\_\_\_\_n



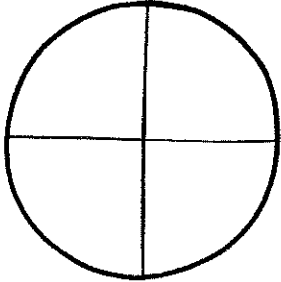
S\_\_\_\_th

Name: \_\_\_\_\_

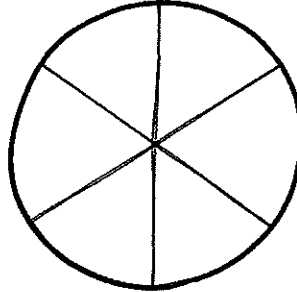
## Fractions

Instructions: Read the sentences and follow the instructions.

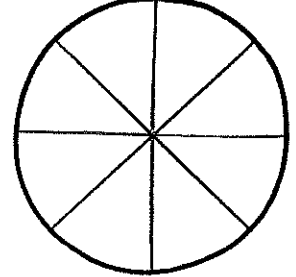
Color  $\frac{2}{4}$  green.



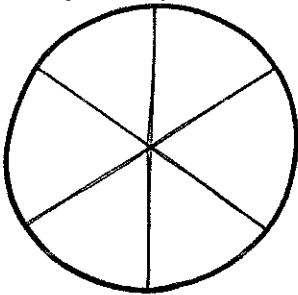
Color  $\frac{3}{6}$  yellow.



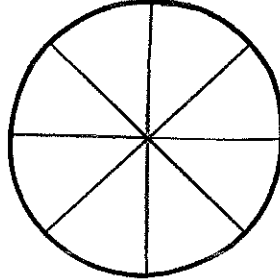
Color  $\frac{6}{8}$  pink.



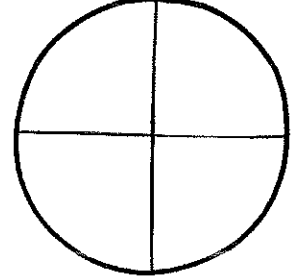
Color  $\frac{5}{6}$  purple.



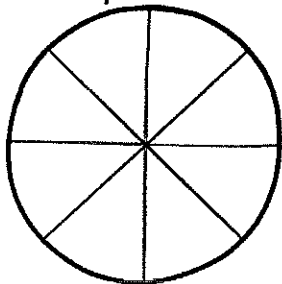
Color  $\frac{4}{8}$  green.



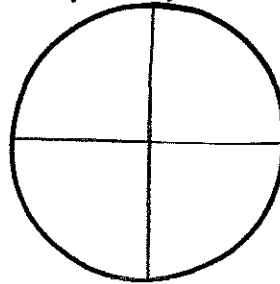
Color  $\frac{3}{4}$  yellow.



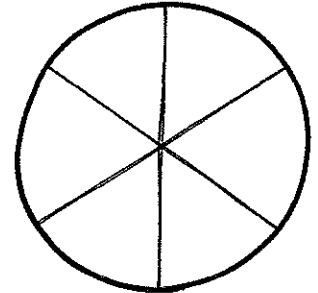
Color  $\frac{5}{8}$  pink.



Color  $\frac{1}{4}$  purple.



Color  $\frac{1}{6}$  green.



Name: \_\_\_\_\_

# Sight Words Coloring

Instructions: Color by the code.


*blue* - every

*yellow* - people

*pink* - after

*orange* - find

*green* - does



Name: \_\_\_\_\_

## Pronoun Fill-Ins

Instructions: Choose pronouns from the word bank to fill in the blanks.

I	I	I	I
I	I	me	me
me	me	me	me

1. Who will play with \_\_\_\_\_?
2. Why would \_\_\_\_\_ want to go?
3. \_\_\_\_\_ hope the party is fun!
4. She handed it to \_\_\_\_\_.
5. \_\_\_\_\_ like to go there.
6. He will show \_\_\_\_\_ how to play.
7. \_\_\_\_\_ will work very hard.
8. Will you pass \_\_\_\_\_ the food?
9. Help \_\_\_\_\_ before I fall!
10. Can \_\_\_\_\_ have some more?
11. Will this help \_\_\_\_\_ learn?
12. \_\_\_\_\_ love to read!

Name: \_\_\_\_\_

## ABC Order

Instructions: Cut and paste the Spring words in ABC order. Then write the words on the lines.

1	<input type="text"/>	_____
2	<input type="text"/>	_____
3	<input type="text"/>	_____
4	<input type="text"/>	_____
5	<input type="text"/>	_____
6	<input type="text"/>	_____
7	<input type="text"/>	_____
8	<input type="text"/>	_____
9	<input type="text"/>	_____
10	<input type="text"/>	_____

bath 


rain 

flower 

tulips 

bird 

umbrella 

kite 

sun 

cloud 


rabbit 

Name: \_\_\_\_\_


## Fractions - Parts of a Set

Instructions: Read the sentences and follow the instructions.


Color 3 out of  
4 pink.




Color 2 out of  
5 yellow.




Color 1 out of  
3 pink.



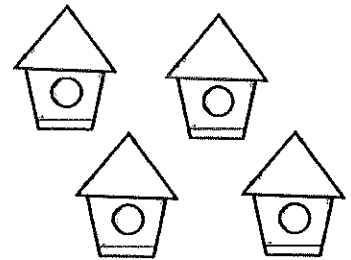
Color 4 out of  
6 purple.



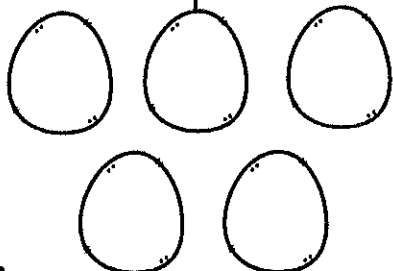
Color 3 out of  
3 green.




Color 4 out of  
4 yellow.



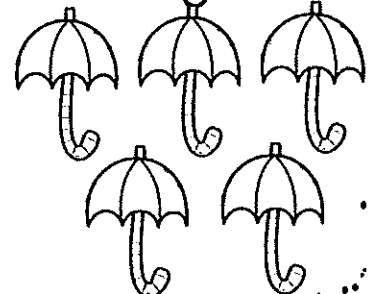
Color 4 out of  
5 pink.



Color 2 out of  
4 purple.



Color 3 out of  
5 green.





Name: \_\_\_\_\_

## Scrambled Sight Words

Instructions: Unscramble the letters and write the correct Sight Word.

lpeope

fater

wsa

eifrnds

taerw

eods

oenc

irlg

idnf

verey

rocsas

ponu


### WORD BANK

every  
after  
upon


people  
saw  
friends

does  
girl  
water

find  
once  
across





Name: \_\_\_\_\_



# Spring Senses

Instructions: Draw or list nouns that you can experience in the Spring.

Sight	Smell	Sound	Taste	Feel



Name: \_\_\_\_\_

## Vowel Team Spinner

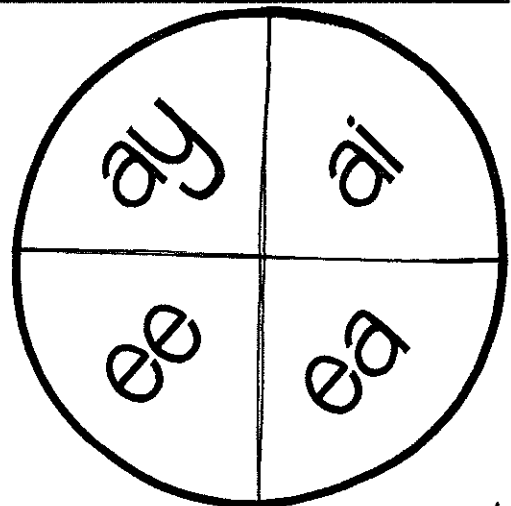
Instructions: Spin a clip on the spinner. Write the word in the correct column. Spin until one column is full.

ay	ai	ea	ee

How many times did you write each word?

ay \_\_\_\_\_  
ea \_\_\_\_\_

ai \_\_\_\_\_  
ee \_\_\_\_\_



Name: \_\_\_\_\_

## Addition Facts

Instructions: Solve the addition facts. Then, color by the code.

17 - green

18 - yellow

19 - pink

20 - purple

$15+2$

$12+6$

$16+1$

$19+1$

$18+1$

$19+0$

$11+6$

$11+7$

$13+5$

$13+4$

$10+8$

$17+3$

$18+2$

$14+3$


$15+5$

$15+3$

$17+2$

$14+4$

$12+5$



Name: \_\_\_\_\_

## Sight Words ABC Order

Instructions: Write the Sight Words in ABC Order.

every

people

after

find

does

saw

girl

once

upon

friends

water

across

1

7

2

8

3

9

4

10

5



11

6

12






Name: \_\_\_\_\_



# Spring Writing

Instructions: Write about something you like to do on a nice Spring day.

Handwriting practice area with multiple sets of horizontal lines (top solid, middle dashed, bottom solid).



Name: \_\_\_\_\_

## Long and Short "a"

Instructions: Cut and sort the long and short "a" pictures.

Long "a"

Short "a"

©The Stay at Home Teacher

