

# Distance Learning Packet

## Week 3

Name: \_\_\_\_\_

(First and Last Name)

Teacher: \_\_\_\_\_

**1<sup>ST</sup> GRADE**

# Distance Learning

## For

# First Grade

Louis A. Bohn Elementary School

Week of: 5/4 to 5/8

### **Each day you should complete:**

- One math worksheet
- One sight word worksheet
- One reading/grammar worksheet
- One phonics
- Read for 20 minutes and record it on the reading log

### **Optional Online Work:**

- Work for 30 minutes on iRead
- Work for 10-15 minutes on Prodigy Math

# MY WEEKLY READING LOG:



On Monday I read: (write the title): :

-----

Write a sentence about the story: :

-----

-----

On Tuesday I read: (write the title): :

-----

Write a sentence about the story: :

-----

-----

On Wednesday I read: (write the title): :

-----

Write a sentence about the story: :

-----

-----

On Thursday I read: (write the title): :

-----

Write a sentence about the story: :

-----

-----

On Friday I read: (write the title): :

-----

Write a sentence about the story: :

-----

-----

Name: \_\_\_\_\_


# Identifying Coins

Instructions: Color the coins by the code.

pennies - green

nickels - yellow

dimes - black



Name: \_\_\_\_\_

## Sight Word Spinner


Instructions: Spin a clip on the spinner. Write the word in the correct column. Spin until one column is full.

they	could	show	school

How many times did you write each word?

they \_\_\_\_\_  
show \_\_\_\_\_


could \_\_\_\_\_  
school \_\_\_\_\_



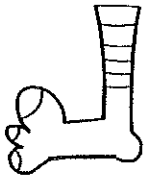
Name: \_\_\_\_\_

## Adverbs

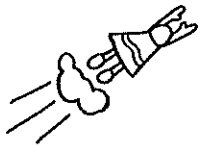
Instructions: Choose adverbs from the word bank to help you complete the sentences.



She is snoring very \_\_\_\_\_.



Let's \_\_\_\_\_ tip-toe.



He can fly so \_\_\_\_\_!



The boat floats \_\_\_\_\_.



The music is \_\_\_\_\_ playing.



The fire is glowing \_\_\_\_\_.

quietly

softly

brightly

quickly

loudly

smoothly

Name: \_\_\_\_\_



# Long "o"




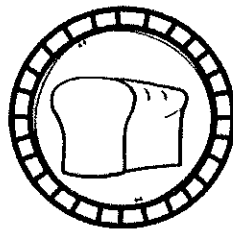


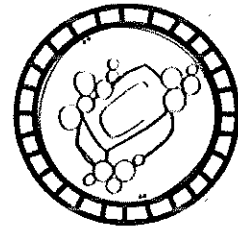
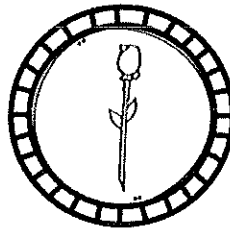

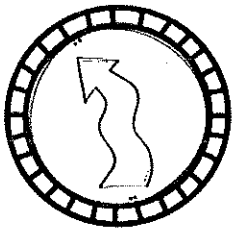
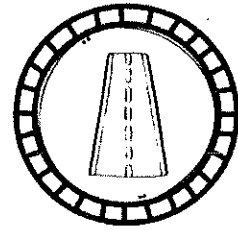

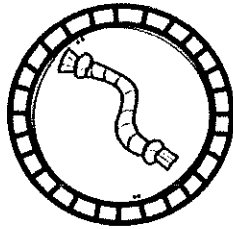




Instructions: Color by the code.

oa - green

oe - yellow

ow - brown

o\_e - orange

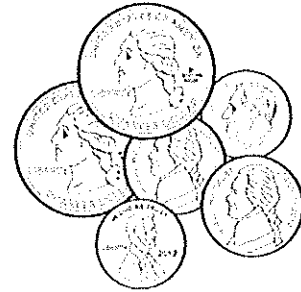


Name: \_\_\_\_\_

## Spending & Saving

Instructions: Count your coins. Then, list the items you can buy now and the items you need to save for.

I can buy these now...	I need to save up for these...




I have...

\_\_\_\_\_




Cake \$0.99



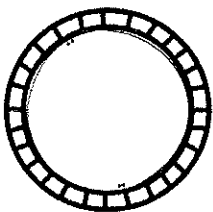
Hat \$0.34



Pot \$0.87




Flag \$0.45



Coin \$0.56



Cloud \$0.77



Bow \$0.12



Pail \$0.90



Name: \_\_\_\_\_

## Sight Words ABC Order

Instructions: Write the Sight Words in ABC Order.

they

could

show

school

today

from

soon

your

any

boy

work

done

1

7

2

8

3

9

4

10

5

11


6

12

Name: \_\_\_\_\_

## Sentence Corrections

Instructions: Write the sentences with correct capitalization and punctuation.



why is he hiding in the bush



there are gold coins in the pot



is the cake very good



he is a happy leprechaun




i'm so excited about the party

Name: \_\_\_\_\_



## Long "i"




Instructions: Fill in the blanks with the correct long "i" spelling pattern.



b\_\_\_te




n\_\_\_\_\_t



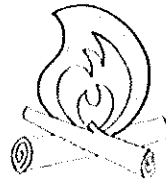
dr\_\_\_\_\_



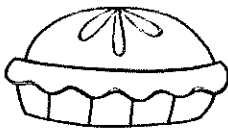
t\_\_\_\_\_



l\_\_\_\_\_t



f\_\_\_re



p\_\_\_\_\_



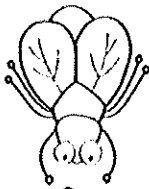
d\_\_\_ce



f\_\_\_ve




sp\_\_\_\_\_



fl\_\_\_\_\_



fr\_\_\_\_\_




Name: \_\_\_\_\_

# Coins - Spin & Count

**Instructions:** Use a paperclip to spin. Record the coins you land on, then count their value.

EX.

P
D
N
P = \$0.17



= \_\_\_\_\_

= \_\_\_\_\_

= \_\_\_\_\_

= \_\_\_\_\_

= \_\_\_\_\_

= \_\_\_\_\_

= \_\_\_\_\_

Make a list of items you would like to buy.

\_\_\_\_\_

\_\_\_\_\_

\_\_\_\_\_

\_\_\_\_\_

\_\_\_\_\_

\_\_\_\_\_

\_\_\_\_\_

\_\_\_\_\_

\_\_\_\_\_

\_\_\_\_\_

\_\_\_\_\_

\_\_\_\_\_

\_\_\_\_\_

Name: \_\_\_\_\_



# Sight Words Coloring






Instructions: Color by the code.

green - any

orange - boy

brown - work

black - done



Name: \_\_\_\_\_

## Subject/Verb Agreement

Instructions: Read the sentences. If the subject and verb are correct, color the shamrock green. If not, rewrite the sentence correctly.


1. Let's plan a surprise for he! 

2. We needs to buy good food. 

3. The party is a secret. 

4. She will runned to the store. 

5. Will she help you set up? 

6. Him is so happy about the party! 

Name: \_\_\_\_\_

## ABC Order

Instructions: Cut and paste the St. Patrick's Day words in ABC order. Then write the words on the lines.

1

\_\_\_\_\_

2

\_\_\_\_\_

3

\_\_\_\_\_

4

\_\_\_\_\_

5

\_\_\_\_\_

6

\_\_\_\_\_

7

\_\_\_\_\_

8

\_\_\_\_\_

9

\_\_\_\_\_

10

\_\_\_\_\_

clovers



Irish



hat



Leprechaun



pot



rainbow



bush



shamrock



banner












gold



Name: \_\_\_\_\_

## Composing/Decomposing Numbers

Instructions: Write the missing addend.

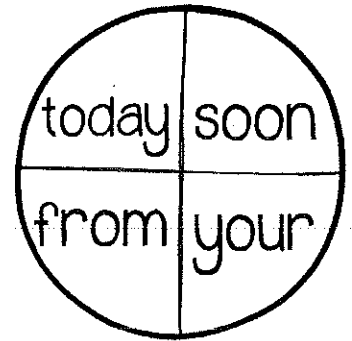




Name: \_\_\_\_\_

## Sentence Spinners

**Instructions:** Use a paperclip to spin for a word. Write the word you land on in the box. Then, write a sentence using it. (You may use words more than once!)




Name: \_\_\_\_\_

## Contractions

Instructions: Cut and paste the contractions to their matching words.

can not

is not

let us

we will

will not

they are

I am

I would

he is

they could

©The Stay-at-Home Teacher

can't

they're

I'm

let's

I'd

isn't

won't

they'd


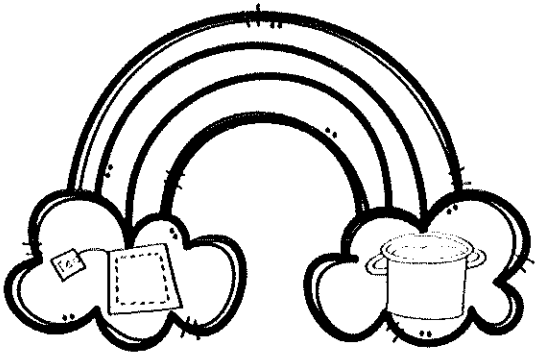

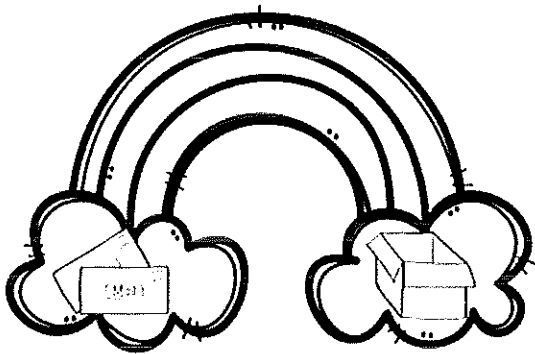
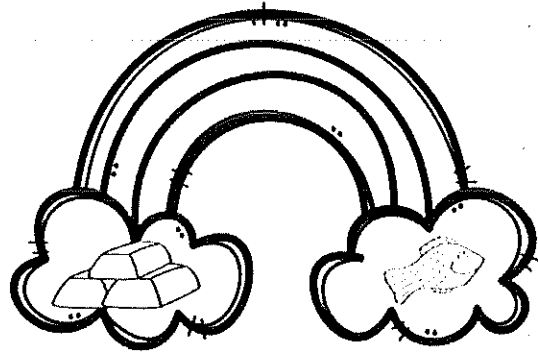

we'll

he's

Name: \_\_\_\_\_

## Compound Words

Instructions: Look at the pictures. Write the matching compound word. Then, color the rainbows.



Name: \_\_\_\_\_

## Mixed Facts

**Instructions:** Solve the addition and subtraction problems.  
Then, cut and sort them.

TRUE	FALSE

©The *Stay at Home* Teacher

$8+4=12$

$12+7=18$

$12+10=22$

$9+8=19$

$19+0=20$

$17+3=20$

$10+5=14$

$10+7=17$

$9-7=2$

$10-8=3$

$14-3=11$

$20-0=19$

$13-12=0$

$18-5=13$

$18-1=11$

$20-5=15$

Name: \_\_\_\_\_

## Sight Words Fill-Ins

Instructions: Choose words from the word bank to fill in the blanks.

they	could	show	school
today	from	soon	your
any	boy	work	done

1. Who is that gift \_\_\_\_\_?
2. I am all \_\_\_\_\_ with my lunch.
3. Can I \_\_\_\_\_ you my picture?
4. \_\_\_\_\_ will go home later.
5. He is a very tall \_\_\_\_\_.
6. What will we learn \_\_\_\_\_?
7. I will \_\_\_\_\_ very hard.
8. We have so much fun at \_\_\_\_\_!
9. I hope we get to eat \_\_\_\_\_.
10. \_\_\_\_\_ you please help me?
11. I will go to \_\_\_\_\_ house today.
12. Are there \_\_\_\_\_ muffins left?





Name: \_\_\_\_\_



# St. Patrick's Day Writing

Instructions: What is something you are fortunate, or LUCKY, to have?

Handwriting practice lines consisting of a solid top line, a dashed middle line, and a solid bottom line. There are ten sets of these lines for writing.



Name: \_\_\_\_\_

## Long and Short "o"

Instructions: Cut and sort the long and short "o" pictures.

Long "o"

Short "o"

©The Stay-at-Home Teacher

