

Distance Learning Packet

Week 2

Name:

(First and Last Name)

Teacher: _____

1ST GRADE

Distance Learning

For

First Grade

Louis A. Bohn Elementary School

Week of: 4/27 to 5/1

Each day you should complete:

- One math worksheet
- One sight word worksheet
- One reading/grammar worksheet
- One phonics
- Read for 20 minutes and record it on the reading log

Optional Online Work:

- Work for 30 minutes on iRead
- Work for 10-15 minutes on Prodigy Math

MY WEEKLY READING LOG:



On Monday I read: (write the title): :

Write a sentence about the story: :

On Tuesday I read: (write the title): :

Write a sentence about the story: :

On Wednesday I read: (write the title): :

Write a sentence about the story: :

On Thursday I read: (write the title): :

Write a sentence about the story: :


On Friday I read: (write the title): :

Write a sentence about the story: :


Name: _____

Number Order


Instructions: Write the numbers in the correct order.




_____, _____, _____




_____, _____, _____




_____, _____, _____



_____, _____, _____




_____, _____, _____




_____, _____, _____




_____, _____, _____




_____, _____, _____




_____, _____, _____




_____, _____, _____




_____, _____, _____



_____, _____, _____



_____, _____, _____



_____, _____, _____

Name: _____

Sight Word Spinner

Instructions: Spin a clip on the spinner. Write the word in the correct column. Spin until one column is full.

live	many	out	place


How many times did you write each word?

live _____

place _____

out _____

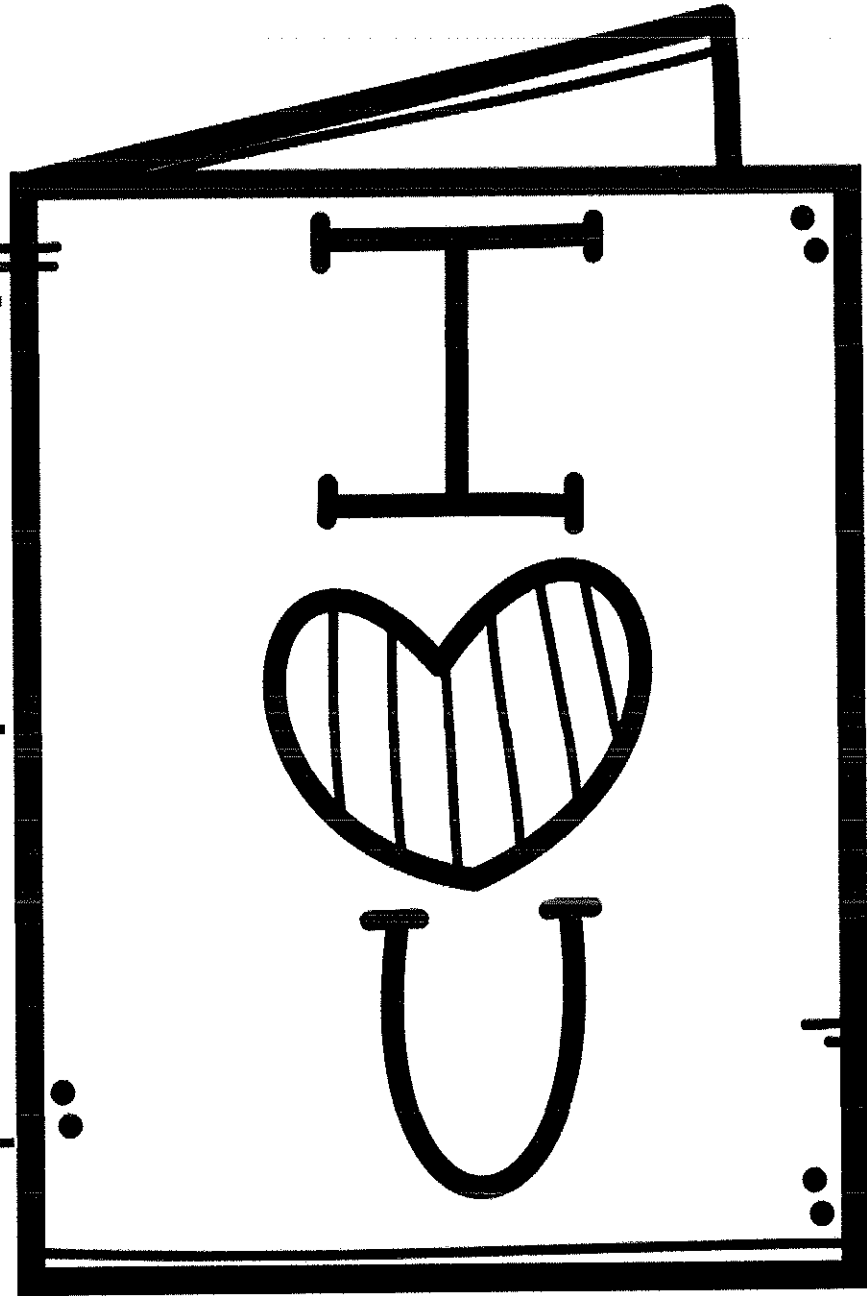
many _____



Name: _____

Adjectives

Instructions: Decorate the cover of the Valentine's Day card.
Then, write adjectives that describe it.



Name: _____

Long Vowel Words ABC Order

Instructions: Write the words in ABC Order.

cake

kite

hope

cute

so

mail

see

fake

ear

Mike

tube

by

1

7

2

8

3

9

4

10

5

11


6

12


Name: _____

Composing and Decomposing Numbers


Instructions: Write 2 addition problems for each number.



$$\begin{array}{r} \underline{\quad} + \underline{\quad} = \underline{\quad} \\ \underline{\quad} + \underline{\quad} = \underline{\quad} \end{array}$$



$$\begin{array}{r} \underline{\quad} + \underline{\quad} = \underline{\quad} \\ \underline{\quad} + \underline{\quad} = \underline{\quad} \end{array}$$




$$\begin{array}{r} \underline{\quad} + \underline{\quad} = \underline{\quad} \\ \underline{\quad} + \underline{\quad} = \underline{\quad} \end{array}$$




$$\begin{array}{r} \underline{\quad} + \underline{\quad} = \underline{\quad} \\ \underline{\quad} + \underline{\quad} = \underline{\quad} \end{array}$$



$$\begin{array}{r} \underline{\quad} + \underline{\quad} = \underline{\quad} \\ \underline{\quad} + \underline{\quad} = \underline{\quad} \end{array}$$



$$\begin{array}{r} \underline{\quad} + \underline{\quad} = \underline{\quad} \\ \underline{\quad} + \underline{\quad} = \underline{\quad} \end{array}$$



$$\begin{array}{r} \underline{\quad} + \underline{\quad} = \underline{\quad} \\ \underline{\quad} + \underline{\quad} = \underline{\quad} \end{array}$$



$$\begin{array}{r} \underline{\quad} + \underline{\quad} = \underline{\quad} \\ \underline{\quad} + \underline{\quad} = \underline{\quad} \end{array}$$



$$\begin{array}{r} \underline{\quad} + \underline{\quad} = \underline{\quad} \\ \underline{\quad} + \underline{\quad} = \underline{\quad} \end{array}$$

Name: _____

Sight Words Story

Instructions: Use as many Sight Words from the list as you can to write a silly story!

live
no
her

many
of
our

out
eat
some

place
to
two

Handwriting practice lines consisting of solid top and bottom lines with a dashed midline, repeated 10 times for writing a story.

Name: _____

Verb Tenses

Instructions: Color the verbs by the code.

Past - pink present - red future - purple

will
skip

will
stop

clapped

ran

runs

taps

hopes

will
hop

jumped

will
mop

dug

sips

sits

will
trip

traps

cried

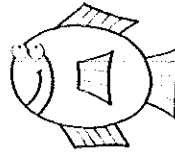
Name: _____

Final "H" Brothers

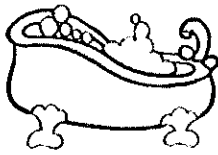
Instructions: Fill in the blanks with the correct "H Brother".




pou____



fi____



ba____



pea____



bu____



too____




ben____



tra____



spla____




bea____



wrea____



lea____



bran____












slo____

Name: _____

Comparing Numbers

Instructions: Color the heart with the largest of the 3 numbers.



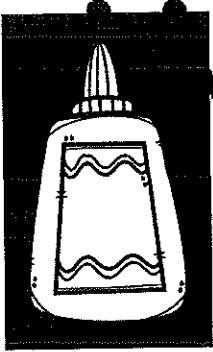
Name: _____

Sight Words Coloring

Instructions: Color by the code.

Pink - no red - of purple - eat black - who

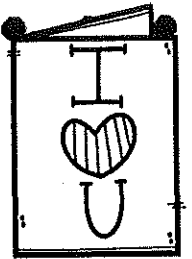




Name: _____

Punctuation Practice

Instructions: Write the correct punctuation mark in the construction paper.



1. I can't wait to pass out candy



2. Will we get to see our friends



3. I hope I get a toy



4. Help me, I'm stuck



5. Do you like my new hat



6. Sam is a nice friend



7. I'm sorry you got hurt



8. Where did my cat go



9. Why is she so sad



10. Thank you for helping me



Name: _____

ABC Order

Instructions: Cut and paste the Valentine's Day words in ABC order. Then write the words on the lines.

1

2

3

4

5

6

7

8

9


10


arrow 


flower 


heart 


paper 


glue 

balloons 

cloud 

glitter 

scissors 

cupid 

Name: _____

+10/-10 and +1/-1

Instructions: Fill in the missing numbers.

	63	
	73	74

17	18	
	28	

	99	
	109	
	119	

	64	65

101	102	

	15	
	25	

	97	

	38	

	54	

Name: _____

Sight Word Sentences

Instructions: Write a sentence for each Sight Word.
Then illustrate your sentences.

her

our

some

two

Name: _____

Sentence Corrections

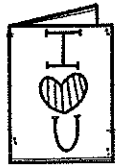
Instructions: Write the sentences with correct capitalization and punctuation.




the scissors help me cut



the heart is red



is that card for me



he is very happy



can I use the glitter

Name: _____


-ai/ -ay/ a_e

Instructions: Color the hearts by the code.

-ay - red

-ai - purple

a_e - pink




Name: _____

Addition Facts

Instructions: Solve the addition facts.
Then, color by the code.

10 - red 11 - pink 12 - gray 13 - purple 14 - white



Name: _____

Scrambled Sight Words

Instructions: Unscramble the letters and write the correct Sight Word.

rhe

ot

lpaec

eliv

fo

on

wot

smoe

rou

tou

myan

eta

WORD BANK

live
no
her

many
of
our


out
eat
some

place
to
two

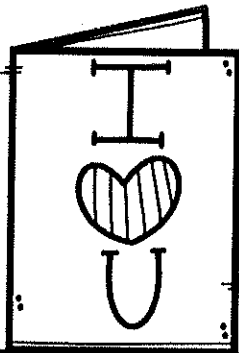


Name: _____

Valentine's Day Writing

Instructions: Write about someone who is special to you.



A series of ten horizontal writing lines, each consisting of a solid top line, a dashed middle line, and a solid bottom line, providing space for the student to write their response.



Name: _____

Long "e" Patterns

Instructions: Cut and sort the long "e" pictures.

ee

ea

©The Stay-at-Home Teacher

