

2nd Grade – Week 2

Required Work to be Completed & Submitted

Work in this packet must be completed and submitted to your teacher. Pages can be scanned and emailed, photos can be taken and sent via email or messaging app (ex: Remind), or completed packets can be turned in to campus on May 8th.

ELA Morning Work	15 minutes per day
Math	30 minutes per day *You may include Prodigy
Reading Comprehension	45 minutes / 3 days per week
Reading (book of choice)	20 minutes per day
iRead	30 minutes per day
Writing	2 times per week

If you have any questions about work in this packet, please reach out to your teacher via email or during scheduled office hours, which are posted on <https://jacobson.tracy.k12.ca.us/>.

Thank you!

2nd Grade Team

Name _____

1. Read the text 3 times and color a star after each reading.



Rocky and Nutty

There once lived two squirrels. One was named Rocky. The other one was named Nutty. Rocky had brown fur and a bushy tail. Nutty had a bushy tail too, but his fur was red. One day Nutty went to collect nuts. "I'm fast and smart and I'll climb the tallest tree," said Nutty to himself. He looked around and saw a big old tree with long branches and a bunch of nuts. Nutty quickly started to climb the tree all the way to the top. There he tried to pick a nut but he got stuck in the tree.

Rocky waited for Nutty to come home. It was getting dark and Rocky started to worry. He went out to look for Nutty.

"Nutty, Nutty, where are you?" yelled Rocky in the dark forest.

"Here I am, stuck in the tallest tree," answered Nutty.

Rocky helped Nutty get down.

"You are a good brother, Rocky!" said Nutty. "From now on I promise I'll share with you all the nuts I'll collect!" added him.

"Then I'll share mine with you, too," answered Rocky smiling.

2. Use evidence in the text to answer each question. Color the evidence.

A. How are Rocky and Nutty different? 

B. Why couldn't Nutty go back home? 

C. What did Nutty promise Rocky? 

Name _____

1. Read the text 3 times and color a star after each reading.

The Little Puppy



Once upon a time there was a mother dog and her little puppy. They lived happily on a farm. The puppy was black with white spots and very playful. One day, he walked in the road and almost got hit by a car.

“Don’t walk in the road again until you grow up and learn how to cross a street,” said Mamma Dog. “A long time ago, when I was just a little puppy, I got hit by a car. Luckily, it didn’t hurt me too bad. I learned how to cross the road safely from that. I look both ways and I cross only if I don’t see or hear a car coming,” added Mamma Dog. “Yes, Mom, I learned a good lesson today,” answered the little puppy.

2. Ask and answer questions based on the text.

Question 1: Who _____ ?

Answer : _____

Question 2: What _____ ?


Answer: _____

Question 3: How _____ ?

Answer: _____

Name _____

Date _____



Buzzing Bees!

We know that summer is almost here when we start to hear those buzzing bees. Although many people are afraid of bees, they are very important to have around. Without them, we would not have honey and there would be less fruit and vegetable plants for us to eat.

In the warm weather, we see bees flying among the flowers looking for food. They are collecting nectar and spreading pollen. Nectar is a sweet, sticky liquid that bees use to make honey. Pollen is a powder made by some plants. As bees carry pollen from one flower to another, seeds begin to grow. This is called *pollination*. When a bee finds nectar or pollen, it does a dance for the other bees to let them know where to find the food.


As for those stinging bees, only female bees have stingers. They usually sting when they are trying to protect themselves or their hive. The most common bee, the honeybee, dies soon after stinging. That is because the stinger, which is attached to the bee's abdomen, gets pulled out of the bee's body after getting stuck in the victim's skin.

1. Why are bees important insects? _____

2. What is *pollination*? _____

3. What happens to a honeybee after it stings? _____

Name _____
Narrative Writing




Writing Prompt: II. The first day of school is both exciting and scary. Write about your first day of school.

Event #1 _____

- _____
- _____
- _____
- _____

Event #2 _____

- _____
- _____
- _____
- _____



Event #3 _____

- _____
- _____
- _____
- _____


Conclusion - your feelings about what happened or lesson learned

- _____
- _____
- _____



Name _____

Narrative Writing



Writing Prompt: 1. It's so much fun to be surprised or to surprise others. Write about a time you were surprised.


Event #1 _____

- _____
- _____
- _____
- _____



Event #2 _____

- _____
- _____
- _____
- _____



Event #3 _____

- _____
- _____
- _____
- _____



Conclusion - your feelings about what happened or lesson learned

- _____
- _____
- _____



Name: _____

Use editing marks to correct the sentences. Rewrite the sentences.

Unit 5.2 Day 1

1. are them comeing to the party . asked Josie

2. there was five mans walkin slowlee down the street

3. Write the plural form of the nouns below.

goose _____ tooth _____ fish _____ woman _____

4. Add a suffix to the words to match the meanings in (parentheses)

soft _____ (in a soft way) play _____ (full of play) end _____ (without end)

5. Add *ed* to the words below and write the new word on the line. Follow the spelling rules.

want _____ carry _____ skip _____

Use editing marks to correct the sentences. Rewrite the sentences.

Unit 5.2 Day 2

1. addie put dishes glasss and bowls on the table

2. get those snake away from me showed mrs starkey

3. Circle the words that have the same root word as *unclean*

cleaning leaning unclear cleaned cleans lean

4. Rewrite the words with the abbreviation for the word in **bold**.

Mister Smith _____ **Doctor** Jones _____

5. Underline the subject in the sentence below. Circle the action verb.

Kaylee fed her kitten this morning.

Name: _____

Use editing marks to correct the sentences. Rewrite the sentences.

Unit 5.2 Day 3

1. i can dress my self said maya

2. you better listen to the sub said mr Kelley

3. Circle the correct closing.

your friend,
wyatt

Your Friend,
Wyatt

Your friend
Wyatt

Your friend,
Wyatt

4. Divide the words into syllables with a / .

little

sandal

camel

tickle

5. Correct the spelling on the suffixes below.

slowlee _____

dirtee _____

Use editing marks to correct the sentences. Rewrite the sentences.

Unit 5.2 Day 4

1. us cookt dinner our selves

2. mrs laut read make way for ducklings to we

3. Finish the simile.

His hands were as cold as _____.

4. Is the following an example of **alliteration** or **repetition** ? (circle one)

Outside, Outside where I like to play. Outside, Outside on a sunny day.

5. Divide the following words into syllables with a / .

puppy

angel

hoping

final

Name: _____

Friday

Math Test: Understand place value (2.NBT.1)

Write the correct digit in each blank.

22 = _____ hundreds _____ tens _____ ones

222 = _____ hundreds _____ tens _____ ones

360 = _____ hundreds _____ tens _____ ones

179 = _____ hundreds _____ tens _____ ones

303 = _____ hundreds _____ tens _____ ones

Draw the base ten blocks to represent each number.

	Hundreds	Tens	Ones
320			
155			
426			
308			

Write the number using digits.

seventeen _____ twenty – five _____

thirty – two _____ fifty–one _____

eleven _____ forty - three _____

Continue the number pattern.

15, 20, 25, 30, 35, 40, 45 _____, _____, _____, _____, Rule _____

Name: _____

Math Practice: Understand place value (2.NBT.1)

Thursday

Write the correct digit in each blank.

42 = _____ hundreds _____ tens _____ ones

423 = _____ hundreds _____ tens _____ ones

590 = _____ hundreds _____ tens _____ ones

578 = _____ hundreds _____ tens _____ ones

101 = _____ hundreds _____ tens _____ ones

Draw the base ten blocks to represent each number.

	Hundreds	Tens	Ones
420			
124			
352			
507			

Write the number using digits.

sixteen _____

twenty – six _____

thirty – three _____

fifty–five _____

thirteen _____

forty - eight _____

Continue the number pattern.

10, 20, 30, 40, 50, 60, _____, _____, _____, _____, Rule _____

Write the number in word form.

41 _____

42 _____

43 _____

44 _____

45 _____

46 _____

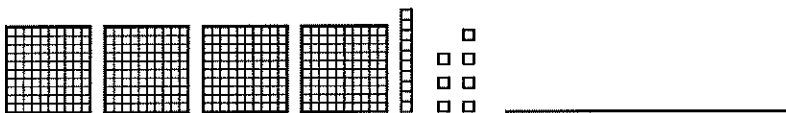
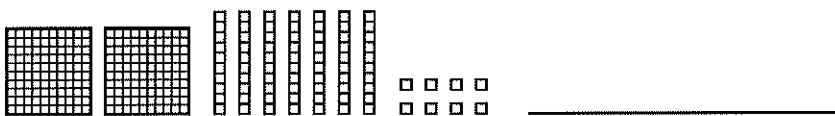
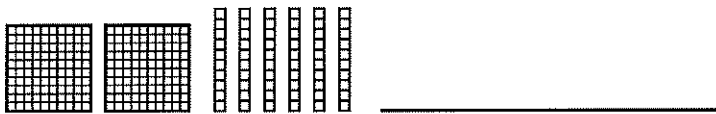
47 _____

48 _____

49 _____

50 _____

Write the number represented by the base ten blocks.



Solve.

$$\begin{array}{r} 5 \\ +2 \\ \hline \end{array}$$

$$\begin{array}{r} 5 \\ +3 \\ \hline \end{array}$$

$$\begin{array}{r} 5 \\ +4 \\ \hline \end{array}$$

$$\begin{array}{r} 5 \\ +5 \\ \hline \end{array}$$

$$\begin{array}{r} 5 \\ +6 \\ \hline \end{array}$$

$$\begin{array}{r} 5 \\ +7 \\ \hline \end{array}$$

$$\begin{array}{r} 5 \\ +8 \\ \hline \end{array}$$

$$\begin{array}{r} 5 \\ +9 \\ \hline \end{array}$$