

Name : _____

Teachers :
Name : _____



1st Grade – WEEK 3

Work in this packet must be completed and submitted to your teacher by May 15th, 2020. Pages can be scanned and emailed, photos can be taken and sent via email or messaging app, or completed packets can be turned in on campus on May 15th.

<u>Monday</u> May 4 th , 2020	<u>Tuesday</u> May 5 th , 2020	<u>Wednesday</u> May 6 th , 2020	<u>Thursday</u> May 7 th , 2020	<u>Friday</u> May 8 th , 2020
<u>Reading:</u> <input type="checkbox"/> Reading Log 15-20 minutes or go on iRead for 20 minutes	<u>Reading:</u> <input type="checkbox"/> Reading Log 15-20 minutes or iRead 20 minutes	<u>Reading:</u> <input type="checkbox"/> Reading Log 15-20 minutes or iRead 20 minutes	<u>Reading:</u> <input type="checkbox"/> Reading Log 15-20 minutes or iRead 20 minutes	<u>Reading:</u> <input type="checkbox"/> Reading Log 15-20 minutes or iRead 20 minutes
<u>Reading Comprehension</u> <input type="checkbox"/> Read story for fluency	<u>Reading Comprehension</u> <input type="checkbox"/> Read story for fluency	<u>Reading Comprehension</u> <input type="checkbox"/> Read story for fluency	<u>Reading Comprehension</u> <input type="checkbox"/> Read story for fluency	<u>Reading comprehension:</u> <input type="checkbox"/> Answer the questions
<input type="checkbox"/> <u>Narrative Writing:</u> Write a story about an animal that lives in a pond.	<input type="checkbox"/> <u>Math/Writing:</u> Tell the difference between 3 and 30.	<input type="checkbox"/> <u>Opinion writing:</u> Do you like frogs or butterflies?	<input type="checkbox"/> <u>Free choice:</u> Write fluently for 10 minutes about any topic you like.	<input type="checkbox"/> <u>Informative writing:</u> Write about frogs.
<u>Math:</u> <input type="checkbox"/> Complete Monday activity	<u>Math:</u> <input type="checkbox"/> Complete Tuesday activity	<u>Math:</u> <input type="checkbox"/> Complete Wednesday Activity	<u>Math:</u> <input type="checkbox"/> Complete Thursday Activity	<u>Math:</u> <input type="checkbox"/> Complete word problem


If you have any questions about the work in this packet, please reach out to your teacher via email, or during their scheduled office hours, which are posted on <https://jacobson.tracy.k12.ca.us/>.

Thank you!!

First Grade Teachers


Reading Log for May 4th- 8th.

Students are responsible for reading for 15- 20 minutes or going on iRead for 20 minutes. Please fill out this log for what the student did. If student chose to go on iRead- just write iRead as the book title.



My Reading Log

Weekday	Book Title	Time Spent Reading (In Minutes)	Parent Initials
Monday			
Tuesday			
Wednesday			
Thursday			
Friday			



Frogs Grow and Change

A frog changes as it grows. A frog starts as an egg. 13
 A tadpole will come out of the egg. The tadpole has no 24
 legs. The tadpole does have gills. The tadpole begins to 34
 grow bigger. Soon the tadpole will have legs. There are 44
 two legs in the front and two legs in the back. The 56
 tadpole's tail will get smaller. The gills go away and the 67
 tadpole has lungs. The tadpole can go out of the water. 78
 When the tadpole is grown, it is a frog. The frog does 90
 not have a tail. The frog likes water and land. 100

FLUENCY CHECK	Read #1	Read #2	Read #3	Read #4
Number of words read in 1 minute				
Number of errors				
Fluency (number of words read in 1 minute minus errors)				

Fluency, Comprehension, and Language Homework

After you circle the answer to each question, color the letter circle that matches.

1. What is the main idea of this passage?

(a) (b) (c)

- a. Frogs change as they grow.
- b. Frogs can hop on 4 legs.
- c. Frogs don't have tails.

2. What is a tadpole?

(a) (b) (c)

- a. a grown up frog
- b. a baby frog
- c. a frog that is swimming

3. Which best summarizes the lifecycle of a frog?

(a) (b) (c)

- a. egg, tadpole, tadpole with legs, frog
- b. egg, tadpole with legs, tadpole, frog
- c. frog, egg, tadpole, tadpole with legs

4. What is one change that happens when a tadpole becomes a frog?

LANGUAGE

Read these Nonsense Words out loud.

wem dag bim toz wud fam

Circle the word that is spelled correctly in each row.


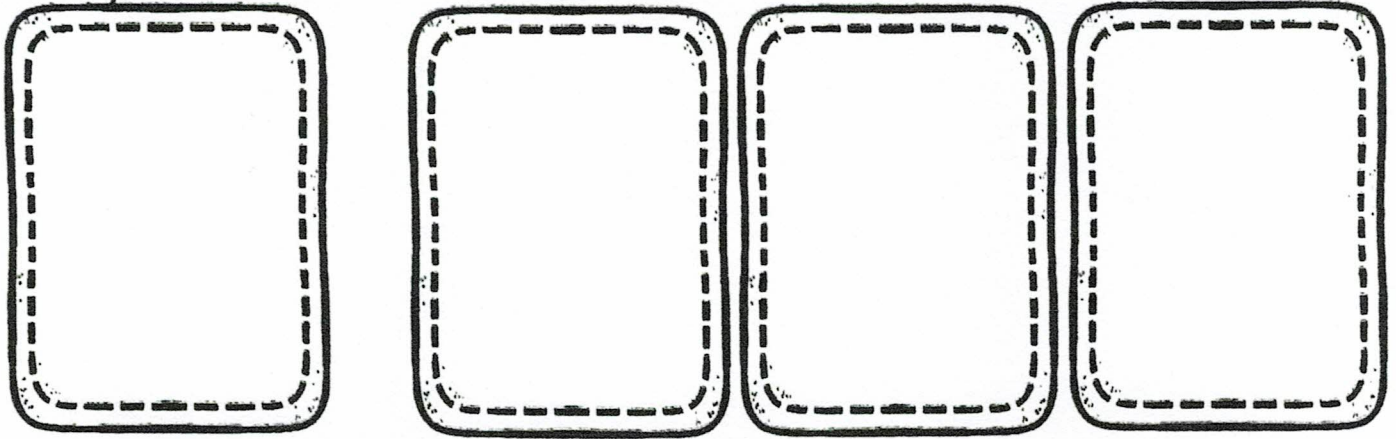
- 1. aet atte ate
- 2. but buut bute
- 3. came caem caim

Please rewrite the sentence below with a capital and punctuation.

tadpoles grow up to be frogs

Name: _____

My narrative about:



1st Grade 3rd Trimester Writing Rubric			
Mastered Stage for Narrative, Opinion and Informative Writing			
4 - Exceeding	3 - Proficient	2 - Approaching	1 - Below
Must have all of the proficient criteria And - 3 or more sentences - 2 Adjectives	Must have these: - A Topic Sentence - 2 Supporting Reasons - A Closure - Capitals - Correct Punctuation - Finger Spaces	Must meet: - 4 of the criteria in the proficient section Or has Incomplete Sentences	Meets: - 3 or fewer of the proficient criteria Or is Off topic Not Comprehensible

Name _____


Date _____

Tell the difference between 3 and 30.


Handwriting practice lines consisting of multiple sets of three horizontal lines (top, middle, bottom) for writing practice.

Name: _____

My opinion about:



or




Handwriting practice lines consisting of multiple sets of solid top and bottom lines with a dashed midline.

1st Grade 2nd Trimester Writing Rubric Developing Stage for Narrative, Opinion and Informative Writing			
4 - Exceeding	3 - Proficient	2 - Approaching	1 - Below
Must have all of the proficient criteria And - 3 or more sentences - 2 Adjectives	Must have these: - A Topic Sentence - 2 Supporting Reasons or Sentences - Capitals - Correct Punctuation - Finger Spaces	Must meet: - 4 of the criteria in the proficient section Or has Incomplete Sentences	Meets: - 3 or fewer of the proficient criteria Or is Off topic Not Comprehensible

Name _____

Date _____

Free Choice



Handwriting practice lines consisting of multiple sets of three horizontal lines (top solid, middle dashed, bottom solid) for writing practice.

Name _____

Date _____

Write about frogs.

Handwriting practice area with a large rectangular box containing the prompt "Write about frogs." and several lines of blank handwriting lines for the student to write their response.

Additional handwriting practice lines consisting of multiple rows of blank handwriting lines for further practice.

Name: _____

1.OA.1

Solve the word problems. Make a picture that shows the story.

Monday

If I save 3 pennies this week and 8 pennies next week, how many pennies will I have altogether?

Write a number sentence here. → _____

4 + 8 = _____

5 + 6 = _____

8 + 5 = _____

3 + 9 = _____

5 + 7 = _____

6 + 6 = _____

Add

9 + 3 = _____

7 + 4 = _____

6 + 7 = _____

2 + 5 = _____

4 + 6 = _____

2 + 8 = _____

2nd Q.




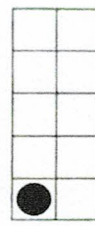




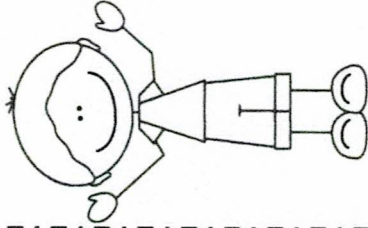
Week 3

1.NBT.1

Tuesday

Look at the frames.


Write how many in all. Remember that the filled frames represent one group of ten.



18

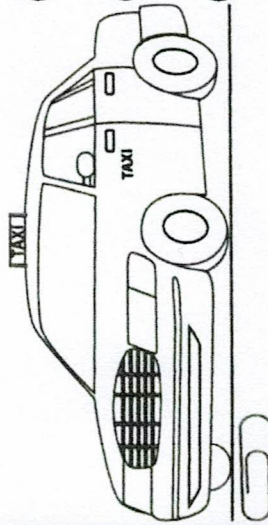
Wednesday

1. About how many paperclips tall is the pinwheel?



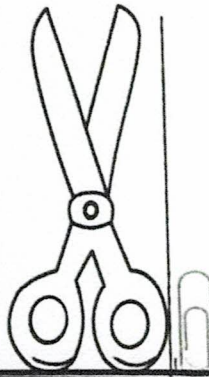
- (A) About 10 paperclips tall
- (B) About 4 paperclips tall
- (C) About 2 paperclips tall

2. About how many paper clips long is the cab?



- (A) About 12 paperclips long
- (B) About 3 paperclips long
- (C) About 5 paperclips long

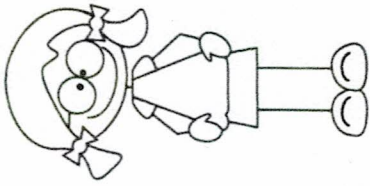
2. About how many paper clips long are the scissors?



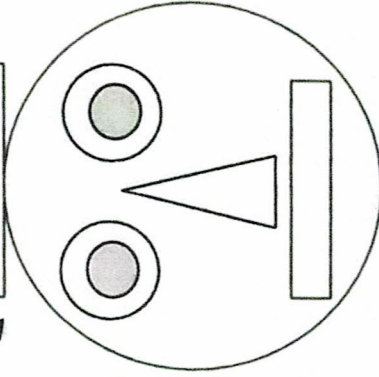
- (A) About 7 paperclips long
- (B) About 3 paperclips long
- (C) About 5 paperclips long

Thursday

How many squares, triangles, circles, and rectangles were used to make the picture below?

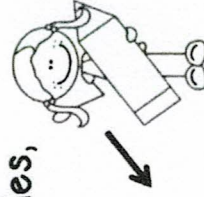


Count



- Squares _____
- Circles _____
- Triangles _____
- Rectangles _____

Make a picture using squares, triangles, circles, and rectangles.



Name: _____ Date: _____

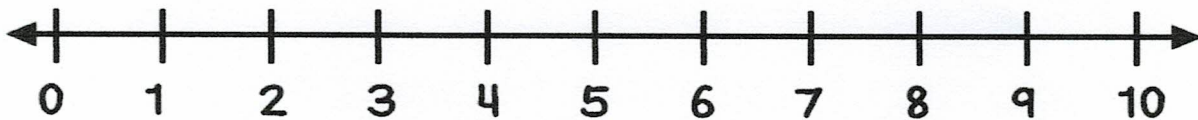
Subtraction
result unknown
– sums to 10

Mary lived on a farm with 9 hens. 4 of them ran away. How many hens does Mary have left?

Draw a picture to show your thinking.

Show your work using ten frames.

Show your thinking on the number line.



Write a number sentence.

___ O ___ O ___

What is your final answer?