



Heritage Elementary Kindergarten Outreach Learning

April 20 – April 24, 2020

Click on our picture for a message from your principals and the books to listen to our read alouds:



Haga clic en nuestra imagen para ver un mensaje de sus directores y los libros para escuchar nuestras lecturas en voz alta:



English Message



Spanish Message



Counselor's Corner: <https://www.smores.com/rh5sa>

Nurse's News: <https://www.smores.com/16ahu>

If your child receives Special Education, Section 504, or Dyslexia services, services will be addressed weekly by your child's teacher via email. ++ Si su hijo recibe servicios de Educación Especial, Sección 504 o Dislexia, los servicios serán dirigidos semanalmente por el maestro de su hijo por correo electrónico.

KINDERGARDEN TEACHER CONTACT HOURS: 8:00-11:00 and 2:00-4:00

HORAS DE CONTACTO PARA LAS MAESTRAS DE KINDERGARDEN: 8:00-11:00 y 2:00-4:00

If there are any questions, please feel free to email your child's teacher at: Si tiene preguntas, envíe un correo electrónico al maestro de su hijo a:

ADAMSAN@LPISD.ORG ADAMS
MOOREL@LPISD.ORG MOORE

ALVAREZMA@LPISD.ORG ALVAREZ
SERRANOJ@LPISD.ORG SERRANO

Grades

Assignments for the week of April 20 - 24, 2020 are due on Monday, April 27, 2020 by 8:00 a.m.

Las asignaciones para la semana del 20 al 24 de abril de 2020 terminan el lunes 27 de abril de 2020 a las 8:00 a.m.

Reading/Language Arts

HMH: Into Reading/jArriba la Lectura!

Objective(s): I can/will actively listen and answer questions about the following books. Students will make connections to the books.

Objective for English Language Learners: 21, 3E, 4G, 4A, 4C

Weekly Activities:

HMH Ed Online: Module 7- Zoom In!

Login: lastname.firstname lpIDnumber

*go to assignments and complete

Weekly Activities

Read Aloud: Up in the Garden and Down in the Dirt

Readers will read and then discuss using the following questions: (5 mins)

Pg 9. The text switches between two places, what are the two places?

Pg 23. Where did the girl and Nana's green beans and tomatoes come from?

What are some things that happen underground in the garden?

Decodable Texts Hen and Mule: Readers will read decode words that have a long o and long u sound. Discuss using the following questions (5 mins): Who are the two characters? Who doesn't like their home? Why? What was your favorite part of the story?

Leveled Readers: Readers will read the level readers that are assigned to them. Readers will retell story (first, next, last), connect to the story by telling what the story reminds you of and your favorite part. Also discuss how the characters are feeling and why.

Assessment(s): Module 8-Zoom in! Weekly Assessment: 2 Complete the online assessment dealing with listening comprehension. **Grade**

Phonics : **M, W, F** practice using Reading Eggs, Iread or Kids A-Z Login for Reading Eggs is located through Clever (LPISD>Students>Clever) Username: Lastname.firstname Password: LP(student id#)

Tu/Th Practice the following sight words: this, many, will, home, get, they, these, those, that, there - send photo to your teacher/seesaw. **Grade**

Mathematics

Pearson enVision Mathematics English/Español)

Objective(s): I can/will identify pennies, nickels, dimes, and quarters by name. K.4A

Objectives for English Language Learners: 1A, 1C, 2E, 3E, 3F

Weekly Activities:

Monday-

Watch the following video: <https://youtu.be/4bKlAWUuup4>

Have student practice writing the word dime, writing ten cent using the number ten and the cent sign, and then draw five circles with a d in each circle and then write that amount. **Grade**

Tuesday-

IXL or splashlearn.com- 20 minutes

Wednesday-

Directions: Have your child collect dimes around the house. Next have them put them on a piece of paper and have them count how many dimes they found. Next, have them write the amount in two different ways from the video. **Grade**

Assessment(s): You can take a picture of your child's work on Seesaw, remind or e-mail.

Science

[STEMscopes \(English/Español\)](#)

Objective(s): Student will learn how to use, conserve, and dispose of natural resources and materials such as conserving water and reusing or recycling paper, plastic, and metal.

Objective for English Language Learners: ELPS: 2F, 5B

Watch the video:

<https://jr.brainpop.com/science/conservation/reducereuserecycle/>

Choose one of these STEM activities to complete for the week:

Activity 1: Build a bird feeder: For this challenge students design a bird feeder using recyclable materials such as water bottles, milk jugs, or juice cartons.

The bird feeder must include a perch for the birds, a string for hanging, and an opening for the birds to have access to the bird seed

Activity 2: Build a Planter: take recyclable materials such as coffee or aluminum cans and turn them into a decorative planter.

Activity 3: Build a Birdhouse: students create a bird shelter out of recyclables. The bird house must be able to hang from a string.

Assessment(s): Send a picture on Remind, Seesaw or e-mail. Students will get a grade for participation.

[STEMscopes \(English/Español\)](#)

Objective(s): El estudiante aprende a usar, conservar y eliminar los recursos naturales y materiales tales como conservar el agua y reutilizar o reciclar papel, plástico y metal.

Objective for English Language Learners: ELPS: 2F, 5B

Vea el siguiente video:

<https://jr.brainpop.com/science/conservation/reducereuserecycle/>

Elija una de estas actividades STEM para completar para la semana: **Actividad 1:**

Construir un comedero de aves: Para este desafío, los estudiantes diseñan un comedero de aves utilizando materiales reciclables como botellas de agua, jarras de leche o cajas de jugo. El comedero de aves debe incluir una percha para las aves, una cuerda para colgar, y una abertura para que las aves tengan acceso a la semilla de aves

Actividad 2: Construir una Plantadora: tomar materiales reciclables como café o latas de aluminio y convertirlos en una plantadora decorativa.

Actividad 3: Construir una Casa de Las Aves: los estudiantes crean un refugio de aves a partir de materiales reciclables. La casa de pájaros debe ser capaz de colgar de una cuerda.

Evaluación(s): Envíe una foto en Remind, Seesaw o correo electrónico. El estudiante obtendrá una calificación de participación.

Social Studies

[Studies Weekly \(English/Español\)](#)

Objective(s): The students will be able to identify tools that aid in determining location, including maps and globes. K4C

Objective for English Language Learners: 5B

Weekly Activities:

Go to CLEVER, login and go to social studies weekly. Go to week 12, Earth. Push play and the lesson will begin.

Assessment(s): Draw a compass rose and label north, south, east, and west.

Send a picture on Remind, Seesaw or e-mail. Students will get a grade for participation.

[Studies Weekly \(English/Español\)](#)

Objective(s): El estudiante entiende el concepto de lugar. Se espera que el estudiante: identifique los recursos que le ayudan a determinar el lugar, incluyendo mapas y globos terráqueos. K4C

Objective for English Language Learners: 5B

Actividades para la semana:

Vaya a CLEVER, inicie la sesión y vaya a estudios sociales semanal. Ve a la semana 12, Tierra. Inicie y comenzará la lección.

Evaluación(s) Dibuja una rosa de los vientos y señala al norte, sur, este y oeste. Envíe una foto en Remind, Seesaw o correo electrónico. El Estudiante obtendrá una calificación de participación.

Lectura

[HMH: Into Reading/¡Arriba la Lectura!](#)

Objective(s): Puedo activamente escuchar y responder a preguntas sobre una historia y hacer conexiones con la historia.

Objective for English Language Learners: 2I, 4G

Weekly Activities:

HMH Ed Online: Module 7- Zoom In!

Login: lastname.firstname lplDnumber

*ir a asignaciones y completar

Actividades para la semana

Read Aloud: [Arriba en el jardín y abajo en la tierra \(Up in the Garden and Down in the Dirt\)](#) leerán y luego discutirán usando las siguientes preguntas: (10 min)

Pg 9. El texto cambia entre dos lugares, ¿cuáles son los dos lugares?

Pg 23. ¿De dónde vinieron las judías verdes y los tomates de Nana y la niña y? ¿Cuáles son algunas cosas que suceden bajo tierra en el jardín?

Decodable Texts [La gallina y la mula \(Hen and Mule\)](#): Los lectores leerán palabras de decodificación que tienen un sonido largo o y la u larga. Discutir usando las siguientes preguntas: (5 min): ¿Quiénes son los dos personajes? ¿A quién no le gusta su casa? ¿Por qué? ¿Cuál fue tu parte favorita de la historia?

Lectores nivelados: lee los libros al nivel que se les asignan y vuelve a contar la historia (primero, siguiente, último), ¿de qué te recuerda la historia y cuál fue su parte favorita. También hable sobre cómo se sintieron los personajes y por qué .

Evaluación(es): HMH Module 8-Zoom In! Evaluaciones semanales 2 – completar la evaluación en línea que se ocupa de la comprensión auditiva.

Grado

Phonics - L, M, V practicaré 30 minutos en Reading Eggs, o Iread, o Kids A-Z Inicio para Reading Eggs es por Clever (LPISD>Students>Clever) Usuario: Lastname.firstname Clave: LP(student id#)

M/J Practice the following sight words: this, many, will, home, get, they, these, those, that, there - send photo to your teacher/seesaw. **Grade**

Mathematico

[Pearson enVision Mathematics English/Español](#)

Objetivo(s): Puedo/identificaré centavos, níquel, moneda de diez centavos y peseta por nombre.

Objectives for English Language Learners: 1A, 1C, 2E, 3E, 3F

Actividades para la semana:

lunes-

Vea el siguiente video: https://youtu.be/s_KCjn_vA4A

El estudiante practica escribir la palabra dime (moneda de diez centavos) usando el número diez y el signo de centavo, y luego dibujar diez círculos con una D en cada círculo y luego escribir esa cantidad.

Grado

martes-

IXL or splashlearn.com- 20 minutes

miercoles-

Instrucciones: Haga que su hijo recoja las monedas de diez centavos por alrededor de la casa. Luego pídale que los pongan en una hoja de papel y cuenten cuántos níquel encontraron. Luego pídale que escriban el número de dos maneras diferentes como en el video. **Grado**

Evaluación(s): Tome una foto del trabajo de su hijo y envíe por correo electrónico a su maestra

Coach Hatfield and Ms. Lupold have your 5th Set of lessons and activities here!
Stay strong physically and in your heart as you exercise, play and make music a new way!
Live links to more lessons are on the pages below the lesson plan text boxes.

If there are any questions, please feel free to email:

P.E. Coach at: hatfiledt@lpisd.org for physical education questions

Office hours for P.E. are: 9:00-11:00 and 1:00-3:00 Monday – Friday

Coaches' Message: Stay Fit! Be Active!

Music/Art Teacher at: lupoldj@lpisd.org for questions about music or art

Office hours for MUSIC & ART are: 9:00-11:00 and 1:00-3:00 Monday - Friday

Fine Arts Message: Lessons on Quaver are the required lessons for Music. This week will also include Enrichment and Extension lessons with links to sites for more music and art experiences.

Music & Art - Week 5 – April 20-24

Objective(s): Students will perform old and new dances to various styles of music following guided dances. A variety of sequenced choreography steps will be demonstrated by our favorite and new dancers from GONOODLE!

Grades K-5: Students will follow the dances as they watch the GoNoodle videos selected by Ms. Lupold. See how many dances you can do this week!

PARENTS/PADRES:

**Your family can make screen time active
and play GoNoodle at home for FREE!**

[https://assets-gnp-](https://assets-gnp-ssl.gonoodle.com/parent_invite_pdfs/gonoodle_parent_invite_en.pdf)

[ssl.gonoodle.com/parent_invite_pdfs/gonoodle_parent_invite_en.pdf](https://assets-gnp-ssl.gonoodle.com/parent_invite_pdfs/gonoodle_parent_invite_en.pdf)

**¡Su familia puede realizar tiempo activo
de pantalla y jugar GoNoodle en casa GRATIS!**

[https://assets-gnp-](https://assets-gnp-ssl.gonoodle.com/parent_invite_pdfs/gonoodle_parent_invite_es.pdf)

[ssl.gonoodle.com/parent_invite_pdfs/gonoodle_parent_invite_es.pdf](https://assets-gnp-ssl.gonoodle.com/parent_invite_pdfs/gonoodle_parent_invite_es.pdf)

Weekly Activities:

Grades K -5 Click on the links to the dances on our Interactive Page below to open the videos for your dances. See how many dances you can learn and get family members to join in the fun! You can also have a virtual dance party with friends and family if your parents use video conferencing like Screenomatic, Microsoft TEAMS & SKYPE or Facetime. Information is on the GONOODLE website.

Send Ms. Lupold the video or a link to the video of your dancing fun.

Explore more dances and games on gonoodle.com

If you still want to do the Quaver drum music activity use the video tutorial Ms. Lupold made for you! Log on to Quaver Music and go to QBack Beat Lite.

<https://drive.google.com/file/d/1RGljhC17Wkz1aOfLsR8xwtm0409O5-wE/view>

ENRICHMENT: GO to www.incredibox.com "Try the Web Version" for the laptop. Choose a Version and mix your own Beatbox music!

ART LESSON: Garden Art Lesson: See the links below on Music and Art

*Parents should send photos, videos of their child's art, interaction on Quaver or making and/or singing music each week. This is how I will assign grades.

Physical Education Week 5 – April 20-24

Objective(s): Describe and select physical activities that provide opportunities for enjoyment and challenge. Cardiovascular endurance, Upper body, abdominal and legs' muscles' strength and endurance. Rhythm, timing, body coordination, travelling in different ways without falling, demonstrate clear contrast between slow and fast movement when travelling.

English Language Learners Objectives: Listen to and derive meaning from variety of media such as audio, videos and pictures to build and reinforce concepts and language attainment.

Weekly Activities:






Daily Exercise from P.E. Menu and List of Daily choices – See Below

FitnessGram – The state has suspended Fitness Gram testing for this school year so scores will not be entered for any students in 3rd – 5th grade. I still encourage students to work on their upper body strength and cardio endurance.

Assessment(s): Print Fitness Log sheet or create your own with notebook paper or copy paper. Scan or email a photo of the completed log to hatfieldt@lpisd.org.

P.E. Daily Exercises or choose an exercise to do from the daily choices list on the bottom.

Stay Fit! And Be Active!

Monday	Tuesday	Wednesday	Thursday	Friday
<p>Overhand Throw Activity. Click the link below. https://www.youtube.com/watch?v=dcSPLz2sDw</p>	<p>Zumba for Kids</p> 	<p>Get Active</p> 	<p>Kids Yoga</p> 	<p>Left Side Plank 20 counts, Right Side Plank 20 counts (2 cycles). Click the link below https://www.youtube.com/watch?v=kkgvWV8BfOM</p>
<p>Or</p>	<p>Or</p>	<p>Or</p>	<p>Or</p>	<p>Or</p>
<p>Underhand Throw Activity. Click the link below. https://www.youtube.com/watch?v=7YpxIsf5w_8</p>	<p>Just Dance</p> 	<p>Core and flexibility work out (repeat 2X). Click the link below. https://www.youtube.com/watch?v=s9956eVov_g</p>	<p>Stretching</p> 	<p>Have a plank contest with someone (2 wins out 3). Click the link below https://www.youtube.com/watch?v=ltHUz426Xtw</p>

Daily Choices:

Run up and down your stairs for 10 minutes

50 Jumping Jacks / jump rope

Do some gardening (rake leaves and pull weeds)

Take a Family Walk or Ride Bike for 20 minutes

Vacuum or Sweep and Mop the entire house

Dust all the Windows and Furniture

Plank while reading a book



Music and Art Links



Quaver Music Lessons: *Please use Clever to sign into Quaver.*****

Log on to Clever with user name and password:

Click on the Quaver App

Go to the Student Dashboard

Choose: Creatives then “QBackBeat Lite” to compose your own music.

Use your own instruments to play along with your digital drum music.



GoNoodle Dance Video Links

Intro to GoNoodle:

<https://app.gonoodle.com/activities/gonoodle-101-an-intro-for-students?s=Channel&t=The%20Champiverse&sid=32&cs=the-champiverse>

Roar:

https://family.gonoodle.com/activities/roar?utm_content=teacher&utm_medium=2644783&utm_campaign=share_link&utm_term=roar&utm_source=clipboard

Alpha Groove:

<https://app.gonoodle.com/activities/alpha-groove?s=Channel&t=Awesome%20Sauce&sid=20&cs=awesome-sauce>

Explore more dances on your own and share your favorite with Ms. Lupold. HAPPY DANCING!

Spring Art Lessons

Create a Garden using Cotton Balls and Q-Tips and MAKEUP! Use some Colorful Eyeshadow, Lipstick, and Cheek Color. You can also use traditional art supplies. Get Creative!

<https://youtu.be/jeKMnJyAG2I> If using makeup, get Mom or Sister's permission first!

You will want to pause the video as you create your art so that you can move at your own speed.

Below is Ms. Lupold's "Eyeshadow" Art ~ Send Ms. Lupold photos of your art!

