



Heritage Elementary Second Grade Outreach Learning April 20-24

Click on our picture for a message from your principals and the books to listen to our read alouds:



Haga clic en nuestra imagen para ver un mensaje de sus directores y los libros para escuchar nuestras lecturas en voz alta:



English Message



Spanish Message



Counselor's Corner: <https://www.smores.com/rh5sa>

Nurse's News: <https://www.smores.com/16ahu>

If your child receives Special Education, Section 504, or Dyslexia services, services will be addressed weekly by your child's teacher via email.
Si su hijo recibe servicios de Educación Especial, Sección 504 o Dislexia, la maestra de su hijo se ocupará semanalmente de los servicios por correo electrónico.

If there are any questions, please feel free to email your child's teacher at:

Si tiene alguna pregunta, favor de enviar un correo electrónico al maestra/o de su hijo a:

Mrs. Cole: colea@lpsid.org

Mrs. Raymundo: raymundomari@lpsid.org

Ms. Trexler: trexlerh@lpsid.org

2nd Grade Office Hours/Horario de oficina para las maestras de 2a grado: 9-11 am and 1-3 pm

Grades/Grados:

Assignments for the week of April 14-17, 2020 are due on Monday, April 20, 2020 by 8:00 a.m.

Las asignaciones para la semana del 14 al 17 de abril de 2020 vencen el martes 20 de abril de 2020 a las 8:00 a.m.

Reading/Language Arts

HMH/Clever/Study Island

Objective(s): 2.D Students will identify the central idea and supporting details

Objective for English Language Learners: use prior knowledge and experiences to understand meanings in English.[1A listen to and derive meaning from a variety of media such as audio tape, video, DVD, and CD ROM to build and reinforce concept and language attainment-2F speak using a variety of grammatical structures, sentence lengths, sentence types, and connecting words with increasing accuracy and ease as more English is acquired.[3C]

Weekly Activities:

Day 1: The students will listen to “The Night I Followed the Dog” on storyonline.net. As you are listening, think about the central idea (the main idea) of the story.

<https://www.storyonline.net/books/the-night-i-followed-the-dog/>

Day 2: The student will log into HMH – click on assignments

Click on My Book – “At Home in the Wild” and begin reading. Once you have read the story a few times and feel ready, you will complete the online assessment.

Day 3: The student will log into HMH – click on assignments

Click on My Book – “Poems in the Attic” and begin reading. Once you have read the story a few times and you feel ready, you will complete the online assessment.

Day 4: Students will log into their Clever account and locate Study Island. The student will begin by clicking active assignment – “Central Ideas and Details” and “Characters”

Day 5: Students will log into their Clever account and locate Study Island. The student will begin by clicking active assignment – “Compound Subjects and Predicates” and “Capitalization”

****Continue working on 4th nine weeks AR goal**

Assessment(s): Assessments will be given online at the end of each lesson.

Extension:

Open the following link:

<https://www.storyboardthat.com/>

Create a storyboard (Choose one) –

- Retell a book of your choice – beginning, middle, and end
- Give your character a speech bubble to type your words in -
Save your work

Login: User - last name first name (no dot in the middle)

Password – Lplunch#

Mathematics

Clever/Study Island

Objective(s): 2.11 Students will learn about saving, spending, lending, and borrowing.

Objective for English Language Learners: use prior knowledge and experiences to understand meanings in English.[1A]

Weekly Activities:

1. Watch Berenstain Bears’ “The Trouble with Money” Part 1
<https://www.youtube.com/watch?v=X0OUV5rTBno>
2. Envision Math Lesson 16-4: Borrowing Money watch both videos and complete online quiz
3. Watch Berenstain Bears “The Trouble with Money” Part 2
<https://www.youtube.com/watch?v=aa7xLkTu8HA&t=4s>
4. Envision Math Lesson 16-5: Money in a Bank watch both videos and complete online quiz

Envision Math

Go to student portal

Click online textbooks

Click Pearson Texas (K-12)

Login:

Username:lastname.firstname Password:lplunch#

Click enVisionMATH Texas 2.0 Grade 2

Click Classes

Scroll down to your Math Lessons

Assessment(s): Students will complete the online quizzes online from Envision.

Science

Clever/Study Island

Objective(s): The student will investigate and record some of the unique stages that insects undergo during their life cycle.

Objective for English Language Learners: use prior knowledge and experiences to understand meanings in English.[1A]

Weekly Activities:

1. The student will log into clever, click on Study Island, complete the lesson “Environments and Life Cycles”.
2. The student will log into clever, click on iXL and complete the lesson “Read Animal Life Cycle Diagrams.”

Assessment(s): Students will be assessed online through iXL and Study Island.

Social Studies

Studies Weekly

Objective(s): The student will understand the ethnic and cultural celebrations.

Objective for English Language Learners: use prior knowledge and experiences to understand meanings in English.[1A]

Weekly Activities:

1. The student will log into clever, click on studies weekly, and select week 12. Read through the weekly then when you are ready, take the quiz. Make sure to go back into the weekly to help answer questions.
2. The student will log into clever, click on iXL and complete the lesson “Thanksgiving”.

Remember, your child’s grade will improve once the teacher goes in and finishes grading the studies weekly. Please do not worry!

Assessment(s): Students will be assessed online through studies weekly and iXL.

Lectura/Artes del lenguaje

LECTURA

Actividades semanales:

Día 1: Los estudiantes escucharán "The Night I Followed the Dog" en storyonline.net. Mientras escucha, piense en la idea central (la idea principal) de la historia.

<https://www.storylineonline.net/books/the-night-i-followed-the-dog/>

Día 2: El alumno iniciará sesión en HMH - haga clic en *assignments*

Haga clic en *My Book* - "At Home in the Wild" y comience a leer. Una vez que haya leído la historia varias veces y se sienta listo, completará la evaluación en línea.

Día 3: El alumno iniciará sesión en HMH - haga clic en *assignments*

Haga clic en *My Book* - "Poems in the Attic" y comience a leer. Una vez que haya leído la historia varias veces y se sienta listo, completará la evaluación en línea.

Día 4: Los estudiantes iniciarán sesión en su cuenta *Clever* y localizarán Study Island. El alumno comenzará haciendo clic en la *active assignment* : "Central Ideas and Details" y "Characters"

Día 5: Los estudiantes iniciarán sesión en su cuenta *Clever* y localizarán Study Island. El alumno comenzará haciendo clic en *active assignment*: "Compound Subject and Predicates" y "Capitalization"

**** Continuar trabajando en la cuarta meta de nueve semanas de AR**

Evaluación (es): las evaluaciones se realizarán en línea al final de cada lección.

Extensión:

Abre el siguiente enlace: <https://www.storyboardthat.com/>

Crear un guión gráfico

- Cuente una historia sobre cómo se siente al aprender en casa
- Vuelve a contar un libro de tu elección: principio, medio y final
- Dale a tu personaje un globo de diálogo para escribir tus palabras
- Guarda tu trabajo

Inicio de sesión: Usuario - apellido nombre (sin punto en el medio)

Contraseña - Lplunch #

Matemáticas

MATEMATICAS

Actividades semanales:

Día 1- Vea Berenstain Bears' "The Trouble with Money" Part 1

<https://www.youtube.com/watch?v=XOOUV5rTBno>

Día 2. *Envision Math Lesson 16-4: Borrowing Money* mira ambos

videos y completa el cuestionario en línea

Día 3. Vea Berenstain Bears "The Trouble with Money" Part 2

<https://www.youtube.com/watch?v=aa7xLkTu8HA&t=4s>

Día 4. *Envision Math Lesson 16-5: Money in a Bank* mira

ambos videos y completa el cuestionario en línea

Envision Math

Ir al portal de "Students"

Haga Clic online textbooks

Haga Clic Pearson Texas (K-12)

Login: Username:lastname.firstname

Password:lplunch#

Haga Clic enVisionMATH Texas 2.0 Grade 2

Haga Clic Classes

Desplácese hacia abajo a Math Lessons

Evaluación (es): los estudiantes completarán las secciones de práctica en línea en línea desde HMH

Ciencias

CIENCIAS:

Actividades semanales:

- 1.El alumno iniciará sesión de *Clever*, haga clic en iXL y completará la lección “Environments and Life Cycles”
- 2.. El alumno iniciará sesión de *Clever*, hará clic en iXL y completará la lección “Animal Life Diagrams”

Evaluación (es): los estudiantes serán evaluados en línea a través de iXL

Estudios Sociales

ESTUDIOS SOCIALES:

Actividades semanales:

- 1.El alumno iniciará sesión de *Clever*, hará clic en *Studies Weekly* seleccionará Week 12. Lea el semanario y luego, cuando esté listo, realice el cuestionario.
2. El alumno iniciará sesión de *Clever*, hará clic en *iXL* y completará la lección "Thanksgiving".

* Recuerde, la calificación de su hijo mejorará una vez que el maestro entre y termine de calificar en *Studies Weekly*. Por favor no se preocupen*

Evaluación (es): los estudiantes serán evaluados en línea a través *de Studies Weekly e iXL*.

Coach Hatfield and Ms. Lupold have your 5th Set of lessons and activities here!
Stay strong physically and in your heart as you exercise, play and make music a new way!
Live links to more lessons are on the pages below the lesson plan text boxes.

If there are any questions, please feel free to email:

P.E. Coach at: hatfiledt@lpisd.org for physical education questions

Office hours for P.E. are: 9:00-11:00 and 1:00-3:00 Monday – Friday

Coaches' Message: Stay Fit! Be Active!

Music/Art Teacher at: lupoldj@lpisd.org for questions about music or art

Office hours for MUSIC & ART are: 9:00-11:00 and 1:00-3:00 Monday - Friday

Fine Arts Message: Lessons on Quaver are the required lessons for Music. This week will also include Enrichment and Extension lessons with links to sites for more music and art experiences.

Music & Art - Week 5 – April 20-24

Objective(s): Students will perform old and new dances to various styles of music following guided dances. A variety of sequenced choreography steps will be demonstrated by our favorite and new dancers from GONOODLE!

Grades K-5: Students will follow the dances as they watch the GoNoodle videos selected by Ms. Lupold. See how many dances you can do this week!

PARENTS/PADRES:

**Your family can make screen time active
and play GoNoodle at home for FREE!**

[https://assets-gnp-](https://assets-gnp-ssl.gonoodle.com/parent_invite_pdfs/gonoodle_parent_invite_en.pdf)

[ssl.gonoodle.com/parent_invite_pdfs/gonoodle_parent_invite_en.pdf](https://assets-gnp-ssl.gonoodle.com/parent_invite_pdfs/gonoodle_parent_invite_en.pdf)

**¡Su familia puede realizar tiempo activo
de pantalla y jugar GoNoodle en casa GRATIS!**

[https://assets-gnp-](https://assets-gnp-ssl.gonoodle.com/parent_invite_pdfs/gonoodle_parent_invite_es.pdf)

[ssl.gonoodle.com/parent_invite_pdfs/gonoodle_parent_invite_es.pdf](https://assets-gnp-ssl.gonoodle.com/parent_invite_pdfs/gonoodle_parent_invite_es.pdf)

Weekly Activities:

Grades K -5 Click on the links to the dances on our Interactive Page below to open the videos for your dances. See how many dances you can learn and get family members to join in the fun! You can also have a virtual dance party with friends and family if your parents use video conferencing like Screenomatic, Microsoft TEAMS & SKYPE or Facetime. Information is on the GONOODLE website.

Send Ms. Lupold the video or a link to the video of your dancing fun.

Explore more dances and games on gonoodle.com

If you still want to do the Quaver drum music activity use the video tutorial Ms. Lupold made for you! Log on to Quaver Music and go to QBack Beat Lite.

<https://drive.google.com/file/d/1RGljhC17Wkz1aOfLsR8xwtm0409O5-wE/view>

ENRICHMENT: GO TO www.incredibox.com "Try the Web Version" for the laptop. Choose a Version and mix your own Beatbox music!

ART LESSON: Garden Art Lesson: See the links below on Music and Art

*Parents should send photos, videos of their child's art, interaction on Quaver or making and/or singing music each week. This is how I will assign grades.

Physical Education Week 5 – April 20-24

Objective(s): Describe and select physical activities that provide opportunities for enjoyment and challenge. Cardiovascular endurance, Upper body, abdominal and legs' muscles' strength and endurance. Rhythm, timing, body coordination, travelling in different ways without falling, demonstrate clear contrast between slow and fast movement when travelling.

English Language Learners Objectives: Listen to and derive meaning from variety of media such as audio, videos and pictures to build and reinforce concepts and language attainment.

Weekly Activities:






Daily Exercise from P.E. Menu and List of Daily choices – See Below

FitnessGram – The state has suspended Fitness Gram testing for this school year so scores will not be entered for any students in 3rd – 5th grade. I still encourage students to work on their upper body strength and cardio endurance.

Assessment(s): Print Fitness Log sheet or create your own with notebook paper or copy paper. Scan or email a photo of the completed log to hatfieldt@lpsd.org.

P.E. Daily Exercises or choose an exercise to do from the daily choices list on the bottom.

Stay Fit! And Be Active!

<p>Monday</p> <p>Overhand Throw Activity. Click the link below. https://www.youtube.com/watch?v=dcSPLz2sDw</p> <p>Or</p> <p>Underhand Throw Activity. Click the link below. https://www.youtube.com/watch?v=7YpxIsf5w_8</p>	<p>Tuesday</p> <p>Zumba for Kids</p>  <p>Or</p> <p>Just Dance</p> 	<p>Wednesday</p> <p>Get Active</p>  <p>Or</p> <p>Core and flexibility work out (repeat 2X). Click the link below. https://www.youtube.com/watch?v=s9956eVov_g</p>	<p>Thursday</p> <p>Kids Yoga</p>  <p>Or</p> <p>Stretching</p> 	<p>Friday</p> <p>Left Side Plank 20 counts, Right Side Plank 20 counts (2 cycles). Click the link below https://www.youtube.com/watch?v=kkgvWV8BfOM</p> <p>Or</p> <p>Have a plank contest with someone (2 wins out 3). Click the link below https://www.youtube.com/watch?v=ltHUz426Xtw</p>
---	---	--	---	--

Daily Choices:

Run up and down your stairs for 10 minutes

50 Jumping Jacks / jump rope

Do some gardening (rake leaves and pull weeds)

Take a Family Walk or Ride Bike for 20 minutes

Vacuum or Sweep and Mop the entire house

Dust all the Windows and Furniture

Plank while reading a book



Music and Art Links



Quaver Music Lessons: *****Please use Clever to sign into Qu**

Log on to Clever with user name and password:

Click on the Quaver App

Go to the Student Dashboard

Choose: **Creatives then “QBackBeat Lite” to compose your own music.**

Use your own instruments to play along with your digital drum music.



GoNoodle Dance Video Links

Intro to GoNoodle:

<https://app.gonoodle.com/activities/gonoodle-101-an-intro-for-students?s=Channel&t=The%20Champiverse&sid=32&cs=the-champiverse>

Roar:

https://family.gonoodle.com/activities/roar?utm_content=teacher&utm_medium=2644783&utm_campaign=share_link&utm_term=roar&utm_source=clipboard

Alpha Groove:

<https://app.gonoodle.com/activities/alpha-groove?s=Channel&t=Awesome%20Sauce&sid=20&cs=awesome-sauce>

Explore more dances on your own and share your favorite with Ms. Lupold. HAPPY DANCING!

Spring Art Lessons

Create a Garden using Cotton Balls and Q-Tips and MAKEUP! Use some Colorful Eyeshadow, Lipstick, and Cheek Color. You can also use traditional art supplies. Get Creative!

<https://youtu.be/jeKMNJyAG2I> If using makeup, get Mom or Sister's permission first!

You will want to pause the video as you create your art so that you can move at your own speed.

Below is Ms. Lupold's "Eyeshadow" Art ~ Send Ms. Lupold photos of your art!



