



## Heritage Elementary 5th Grade Outreach Learning April 20 – April 24, 2020

Click on our picture for a message from your principals and the books to listen to our read alouds:



Haga clic en nuestra imagen para ver un mensaje de sus directores y los libros para escuchar nuestras lecturas en voz alta:



English Message



Spanish Message



**Counselor's Corner:** <https://www.smores.com/rh5sa>

**Nurse's News:** <https://www.smores.com/16ahu>

If your child receives Special Education, Section 504, or Dyslexia services, services will be addressed weekly by your child's teacher via email.  
Si su hijo(a) recibe servicios de Educación Especial, Sección 504 o Dislexia, el maestro de su hijo(a) se ocupará semanalmente los servicios por correo electrónico.

### **5<sup>th</sup> Grade TEAM OFFICE HOURS/HORARIO DE OFICINA DE LOS MAESTROS DE QUINTO Grado**

9:00-11:00 in the morning/por la mañana

1:00-3:00 in the afternoon/por la tarde

If there are any questions, please feel free to email your child's teacher at:

Si tiene alguna pregunta, no dude en enviar un correo electrónico al maestro de su hijo(a) a:

[fournierb@lpsd.org](mailto:fournierb@lpsd.org) / [goinsd@lpsd.org](mailto:goinsd@lpsd.org) / [alanizs@lpsd.org](mailto:alanizs@lpsd.org) / [otwellt@lpsd.org](mailto:otwellt@lpsd.org) / [hayesa@lpsd.org](mailto:hayesa@lpsd.org)

Math Interventionist- Mrs. Sader [saderb@lpsd.org](mailto:saderb@lpsd.org)

Reading Interventionist- Mrs. Sosa-Garza [sosa-garzaa@lpsd.org](mailto:sosa-garzaa@lpsd.org)

Special Education department- Mrs. Curd [curdh@lpsd.org](mailto:curdh@lpsd.org)

### **Grades/Calificaciones**

Assignments for the week of April 14-17, 2020 are due on Monday, April 20, 2020 by 8:00 a.m.

Las tareas para la semana del 14 al 17 de abril de 2020 se entregarán el lunes 20 de abril de 2020 a las 8:00 a.m.

## Reading/Language Arts

**Objective(s):** 5.10A- draw conclusions from the information presented by an author and evaluate how well the author's purpose was achieved  
5.11A- summarize the main ideas and supporting details in a text in ways that maintains meaning and logical order  
5.11B- determine the facts in text and verify them through established methods

**English Language Learners:** 4G - demonstrate comprehension of increasingly complex English by participating in shared reading, retelling or summarizing material, responding to questions, and taking notes commensurate with content area and grade level needs. 4H - Read silently with increasing ease and comprehension for longer periods.

**Weekly Activities:** Read the two assignments below, answer the questions and submit to teacher. Log onto Study Island and complete the two assignments listed below that have been assigned. Please remember to read 30 minutes each day. We encourage students to visit our extra practice and resources sites as well.  
**All the links can be found on your teacher's page through the Clever app.**

### Assessment(s):

#### Hayes and Alaniz's Students Readworks Assignments- (FOR A GRADE)

1. Brothers
2. The Variety of Maps

#### Hayes and Alaniz's Students Study Island Assignments-Writing(FOR A GRADE)

1. Transitions
2. Subject-Verb Agreement

#### Hayes and Alaniz's Students Independent Reading (preferably chapter books)-

- 30 minutes, per day, Monday-Friday
- Renaissance Place (AR)
- Ebooks are available using the EPIC books found in the Clever app

#### Enrichment/Optional

FLOCABULARY  
EPIC books  
Time for kids  
Study Island

## Mathematics

**OBJECTIVE(S): The Student will: 5.2(B) Compare and order two decimals to thousandths and represent comparisons using the symbols  $>$ ,  $<$ , or  $=$ .**

ENGLISH LANGUAGE LEARNERS: 5.1A, 5.2F, 5.2G, 5.2I

### HELPFUL TIPS:

- Read each assignment very carefully.
- Remember that even though an assignment page may say, "**TURNED IN**", it doesn't mean that you completed the assignment or quiz. Please click on the link given to you on that assignment's page and scroll to the bottom of the assignment or quiz and click the "**SUBMIT**" button, then click on the "**TURNED IN**" button on that assignment's page. Please let me know if you need any help. Thank you!

### IMPORTANT: OFFICE 365/TEAMS ASSIGNMENTS

- All 5th grade math assignments can be found in Teams. Students can log into Teams and other apps using Clever on the LPISD student portal.

#### Clever

lastname.firstname  
password: lp(lunch#)

#### Office 365 Education/Email

[lastname.firstname@student.lpsd.org](mailto:lastname.firstname@student.lpsd.org)  
password: lp(lunch#)

### ASSIGNMENTS:

#### **1. WEEK 5\_SPIRAL REVIEW: (FOR A GRADE)**

(Follow the directions given in Teams)

The students will work independently to answer questions on previously taught skills. You may use your journals notes (if you have them) for help.

#### **2. WEEK 5\_QUIZ: COMPARE AND ORDER DECIMALS (FOR A GRADE)**

(Follow the directions in Teams)

The students will practice comparing and ordering decimals with **IXL lesson G.10**. Then, students will take a quiz to show their understanding of comparing and ordering decimals.

## Science

**Objective(s):** Demonstrate that light travels in a straight line until it strikes an object and is reflected or travels through one medium to another and is refracted.

**Objectives for English Language learners:** 1H - Develop and expand repertoire of learning strategies such as reasoning inductively or deductively, looking for patterns in language, and analyzing sayings and expressions commensurate with grade-level learning expectations. 2I - Demonstrate listening comprehension of increasingly complex spoken English by following directions, retelling or summarizing spoken messages, responding to questions and requests, collaborating with peers, and taking notes commensurate with content and grade-level needs. 4H - Read silently with increasing ease and comprehension for longer periods.

**Weekly Activities (Both for a grade):**

[Pre-Assessment from 5.6C Light](#)

[Post-Assessment from 5.6C Light](#)

These two activities in [Stemscopes have questions at the end. It is important you do the questions to get credit for the assignment.](#)

**For Mr. Fournier's class - Teams contains activities that support the lesson also.**

Please review the PowerPoint about light before doing the assessments.

## Social Studies

**Objective(s):** 5.5B Students will learn about how America becomes a Superpower!

**English Language Learners:** 4H - Read silently with increasing ease and comprehension for longer periods

**Weekly Activities:** Students will log into Studies weekly online. Read week 29 and complete the test at the end. Students may use the articles to help answer the questions. Students, please remember, take your time and go back to find the answer. Do not rush into answering the questions and submitting without checking your work.

**Assessment(s):**

**All 5<sup>th</sup> grade students will complete the following:**

**Social Studies (FOR A GRADE):**

Studies weekly Week 29, read and complete the test. You may open another screen online and use the newspaper article to help with the questions.

**Enrichment- optional**

Review previous taught weeks and take any tests not yet completed.

## Lectura/Artes del lenguaje

**Objetivo(s):** 5.10A- sacar conclusiones de la información presentada por un autor y evaluar qué tan bien se logró el propósito del autor  
5.11A- resume las ideas principales y los detalles de apoyo en un texto de manera que mantenga el significado y el orden lógico  
5.11B- determinar los hechos en el texto y verificarlos a través de métodos establecidos

### Objetivos para los estudiantes que están aprendiendo inglés:

4G - demostrar comprensión del inglés cada vez más complejo al participar en lecturas compartidas, volver a contar o resumir material, responder preguntas y tomar notas de acuerdo con el área de contenido y las necesidades de nivel de grado. 4H - leer en silencio con mayor facilidad y comprensión por períodos más largos

**Actividades semanales:** Lea las tareas a continuación, responda las preguntas y envíelas al maestro. Inicie sesión en Study Island y completa las dos tareas enumeradas a continuación que se han asignado. Por favor recuerde leer 30 minutos cada día. También alentamos a los estudiantes a visitar nuestros sitios de práctica y recursos adicionales. **Todos los enlaces necesarios se pueden encontrar en la página de su maestro en el app de clever.**

### Evaluación(es):

#### Tareas de Readworks para estudiantes de Hayes y Alaniz- (PARA UN GRADO)

1. Brothers
2. The Variety of Maps

#### Tareas de Study Island para estudiantes de Hayes y Alaniz-Escritura-

#### **(PARA UN GRADO)**

1. Transitions
2. Subject-Verb Agreement

#### Lectura independiente para estudiantes de Hayes y Alaniz - (preferiblemente libros de capítulos)

- Leer 30 minutos diario, lunes-viernes
- Renaissance Place (AR)
- Libros electrónicos están disponibles usando la programa EPIC books en la página de su maestro en el app Clever

#### Práctica Adicional/Opcional

FLOCABULARY  
EPIC books  
Time for kids  
Study Island

## Matemáticas

**OBJETIVO (S): El Estudiante: 5.2 (B) Comparará y ordenará dos decimales a milésimas y representará comparaciones usando los símbolos  $>$ ,  $<$ , o  $=$**

### Objetivos para los estudiantes que están aprendiendo inglés:

5.1A, 5.2F, 5.2G, 5.2I

### CONSEJOS ÚTILES:

- Lea cada tarea cuidadosamente.
- Recuerde que aunque una página de tarea puede decir "**TURNED IN**", no significa que haya completado la tarea o el cuestionario. Haga clic en el enlace que se le proporcionó en la página de esa tarea y desplácese hasta el final de la página de la tarea o prueba y haga clic en el botón "**SUBMIT**", luego haga clic en el botón "**TURNED IN**" en la página de esa tarea. Por favor, avíseme si necesita ayuda. ¡Gracias!

### IMPORTANTE: TAREAS DE OFFICE 365/TEAMS

- Todas las tareas de matemáticas de quinto grado se pueden encontrar en Teams. Los estudiantes pueden iniciar sesión en Teams y otras aplicaciones usando el app Clever en el portal de estudiantes de LPISD.

### Clever

lastname.firstname  
password: lp(lunch#)

### Office 365 Education/Email

[lastname.firstname@student.lpisd.org](mailto:lastname.firstname@student.lpisd.org)  
password: lp(lunch#)

### Actividades:

**1. SEMANA 5\_REPASO ESPIRAL (PARA UN GRADO):** (Siga las instrucciones dadas en Teams) Los estudiantes trabajarán de forma independiente para responder a preguntas sobre lecciones anteriores. Puede usar sus notas de su libreta (si la tiene) para obtener ayuda.

### **2. SEMANA 5 EXAMEN: COMPARAR Y ORDENAR DECIMALES (PARA UN GRADO)**

(Siga las instrucciones dadas en Teams)  
Los estudiantes practicarán comparar y ordenar decimales con IXL lección **G.10**. Luego, los estudiantes tomarán un cuestionario para mostrar su comprensión de comparar y ordenar decimales.

## Ciencias

**Objetivo(s):** Demuestre que la luz viaja en línea recta hasta que golpea un objeto y se refleja o viaja de un medio a otro y se refracta.

**Objetivos para los estudiantes que están aprendiendo inglés:**

**1H** desarrolle y amplíe el repertorio de estrategias de aprendizaje, como el razonamiento inductivo o deductivo, la búsqueda de patrones en el lenguaje y el análisis de dichos y expresiones acordes con las expectativas de aprendizaje de nivel de grado. **2I** demuestre la comprensión auditiva del inglés hablado cada vez más complejo siguiendo instrucciones, volviendo a contar o resumiendo mensajes hablados, respondiendo preguntas y solicitudes, colaborando con sus compañeros y tomando notas acordes con el contenido y las necesidades de nivel de grado **4H** leer en silencio con mayor facilidad y comprensión por períodos más largos.

**Actividades semanales (PARA UN GRADO):**

[Pre-Assessment from 5.6C Light](#) - Pre-evaluación de 5.6C Luz

[Post-Assessment from 5.6C Light](#) - Evaluación posterior de 5.6C Luz

Estas dos actividades en [Stemscopes tienen preguntas al final. Es importante que haga las preguntas para obtener crédito por la tarea.](#)

**Para la clase del Sr. Fournier** - También el app TEAMS contiene actividades que apoyan la lección.

Por favor revise el PowerPoint sobre la luz antes de hacer las evaluaciones.

## Estudios Sociales

**Objetivo(s):** 5.5B ¡Los estudiantes aprenderán sobre cómo Estados Unidos se convierte en una superpotencia!

**Objetivos para los estudiantes que están aprendiendo inglés:** 4H - leer en silencio con mayor facilidad y comprensión por períodos más largos.

**Actividades Semanales:** Los estudiantes iniciarán sesión en USA Weekly en línea. Lea la semana 29 y completa la prueba al final. Los estudiantes pueden usar los artículos para ayudar a responder las preguntas. Estudiantes, recuerden, tómense su tiempo y regresen para encontrar la respuesta. No se apresure a responder las preguntas y enviarlas sin verificar su trabajo.

**Evaluación(es):** Todos los estudiantes de quinto grado completarán lo siguiente que se encuentra en la app de Clever:

**Estudios Sociales (PARA UN GRADO)** USA Weekly - Week 29

Lee y completa el examen. Puede abrir otra pantalla en línea y usar el artículo del periódico para ayudar con las preguntas.

**Práctica adicional - opcional**

Revise las semanas anteriores y tome cualquier prueba que no has terminado.

**Coach Hatfield and Ms. Lupold have your 5<sup>th</sup> Set of lessons and activities here!**  
**Stay strong physically and in your heart as you exercise, play and make music a new way!**  
**Live links to more lessons are on the pages below the lesson plan text boxes.**

If there are any questions, please feel free to email:

**P.E. Coach** at: [hatfiledt@lpisd.org](mailto:hatfiledt@lpisd.org) for physical education questions

**Office hours for P.E. are: 9:00-11:00 and 1:00-3:00 Monday – Friday**

**Coaches' Message:** Stay Fit! Be Active!

**Music/Art Teacher** at: [lupoldj@lpisd.org](mailto:lupoldj@lpisd.org) for questions about music or art

**Office hours for MUSIC & ART are: 9:00-11:00 and 1:00-3:00 Monday - Friday**

**Fine Arts Message:** Lessons on Quaver are the required lessons for Music. This week will also include Enrichment and Extension lessons with links to sites for more music and art experiences.

## Music & Art - Week 5 – April 20-24

**Objective(s):** Students will perform old and new dances to various styles of music following guided dances. A variety of sequenced choreography steps will be demonstrated by our favorite and new dancers from GONOODLE!

**Grades K-5:** Students will follow the dances as they watch the GoNoodle videos selected by Ms. Lupold. See how many dances you can do this week!

### PARENTS/PADRES:

**Your family can make screen time active  
and play GoNoodle at home for FREE!**

[https://assets-gnp-](https://assets-gnp-ssl.gonoodle.com/parent_invite_pdfs/gonoodle_parent_invite_en.pdf)

[ssl.gonoodle.com/parent\\_invite\\_pdfs/gonoodle\\_parent\\_invite\\_en.pdf](https://assets-gnp-ssl.gonoodle.com/parent_invite_pdfs/gonoodle_parent_invite_en.pdf)

**¡Su familia puede realizar tiempo activo  
de pantalla y jugar GoNoodle en casa GRATIS!**

[https://assets-gnp-](https://assets-gnp-ssl.gonoodle.com/parent_invite_pdfs/gonoodle_parent_invite_es.pdf)

[ssl.gonoodle.com/parent\\_invite\\_pdfs/gonoodle\\_parent\\_invite\\_es.pdf](https://assets-gnp-ssl.gonoodle.com/parent_invite_pdfs/gonoodle_parent_invite_es.pdf)

Weekly Activities:

**Grades K -5** Click on the links to the dances on our Interactive Page below to open the videos for your dances. See how many dances you can learn and get family members to join in the fun! You can also have a virtual dance party with friends and family if your parents use video conferencing like Screenomatic, Microsoft TEAMS & SKYPE or Facetime. Information is on the GONOODLE website.

Send Ms. Lupold the video or a link to the video of your dancing fun.

Explore more dances and games on [gonoodle.com](http://gonoodle.com)

If you still want to do the Quaver drum music activity use the video tutorial Ms. Lupold made for you! Log on to Quaver Music and go to QBack Beat Lite.

<https://drive.google.com/file/d/1RGljhC17Wkz1aOfLsR8xwtm0409O5-wE/view>

**ENRICHMENT:** GO to [www.incredibox.com](http://www.incredibox.com) “Try the Web Version” for the laptop. Choose a Version and mix your own Beatbox music!

**ART LESSON:** Garden Art Lesson: See the links below on Music and Art

\*Parents should send photos, videos of their child’s art, interaction on Quaver or making and/or singing music each week. This is how I will assign grades.

## Physical Education Week 5 – April 20-24

**Objective(s):** Describe and select physical activities that provide opportunities for enjoyment and challenge. Cardiovascular endurance, Upper body, abdominal and legs’ muscles’ strength and endurance. Rhythm, timing, body coordination, travelling in different ways without falling, demonstrate clear contrast between slow and fast movement when travelling.

**English Language Learners Objectives:** Listen to and derive meaning from variety of media such as audio, videos and pictures to build and reinforce concepts and language attainment.

### Weekly Activities:






Daily Exercise from P.E. Menu and List of Daily choices – See Below

**FitnessGram** – The state has suspended Fitness Gram testing for this school year so scores will not be entered for any students in 3<sup>rd</sup> – 5<sup>th</sup> grade. I still encourage students to work on their upper body strength and cardio endurance.

**Assessment(s):** Print Fitness Log sheet or create your own with notebook paper or copy paper. Scan or email a photo of the completed log to [hatfieldt@lpisd.org](mailto:hatfieldt@lpisd.org).

P.E. Daily Exercises or choose an exercise to do from the daily choices list on the bottom.

## Stay Fit! And Be Active!

<b>Monday</b>	<b>Tuesday</b>	<b>Wednesday</b>	<b>Thursday</b>	<b>Friday</b>
<p>Overhand Throw Activity. Click the link below. <a href="https://www.youtube.com/watch?v=dcSPLz2sDw">https://www.youtube.com/watch?v=dcSPLz2sDw</a></p>	<p>Zumba for Kids</p> 	<p>Get Active</p> 	<p>Kids Yoga</p> 	<p>Left Side Plank 20 counts, Right Side Plank 20 counts (2 cycles). Click the link below <a href="https://www.youtube.com/watch?v=kkgvWV8BfOM">https://www.youtube.com/watch?v=kkgvWV8BfOM</a></p>
<p>Or</p>	<p>Or</p>	<p>Or</p>	<p>Or</p>	<p>Or</p>
<p>Underhand Throw Activity. Click the link below. <a href="https://www.youtube.com/watch?v=7Ypxlsf5w_8">https://www.youtube.com/watch?v=7Ypxlsf5w_8</a></p>	<p>Just Dance</p> 	<p>Core and flexibility work out (repeat 2X). Click the link below. <a href="https://www.youtube.com/watch?v=s9956eVov_g">https://www.youtube.com/watch?v=s9956eVov_g</a></p>	<p>Stretching</p> 	<p>Have a plank contest with someone (2 wins out 3). Click the link below <a href="https://www.youtube.com/watch?v=ltHUz426Xtw">https://www.youtube.com/watch?v=ltHUz426Xtw</a></p>

### Daily Choices:

Run up and down your stairs for 10 minutes

50 Jumping Jacks / jump rope

Do some gardening (rake leaves and pull weeds)

Take a Family Walk or Ride Bike for 20 minutes

Vacuum or Sweep and Mop the entire house

Dust all the Windows and Furniture

Plank while reading a book







# Music and Art Links



**Quaver Music Lessons: \*\*\*Please use Clever to sign into Quaver\*\*\***

**Log on to Clever with user name and password:**

**Click on the Quaver App**

**Go to the Student Dashboard**

**Choose: Creatives then “QBackBeat Lite” to compose your own music.**

Use your own instruments to play along with your digital drum music.



**GoNoodle Dance Video Links**

**Intro to GoNoodle:**

<https://app.gonoodle.com/activities/gonoodle-101-an-intro-for-students?s=Channel&t=The%20Champiverse&sid=32&cs=the-champiverse>

**Roar:**

[https://family.gonoodle.com/activities/roar?utm\\_content=teacher&utm\\_medium=2644783&utm\\_campaign=share\\_link&utm\\_term=roar&utm\\_source=clipboard](https://family.gonoodle.com/activities/roar?utm_content=teacher&utm_medium=2644783&utm_campaign=share_link&utm_term=roar&utm_source=clipboard)

**Alpha Groove:**

<https://app.gonoodle.com/activities/alpha-groove?s=Channel&t=Awesome%20Sauce&sid=20&cs=awesome-sauce>

Explore more dances on your own and share your favorite with Ms. Lupold. HAPPY DANCING!

## Spring Art Lessons

**Create a Garden using Cotton Balls and Q-Tips and MAKEUP! Use some Colorful Eyeshadow, Lipstick, and Cheek Color. You can also use traditional art supplies. Get Creative!**

<https://youtu.be/jeKMNJyAG2I> If using makeup, **get Mom or Sister's permission first!**

You will want to pause the video as you create your art so that you can move at your own speed.

Below is Ms. Lupold's "Eyeshadow" Art ~ Send Ms. Lupold photos of your art!



