



Heritage Elementary 4th Outreach Learning

April 20-24, 2020

Commented [HA1]: Are we finalizing the lesson we worked on from last week?

Commented [HA2R1]: This lesson looks great.

Click on our picture for a message from your principals and the books to listen to our read alouds:


Haga clic en nuestra imagen para ver un mensaje de sus directores y los libros para escuchar nuestras lecturas en voz alta:



English Message



Spanish Message



Counselor's Corner: <https://www.smores.com/rh5sa>

Nurse's News: <https://www.smores.com/16ahu>

If your child receives Special Education, Section 504, or Dyslexia services, services will be addressed weekly by your child's teacher via email.
Si su hijo recibe servicios de Educación Especial, Sección 504 o Dislexia, los servicios serán dirigidos semanalmente por el maestro de su hijo por correo electrónico.

If there are any questions, please feel free to email your child's teacher at:
Si hay alguna pregunta, no dude en enviar un correo electrónico al maestro de su hijo/a a:

andersond@lpsid.org **ANDERSON**
deckerm@lpsid.org **DECKER**

hodgesal@lpsid.org **HODGES**
vazquezm@lpsid.org **VAZQUEZ**

saderb@lpsid.org **SADER**

4TH GRADE TEAM'S OFFICE HOURS: 9AM to 11AM and 2PM to 4PM
 HORAS DE OFICINA DEL EQUIPO DE 4^o GRADO: 9AM a 11AM y 2PM a 4PM

SADER OFFICE HOURS: 9AM to 11AM and 1PM to 3PM
 HORAS DE OFICINA SADER: 9AM a 11AM y 1PM a 3PM

Grades

Assignments for the week of April 20-24, 2020 are due on Monday, April 27, 2020 by 8:00 a.m.

Las trabajos para la semana del 20 de abril al 24 de abril del 2020 deben ser completadas para el lunes, 27 de abril del 2020 antes de las 8:00 a.m.

Reading/Language Arts	Mathematics
<p>HMH: Into Reading/Arriba la Lectura! Objective(s)/Objetivo(s): <u>Reading/Lectura:</u> We will be able to understand figurative language authors use to create mental images./ <i>Podremos entender el lenguaje figurativo que los autores utilizan para crear imágenes mentales.</i></p> <p><u>Language Arts/Gramatica:</u> We will use adverbs to convey the frequency and to what degree something happens/ <i>Usaremos adverbios para transmitir la frecuencia y hasta qué punto algo sucede</i></p> <p>ELPS: 1E, 2E</p> <p>Weekly Activities/Actividades Semanales: <u>Reading/Lectura:</u></p> <ol style="list-style-type: none"> 1. Review – figurative language anchor chart on HMH assigned to you. 2. Use HMH Module 9 Week 2 to read “On Sea Turtle Patrol” 3. Flocabulary Lesson: Figurative Language (use your anchor chart) 4. Complete 2 AR test using your library books or a book on Epic. <p><u>Language Arts/Gramatica:</u></p> <ol style="list-style-type: none"> 1. Flocabulary Lesson: Adverbs 2. Study Island: Adverbs 8n <p>Assessment(s)/Evaluación(es): <u>Reading/Lectura:</u></p> <ol style="list-style-type: none"> 1. Online selection quiz on HMH over “On Sea Turtle Patrol” 2. Flocabulary – Video, Game, and Quiz over Figurative Language <p><u>Language Arts/ Gramatica:</u></p> <ol style="list-style-type: none"> 1. Flocabulary – Video, Game, and Quiz over Adverbs 2. Study Island – Adverbs 8n 	<p><u>Pearson enVision Mathematics (English/Español)</u> Objective(s)/Objetivo(s): 4.3C-- Determine if a fraction is equivalent, if two given fractions are equivalent./ Determine si una fracción es equivalente, si dos fracciones dadas son equivalentes.</p> <p>4.3D- Compare two fractions with different numerators and different denominators and represent the comparison using the symbols greater than, less than, or equal to./ Comparar dos fracciones con numeradores diferentes y denominadores diferentes y representar la comparación utilizando los símbolos mayores, menores o iguales a.</p> <p>4.3G- Represent fractions and decimals to the tenths of hundredths as distances from zero on a number line./ Representar fracciones y decimales a las décimas de centésimas como distancias de cero en una línea numérica.</p> <p>ELPS: 5F, 3E, 2F</p> <p><u>Weekly Activities/Actividades Semanales:</u></p> <ul style="list-style-type: none"> • Xtra Math • IXL P1: Fraction Review • IXL P6: Graph equivalent fractions on a number line • IXL P7: Identify equivalent fractions • Pearson 10:2 Equivalent fractions Another Look Video • Pearson 10:3 Fractions Simplest forms Another Look Video • Pearson 10:4 Number lines and Equivalent Fractions Quick Check <p><u>Assessment(s)/Evaluación(es):</u></p> <ul style="list-style-type: none"> • Pearson 10:4 Number lines and Fractions Another Look Video • Pearson 10:4 Number line and Fractions Quick Check • IXL P1: Fraction Review • IXL P6: Graph equivalent fractions on a number line • IXL P7 Identify equivalent fractions <p>Intervention: https://www.superteacherworksheets.com/fractions/cut-out-stars-equivalent-fractions_EFSTR.pdf?up=1516109404</p>

Science	Social Studies
<p>STEMscopes (English/Español)</p> <p>Objective(s)/Objetivo(s): 4.10A. Explore how structures and functions enable organisms to survive in their environment./ <i>Explore cómo las estructuras y funciones permiten a los organismos sobrevivir en su entorno.</i></p> <p>ELPS: 1C, 2E, 5B</p> <p>Weekly Activities/Actividades Semanales:</p> <ul style="list-style-type: none"> Review sheet for structures & functions (email) Power Point--Animal Protection (email) IXL Science N1-N4 Science Quiz on Forms <p>https://forms.office.com/Pages/ResponsePage.aspx?id=jYFxoMPeBU25NNkt3kxq-3tJEp4IwSVPuZH9Ro6ppN1UMUtPUDRQSVQyTzNDSTc4VTdLTDRITNTNS4u</p> <ul style="list-style-type: none"> Flocabulary Adaptations <p>Assessment(s)/Evaluación(es):</p> <ul style="list-style-type: none"> Science Quiz on Forms <p>https://forms.office.com/Pages/ResponsePage.aspx?id=jYFxoMPeBU25NNkt3kxq-3tJEp4IwSVPuZH9Ro6ppN1UMUtPUDRQSVQyTzNDSTc4VTdLTDRITNTNS4u</p> <ul style="list-style-type: none"> Flocabulary: Adaptations 	<p>Studies Weekly (English/Español)</p> <p>Objective(s)/Objetivo(s): We will identify the impact of aerospace and computer technology on life in Texas./ <i>Identificaremos el impacto de la tecnología aeroespacial y informática en la vida en Texas.</i></p> <p>Materials/ Materiales: StudiesWeekly- Week 29</p> <p>ELPS: 1E, 2E</p> <p>Weekly Activities/Actividades Semanales:</p> <ol style="list-style-type: none"> Read or Listen to "Texas Blasts off Into the Future", "Notable Texans of the 20th Century", "Texas Technology", and "Texas Leads the Space Race"./ <i>Lea o escuche "Texas Blasts off into the Future", "Notable Texans of the 20th Century", "Texas Technology" y "Texas Leads the Space Race".</i> Watch bonus materials for stories assigned this week. <i>Ver materiales de bonus para las historias asignadas esta semana.</i> <p>Assessment(s)/Evaluación(es): For a grade:</p> <ol style="list-style-type: none"> Complete the test on StudiesWeekly.com and submit it for grading. <i>Complete la prueba de la semana 29.</i>

Coach Hatfield and Ms. Lupold have your 5th Set of lessons and activities here!
Stay strong physically and in your heart as you exercise, play and make music a new way!
Live links to more lessons are on the pages below the lesson plan text boxes.

If there are any questions, please feel free to email:

P.E. Coach at: hatfiledt@lpisd.org for physical education questions

Office hours for P.E. are: 9:00-11:00 and 1:00-3:00 Monday – Friday

Coaches' Message: Stay Fit! Be Active!






Music/Art Teacher at: lupoldj@lpisd.org for questions about music or art

Office hours for MUSIC & ART are: 9:00-11:00 and 1:00-3:00 Monday - Friday

Fine Arts Message: Lessons on Quaver are the required lessons for Music. This week will also include Enrichment and Extension lessons with links to sites for more music and art experiences.

Music & Art - Week 5 – April 20-24	Physical Education Week 5 – April 20-24
<p>Objective(s): Students will perform old and new dances to various styles of music following guided dances. A variety of sequenced choreography steps will be demonstrated by our favorite and new dancers from GONOODLE!</p> <p>Grades K-5: Students will follow the dances as they watch the GoNoodle videos selected by Ms. Lupold. See how many dances you can do this week!</p> <p style="text-align: center;">PARENTS/PADRES: Your family can make screen time active and play GoNoodle at home for FREE! https://assets-gnp-ssl.gonoodle.com/parent_invite_pdfs/gonoodle_parent_invite_en.pdf ¡Su familia puede realizar tiempo activo de pantalla y jugar GoNoodle en casa GRATIS! https://assets-gnp-ssl.gonoodle.com/parent_invite_pdfs/gonoodle_parent_invite_es.pdf</p> <p>Weekly Activities: Grades K -5 Click on the links to the dances on our Interactive Page below to open the videos for your dances. See how many dances you can learn and get family members to join in the fun! You can also have a virtual dance party with friends and family if your parents use video conferencing like Screenomatic, Microsoft TEAMS & SKYPE or Facetime. Information is on the GONOODLE website. Send Ms. Lupold the video or a link to the video of your dancing fun. Explore more dances and games on gonoodle.com If you still want to do the Quaver drum music activity use the video tutorial Ms. Lupold made for you! Log on to Quaver Music and go to QBack Beat Lite. https://drive.google.com/file/d/1RGljhC17Wkz1aOfLsR8xwtm040905-wE/view ENRICHMENT: GO to www.incredibox.com “Try the Web Version” for the laptop. Choose a Version and mix your own Beatbox music!</p> <p>ART LESSON: Garden Art Lesson: See the links below on Music and Art *Parents should send photos, videos of their child’s art, interaction on Quaver or making and/or singing music each week. This is how I will assign grades.</p>	<p>Objective(s): Describe and select physical activities that provide opportunities for enjoyment and challenge. Cardiovascular endurance, Upper body, abdominal and legs’ muscles’ strength and endurance. Rhythm, timing, body coordination, travelling in different ways without falling, demonstrate clear contrast between slow and fast movement when travelling.</p> <p>English Language Learners Objectives: Listen to and derive meaning from variety of media such as audio, videos and pictures to build and reinforce concepts and language attainment.</p> <p>Weekly Activities: <u>Daily Exercise from P.E. Menu and List of Daily choices – See Below</u> FitnessGram – The state has suspended Fitness Gram testing for this school year so scores will not be entered for any students in 3rd – 5th grade. I still encourage students to work on their upper body strength and cardio endurance.</p> <p>Assessment(s): Print Fitness Log sheet or create your own with notebook paper or copy paper. Scan or email a photo of the completed log to hatfieldt@lpisd.org.</p>

**P.E. Daily Exercises or choose an exercise to do from the daily choices list on the bottom.
Stay Fit! And Be Active!**

<p align="center">Monday</p> <p>Overhand Throw Activity. Click the link below. https://www.youtube.com/watch?v=dcSPLz2sDw</p> <p align="center">Or</p> <p>Underhand Throw Activity. Click the link below. https://www.youtube.com/watch?v=7YpxIsf5w_8</p>	<p align="center">Tuesday Zumba for Kids</p>  <p align="center">Or</p> <p align="center">Just Dance</p> 	<p align="center">Wednesday Get Active</p>  <p align="center">Or</p> <p>Core and flexibility work out (repeat 2X). Click the link below. https://www.youtube.com/watch?v=s9956eVov_g</p>	<p align="center">Thursday</p> <p align="center">Kids Yoga</p>  <p align="center">Or</p> <p align="center">Stretching</p> 	<p align="center">Friday</p> <p><u>Left Side Plank 20 counts,</u> <u>Right Side Plank 20 counts</u> (2 cycles). Click the link below https://www.youtube.com/watch?v=kkgvWV8BfOM</p> <p align="center">Or</p> <p>Have a plank contest with someone (2 wins out 3). Click the link below https://www.youtube.com/watch?v=ltHUz426Xtw</p>
---	---	--	---	--

Daily Choices:

Run up and down your stairs for 10 minutes

50 Jumping Jacks / jump rope

Do some gardening (rake leaves and pull weeds)

Take a Family Walk or Ride Bike for 20 minutes

Vacuum or Sweep and Mop the entire house

Dust all the Windows and Furniture

Plank while reading a book



Music and Art Links



Quaver Music Lessons: *Please use Clever to sign into C**
Log on to Clever with user name and password:
Click on the Quaver App
Go to the Student Dashboard
Choose: Creatives then “QBackBeat Lite” to compose your own music.
 Use your own instruments to play along with your digital drum music.



GoNoodle Dance Video Links

Intro to GoNoodle:

<https://app.gonoodle.com/activities/gonoodle-101-an-intro-for-students?s=Channel&t=The%20Champiverse&sid=32&cs=the-champiverse>

Roar:

https://family.gonoodle.com/activities/roar?utm_content=teacher&utm_medium=2644783&utm_campaign=share_link&utm_term=roar&utm_source=clipboard

Alpha Groove:

<https://app.gonoodle.com/activities/alpha-groove?s=Channel&t=Awesome%20Sauce&sid=20&cs=awesome-sauce>

Explore more dances on your own and share your favorite with Ms. Lupold. HAPPY DANCING!

Spring Art Lessons

Create a Garden using Cotton Balls and Q-Tips and MAKEUP! Use some Colorful Eyeshadow, Lipstick, and Cheek Color. You can also use traditional art supplies. Get Creative!

<https://youtu.be/jeKMNJyAG2I> If using makeup, **get Mom or Sister's permission first!**

You will want to pause the video as you create your art so that you can move at your own speed.

Below is Ms. Lupold's "Eyeshadow" Art ~ Send Ms. Lupold photos of your art!

