

READING/WRITING PLANNER FOR APRIL 20-24

Monday	Tuesday	Wednesday	Thursday	Friday
<p>Read the story <u>The Terrible Trash Trail</u>, and answer the questions about the story.</p> <p>To access story: Go to Tiffany Park's Library page → At-Home Learning → Abdo → Click the link below.</p> <p>https://abdodigital.com/display/?isbn=9781617856792</p>	<p>Explore the Kids National Geographic website "Kids Vs. Plastic."</p> <p>As you explore, think about ways you can reduce plastic use.</p> <p>https://kids.nationalgeographic.com/explore/nature/kids-vs-plastic/</p> <p>Looking for more ways to save resources? Do the 'Earth Day: What's Your Idea?'</p>	<p>Reread the story <u>The Terrible Trash Trail</u>.</p> <p>Write your own poem.</p>	<p>Read "Earth Helpers" and "Take Care of Our Planet" on pages 5-9 of this document.</p> <p>Answer questions ("The 3 R's") about the articles.</p>	<p>Read Make Every Day Earth Day, and answer questions about the story.</p> <p>http://mycapstonelibrary.com/reader/?isbn=9781632907837</p> <p>To log in Username: continue Password: reading</p>




Name _____

After reading the story The Terrible Trash Trail, answer the following questions.

1. What is the big idea of the story?

2. What does Pete learn?

3. This story is written as a poem. How can you tell?

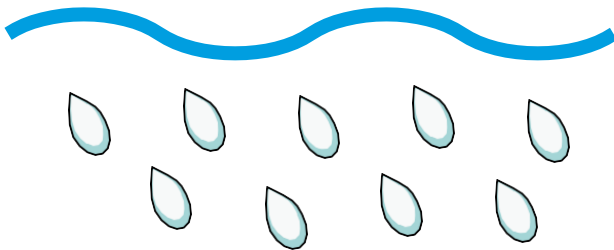



Earth Day:

What's Your Idea?

How can you save water or electricity?

Tell about your ideas in the space below. In the square space draw a picture of your solution.



Name _____

As you read The Terrible Trash Trail, notice that it is written as a poem.

In each stanza (section), how many lines are there? _____

If you read the last word in each line, which words rhyme? _____

Look at pages 8 and 9. They mention flat tires, paint cans, and plastic bags as types of trash. What other kinds of trash do you see? _____

Pretend the author asked YOU to add a stanza to pages 8 and 9. Write your poem here. (Remember...it should have four lines total. The last words of the second and fourth lines should **rhyme**.)

Earth Helpers



Take Care of Earth. People work together to help our planet.

April 22 is Earth Day! That day reminds people to take care of our planet. Many kids and adults will take part in the Great American Cleanup. It is held each year from March 1 to May 31.

Weekly Reader spoke with Gail Cunningham. She is in charge of the Great American Cleanup. She says, "People should get into the habit of taking

care of Earth all year long." Here are some ways people can help.

Clean Up Litter

People will clean up beaches and parks this year. They will pick up **litter**, or trash. Animals can mistake litter for food and choke on it. In 2014, volunteers for the Great American Cleanup collected more than 37 million pounds of litter and debris.

Plant a Tree

Many people will plant trees. Volunteers planted more than 41,000 trees in 2014. Trees are very important. They help clean the air. They also give off a gas called **oxygen**. People and animals need oxygen to live.

Recycle

People will **recycle** paper, bottles, and cans. When something is recycled, it is made into something new. Volunteers collected more than 250 million pounds of items to be used for recycling or reusing in 2014. Many of these items were bottles, which a company used to make backpacks for kids.

A few years ago, the bottles were made into fleece jackets. Those jackets were given to kids who didn't have enough warm clothing. "It is wonderful to turn plastic bottles into something fantastic," says Cunningham.

Take Care of Our Planet

Keep Earth Clean. You can help solve the trash problem.

Our trash is piling up. Each American throws away an average of about 4 pounds every day. That adds up to more than 1,600 pounds of trash per person every year!

The trash includes bottles, cans, boxes, paper, tires, and much more. Much of it ends up in landfills. Those are places where people dump trash.

April 22 is Earth Day. The day reminds people to take care of the earth. People can help by following the three Rs—reduce, reuse, and recycle.



Britt Erianson/Getty Images

Many types of plastics can be recycled.

Reduce

You can reduce the amount of trash you throw away. Reduce means "to make less." Here are some ways to make less trash:



FoodPix/Jupiter Images

- Use less paper by writing on both sides of each sheet.
- Instead of throwing out old toys or clothes, sell or donate them.
- If you buy something, don't ask for a paper or plastic bag. Instead bring your own cloth bag.

Recycle

You can recycle. When something is recycled, it is made into something new. Here are some items that can be taken to a recycling center.



Image Source/Getty Images

- cardboard
 - aluminum cans
 - paper
 - certain plastics
 - glass bottles
 - newspaper
-

Reuse

You can try to reuse things before you throw them in the trash. Reuse means "to use again." Here are some examples:



Alistair Berg/Getty Images

- **Use an old T-shirt as a dust cloth.**
 - **After opening a gift, save the wrapping paper and use it again.**
 - **Make an art project using odds and ends such as string, bottle caps, and scraps of paper.**
-

Name _____

The Three R's



1. What is the difference between reuse and recycle?

2. Reusing is better for the environment than recycling. Why might that be?

3. Think of one object you recycle that you could reuse instead. How would you reuse the object?

Draw a picture of your reused object:



Name _____

After reading the story Make Every Day Earth Day, answer the following questions.

1. Why do you think the author chose this title?

2. What is one thing you can do to help celebrate Earth Day?

3. Would you recommend this book to a friend? Why?
