


Dr. Seuss: Ten Apples Up on Top

Academic Packet to go with
the book Ten Apples Up on
Top by Dr. Seuss

DR. SEUSS: Ten Apples Up On Top

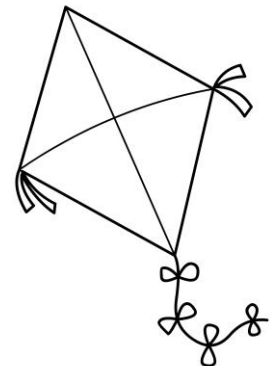



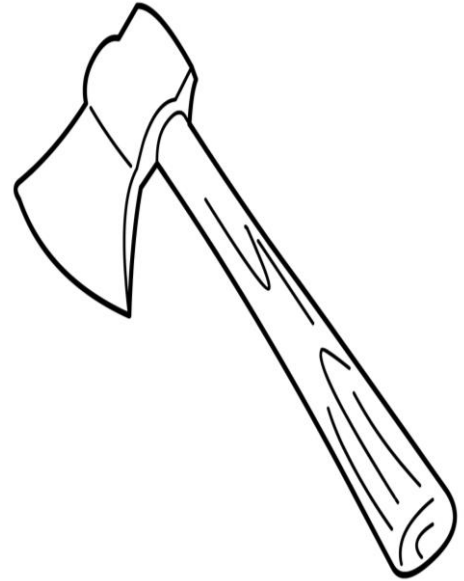


Prepositions: Have a grownup read the directions. Draw dots to match the directions:

- Draw a yellow apple above the tree
- Draw a red apple next to the tree
- Draw a green apple under the tree
- Draw a red apple dot in the tree
- Color the tree!



DR. SEUSS: Ten Apples Up on Top

Letter Sounds: The word apple starts with an A. Color in all of the other pictures that start with the same sound! Put an X on pictures that do not start with that sound.



DR. SEUSS: Ten Apples Up on Top!

Patterns: Use crayons or markers to color the apples into patterns. Do a different pattern for each row. The first one is done for you. Use whatever colors you want and your imagination!

