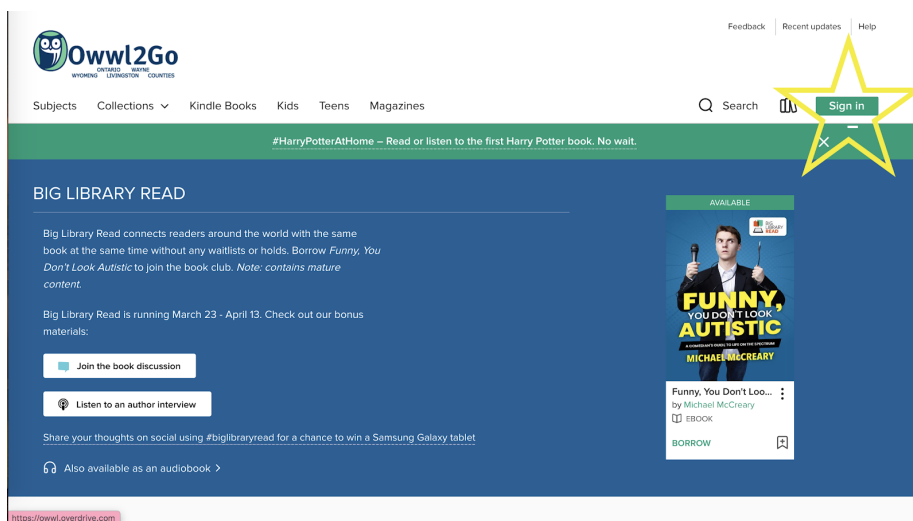


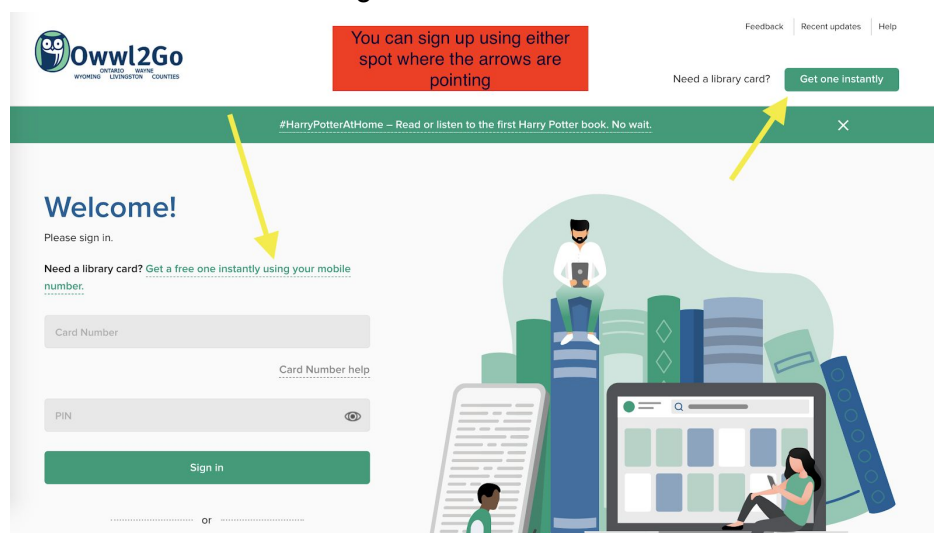
## How to get a digital library card

The Victor-Farmington public library is now offering temporary digital library cards. It's easy to sign up, just use your mobile number. You can read or listen on your computer, tablet, or phone. Follow the steps below to get started!

- ★ Go to <https://owl.overdrive.com/> There should be a pop up that comes on the screen that asks if you need a digital library card, if not click on the green sign in button at the upper right hand corner of the screen.

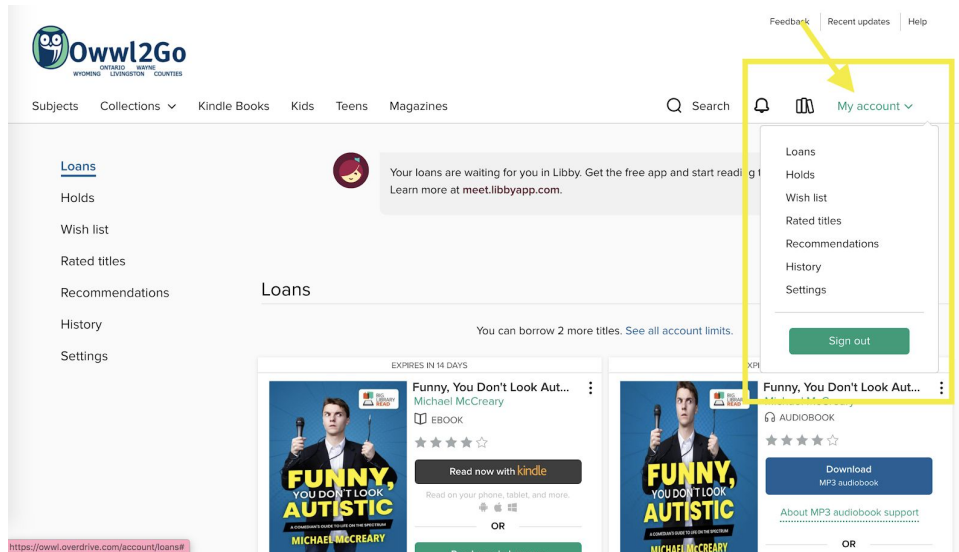


- ★ Click on one of the links to get an instant card


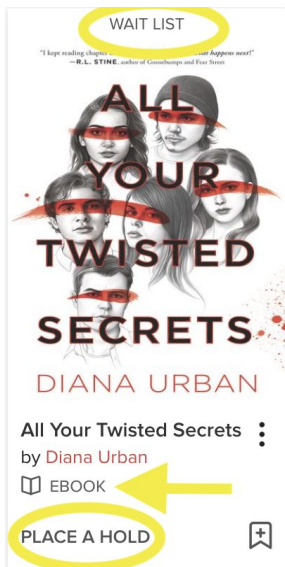


- ★ Put in your mobile number, it will send a verification code to your phone. Put that number in where it asks for the verification.
- ★ You can choose if you want ebooks or audiobooks. If you have a tablet or phone you can download the overdrive app (for audiobooks) or the kindle app (for ebooks). You can also listen or read right on your computer, you choose what works best for you.

- ★ To get back to what you borrowed, sign in again using your mobile number (it will send you another verification code) and go to “My Account” in the upper right hand corner. Here you can see your loans and anything you might have put on hold.



When you are searching the catalog to see what your next book is going to be, here are some things to pay attention to:



Happy reading!!!!