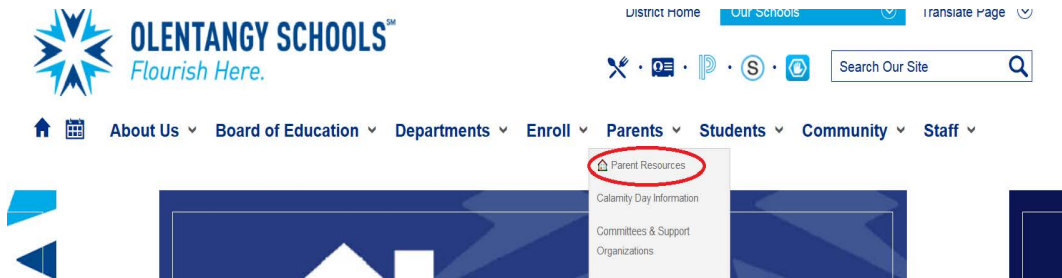




How to Access TerraNova Test Results and Gifted Identification Letters

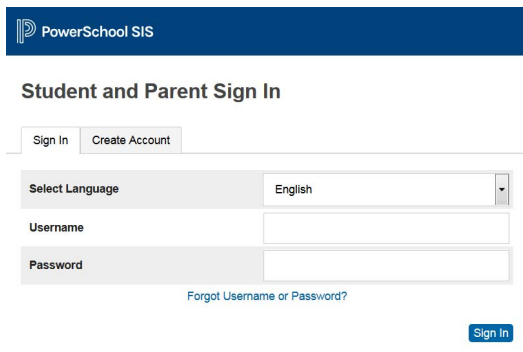
Visit the district website, www.olen tangy.k12.oh.us. From the **For Parents** menu, click on **Parent Resources**.

Important: Do not use the mobile app to access this information. Please sign in to PowerSchool through the district website.



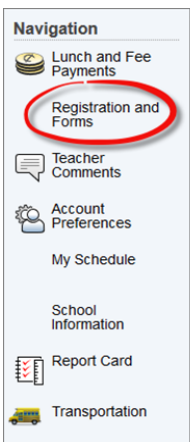
On the Parent Resources page, click on the **PowerSchool** logo.

On the next page, click the link to access the PowerSchool Student and Parent Sign In page.



Sign in to your PowerSchool parent account.

If you have not created a PowerSchool parent account, please contact your child's school office.



Click on **Registration and Forms** in the Navigation pane on the left-hand side.



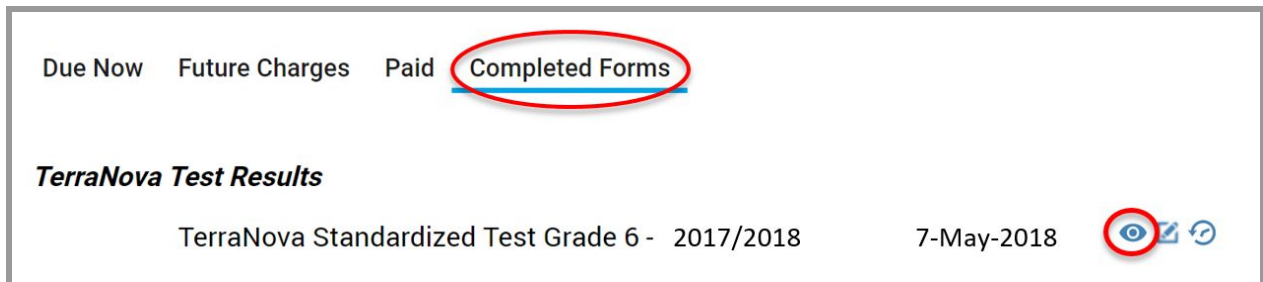
How to Access TerraNova Test Results and Gifted Identification Letters

Click on your student's name in the upper left corner of the page.



To access TerraNova Test Results and/or Gifted Identification Letters, click on **Completed Forms**. To view the TerraNova Test Results and/or the Gifted Identification Letter, click on the corresponding **View Form** icon.

- **TerraNova Test Results** are only available for students in grades 2, 3 and 6 who took the test in March.



- **Gifted Identification Letters** are available for students in grades K-11 who have at least one area of gifted identification.

