

Ka Shaqaysiinta Xisaabta ParentVUE

Isticmaal tilmaamahan si aad uga shaqaysiiso xisaabta ParentVUE. ParentVUE waxa uu u sahlaa waalidka iyo koriyayaasha inay eegaan layliska ilmahooda, fasalada, xadiriskooda; fariimaha macalinka; iyo macluumaadka ardayda.

Account Activation Key Email

Hadii dugsiga ilmuhu uu kaa hayo iimeel faylkaaga ku jira, Highline Public Schools waxa uu kuusoo diri doonaa iimeel uu la socdo furaha aad kaga shaqaysiinaysaayi. Hadii aanad iimeel lahayn, fadlan kala hadal dugsiga ilmahaaga.

Marka aad hesho furaha ka shaqaysiinta, waxa aad raacdaa talaabooyinka soo socda ee ka shaqaysiinta xisaabta ee app-ka mobile-ka ama daaqaada webka.

Option 1: Mobile App

1. Waxa aad kasoo dejisataa app-ka ParentVUE app store-ka oo kusoo dejiso taleefankaaga gacanta ama tabletkaaga.

Waxa aad riixdaa calaamada hoose si aad u furto linkiga soo dejisashada



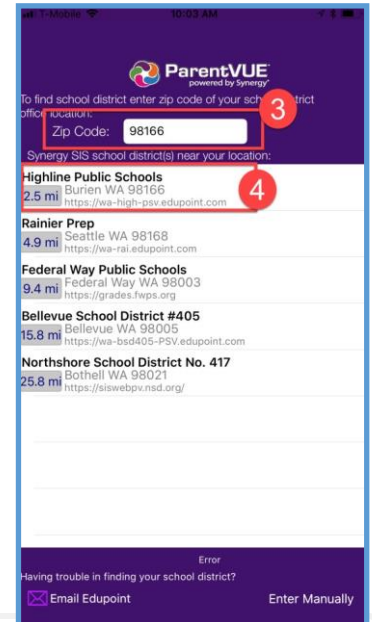
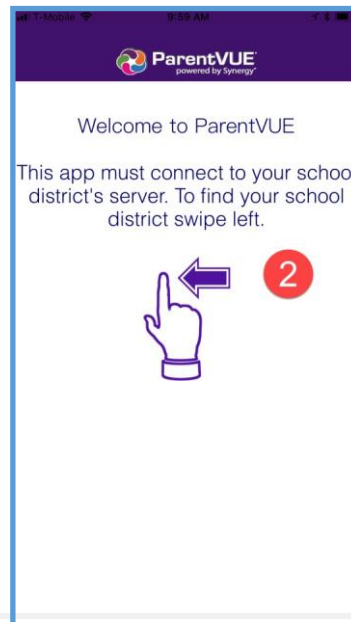
ParentVUE on a Mobile Device

Download the free Synergy ParentVUE Mobile app
Available on Google Play for Android or the App Store for Apple



ParentVUE (4+)
Edupoint Educational Systems
★★★★★ 2.2, 103 Ratings
Free

2. Waxa aad raacdaa tilmaamaha kolba dhinaca bidix aad kasoo rogayso ee aaladaada.
3. Waxa aad gelisaa boosta Highline (98166) si aad u hesho **Highline Public Schools**.
4. Waxaad liiska ka doorataa **Highline Public Schools**.

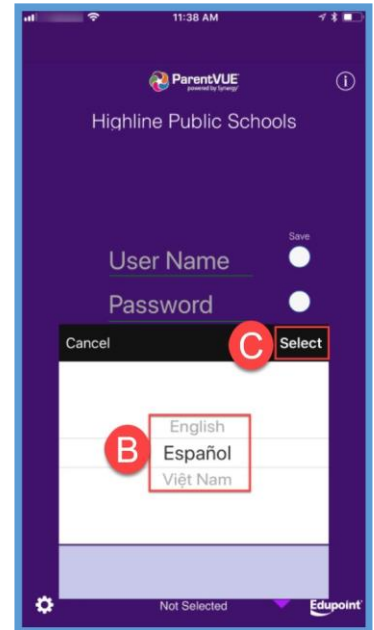
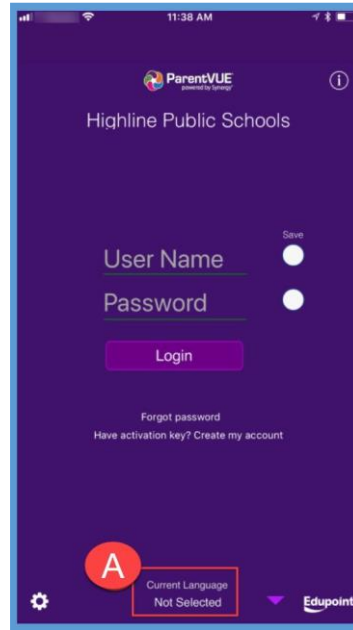


Wixii taageero dheeraad ah, fadlan la xidhiidh dugsiga

Waxa aad Kasii Wadaa Boga 1.

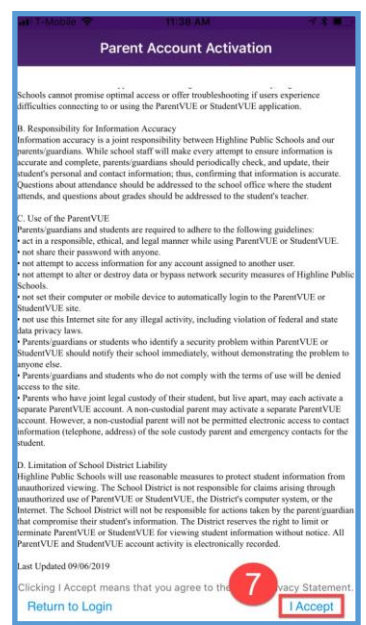
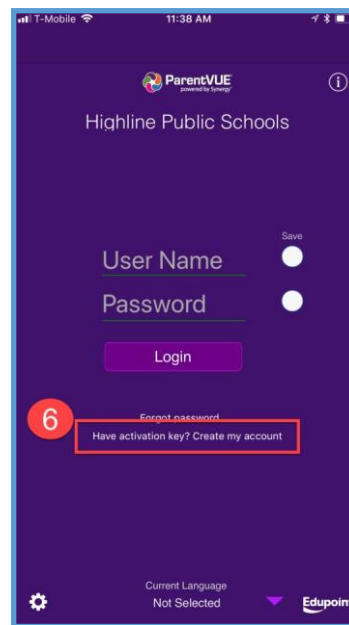
5. Shaashada kowaad ee laga geeyo, waxa aad ka doorataa luuqada aad doonayso. **Dhamaan macluumaadka ParentVUE waxaa lagu turjubi doonaa luuqada aad doorato.** Waxa la cusboonaysiin karaa kan wakhti kasta. Waxa aad cusboonaysiisaa luuqadaada:

- A) Riix **Current Language (Luuqada Wakhtigan).**
- B) Waxa aad hoos u socotaa si aad u qabato luuqada aad doonayso.
- C) Riix **Select (Dooro).**



6. Shaashada gelitaanka, waxa aad ka doorataa ikhtiyaarka **Have activation key (Miyaad haysataa furaha lagaga shaqaysiiyo)? Samee xisaabtayda (Create my account).**

7. Akhri oo aqbal Heshiiska Isticmaalka adiga oo riixaya **I accept (Waan aqbalay).**




8. Waxa aad gelisaa magacaaga, magaca awowgaa iyo furaha lagaga shaqaysiiyo. Riix **Continue to Step 3 (Sii Wado Talaabada 3).**

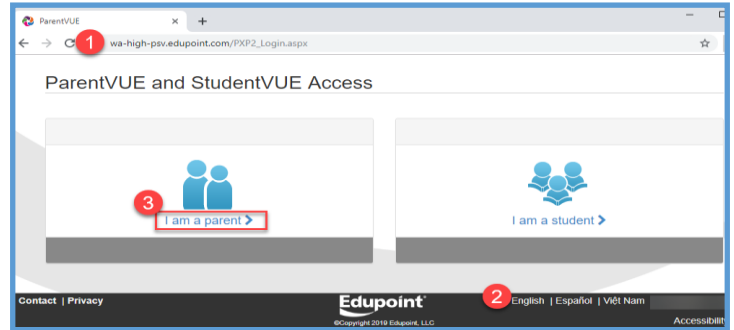
9. Samayso magaca iyo baaswoodhka aad ku isticmaalayso. Waxa aad gelisaa cinwaanka iimeelka. Riix **Complete Account Activation (Dhamaystir Ka Shaqaysiinta Xisaabta).**



Wixii taageero dheeraad ah, fadlan la xidhiidh dugsiga

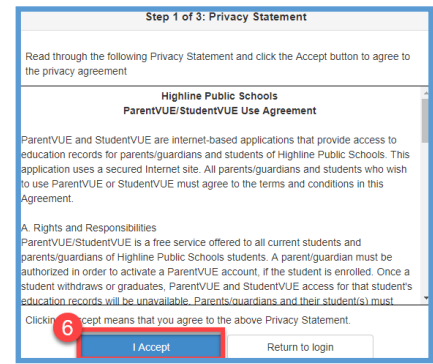
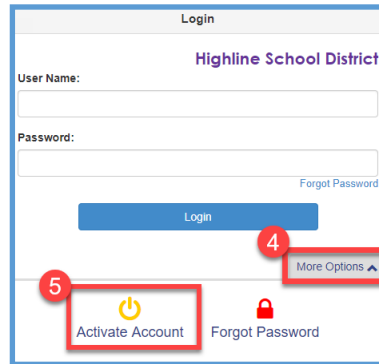
Option 2: Web Browser

1. Waxa aad furtaa daaqaada webka (*Chrome ayaa wanaagsan* ) oo waxa aad riixdaa URL Linkiga hoose ama waxa aad u qortaa sida uu usoo baxo.
 - URL: <https://wa-high-psv.edupoint.com>
2. Ikhtiyaarka turjubaada waxaa laga heli karaa qaybta hoose ee midig ee shaashada laga galo. *Waxa la cusboonaysiin karaa kan wakhti kasta.*

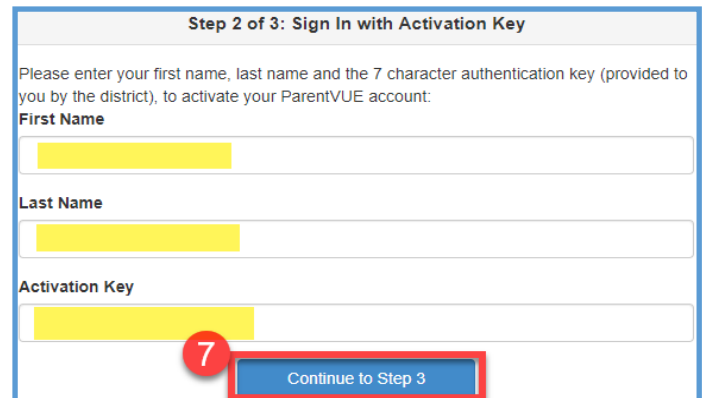


3. Shaashada kowaad ee laga geleyo, waxa aad ka doorataa **I am a Parent (Waalid ayaan ahay).**

4. Shaashada gelitaanka waaalidka, waxa aad ka doorataa ikhtiyaarka **More Options (Ikhtiyaaro Dheeraad ah).**
5. Dooro **Activate Account (Ka Shaqaynsiinta Xisaabta).**
6. Akhri oo aqbal Heshiiska Isticmaalka adiga oo riixaya **I accept (Waan aqbalay).**



7. Waxa aad gelisaa magacaaga, magaca awowgaa iyo furaha lagaga shaqaysiiyo. Riix **Continue to Step 3 (Sii Wado Talaabada 3)**



8. Samayso magaca iyo baaswoodhka aad ku isticmaalayso. Waxa aad gelisaa cinwaanka iimeelka. Riix **Complete Account Activation (Dhamaystir Ka Shaqaysiinta Xisaabta).**



Wixii taageero dheeraad ah, fadlan la xidhiidh dugsiga