

## Troubleshooting McGraw Hill

If for some reason McGraw Hill is not working, please try these two things. Please note, that there are two sets of instructions, one for desktop and one for iPad.


### McGraw Hill on iPad

Clear Cache & Cookies (history)  
& Make sure pop-up Blocker is OFF


Go to Settings



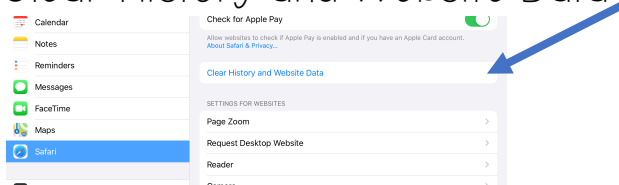
Click on Safari



Turn pop-up Blocker OFF



Clear History and Website Data



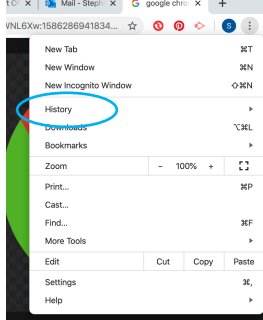
# McGraw Hill on Desktop

Clear Cache & Cookies (history)  
& Make sure pop-up Blocker is OFF

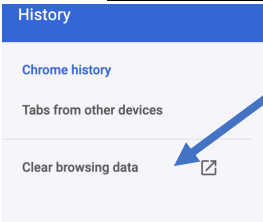
Go to Google Chrome



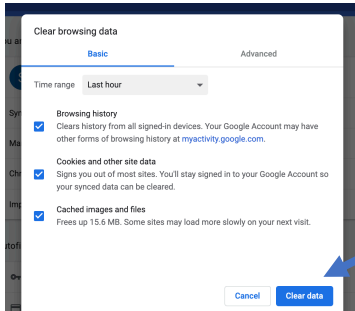
Click on the menu in the top right corner to get to history:



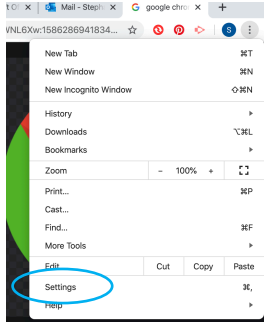
Click clear browsing data:



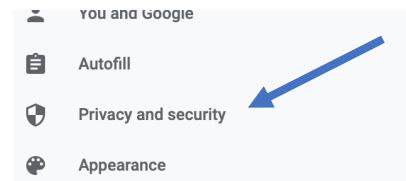
Clear History and Website Data:



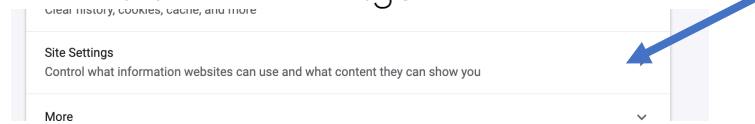
Go back to the menu and click on Settings:




Click on Privacy and Security:



Click on Site Settings:



Click on Pop-ups and Redirects:



Disable "Blocked":

