



## Heritage Elementary Second Grade Outreach Learning April 14-17, 2020

Click on our picture for a message from your principals and the books to listen to our read alouds:



Haga clic en nuestra imagen para ver un mensaje de sus directores y los libros para escuchar nuestras lecturas en voz alta:



English Message



Spanish Message



**Counselor's Corner:** <https://www.smores.com/9yxfk>

**Nurse's News:** <https://www.smores.com/958yv>



**Happy Birthday to Kaylen on April 16<sup>th</sup>! We hope you have an amazing birthday!**

If your child receives Special Education, Section 504, or Dyslexia services, services will be addressed weekly by your child's teacher via email.  
Si su hijo recibe servicios de Educación Especial, Sección 504 o Dislexia, la maestra de su hijo se ocupará semanalmente de los servicios por correo electrónico.

If there are any questions, please feel free to email your child's teacher at:

Si tiene alguna pregunta, favor de enviar un correo electrónico al maestra/o de su hijo a:

Mrs. Amy Cole: [colea@lpsid.org](mailto:colea@lpsid.org)

Mrs. Maria Raymundo: [raymundomari@lpsid.org](mailto:raymundomari@lpsid.org)

Ms. Hallie Trexler: [trexlerh@lpsid.org](mailto:trexlerh@lpsid.org)

**2nd Grade Office Hours/Horario de oficina para las maestras de 2o grado:** 9-11 am and 1-3 pm

### Grades/Grados:

Assignments for the week of April 14-17, 2020 are due on Monday, April 20, 2020 by 8:00 a.m.

Las asignaciones para la semana del 14 al 17 de abril de 2020 vencen el martes 20 de abril de 2020 a las 8:00 a.m.

## Reading/Language Arts

### HMH/Clever/Study Island

**Objective(s):** 2.6 (F) Students will make inferences and use evidence to support understanding

**Objective for English Language Learners:** use prior knowledge and experiences to understand meanings in English.[1A listen to and derive meaning from a variety of media such as audio tape, video, DVD, and CD ROM to build and reinforce concept and language attainment-2F speak using a variety of grammatical structures, sentence lengths, sentence types, and connecting words with increasing accuracy and ease as more English is acquired.[3C]

### **Weekly Activities:**

Day 1: The student will log into HMH (Go to lpsid.org, click on students in upper right corner, click online textbooks, then HMH Ed – if you have trouble with the app, you may go directly to the website: hmhco.com/ed); login – user: last name.first name and password: Lplunch#; click on assignments

Click on My Book – “May Day Around the World” and begin reading. Once you have read the story a few times and feel ready, you will complete the online assessment.

Day 2: The student will log into HMH (see above) – click on assignments

Click on My Book – “Goal!” and begin reading. Once you have read the story a few times and you feel ready, you will complete the online assessment.

Day 3: Students will log into their Clever account and locate Study Island. The student will begin by clicking active assignment – “Inferences in Informational Text” and “Author’s Purpose and Language in Informational Texts”

Day 4: Students will log into their Clever account and locate Study Island. The student will begin by clicking active assignment – “Adverbs” and “Subject-Verb Agreement”

**\*\*Continue working on 4th nine weeks AR goal**

**Assessment(s):** Assessments will be given online at the end of each lesson.

### **Extension:**

Open the following link:

<https://www.storyboardthat.com/>

Create a storyboard (Choose one) –

- Favorite thing about 2<sup>nd</sup> grade
- Retell a book of your choice – beginning, middle, and end
- Give your character a speech bubble to type your words in
- Save your work

Login: User - last name first name (no dot in the middle)

Password – Lplunch#

## Mathematics

### Clever/Study Island

**Objective(s):** 2.11 Students will learn about saving, spending, lending, and borrowing.

**Objective for English Language Learners:** use prior knowledge and experiences to understand meanings in English.[1A

### **Weekly Activities:**

1. Watch Saving and Spending on Brainpop, Jr  
“<https://jr.brainpop.com/socialstudies/economics/savingandspending/>”
2. Envision Math Lesson 16-1: Saving Money  
watch both videos and complete online quiz
3. Sesame Street's For Me, For You, For Later: Three Jars  
<https://www.youtube.com/watch?v=ZrsWh7Bo97A>
4. Envision Math Lesson 16-3: Lending Money  
watch both videos and complete online quiz

### Envision Math

Go to student portal

Click online textbooks

Click Pearson Texas (K-12)

Login: Username:lastname.firstname

Password:lplunch#

Click enVisionMATH Texas 2.0 Grade 2

Click Classes

Scroll down to your Math Lessons

**Assessment(s):** Students will complete the online quizzes online from Envision.

## Science

### Clever/Study Island

**Objective(s):** The student will identify different animal characteristics and how they help them meet their basic needs.

**Objective for English Language Learners:** use prior knowledge and experiences to understand meanings in English.[1A

### **Weekly Activities:**

1. The student will log into clever, click on iXL and complete the lesson Pollinator: ruby-throated hummingbird. (It is under J. Animals, #3).
2. The student will log into clever, click on iXL and complete the lesson Seed disperser: Eurasian red squirrel. (It is under J.Animals, #6).

**Assessment(s):** Students will be assessed online through iXL.

## Social Studies

### Studies Weekly

**Objective(s):** The student will understand natural resources as well as how humans use and modify the physical environment.

**Objective for English Language Learners:** use prior knowledge and experiences to understand meanings in English.[1A

### **Weekly Activities:**

1. The student will log into clever, click on studies weekly, and select week 25. Read through the weekly then when you are ready, take the quiz.
2. The student will log into clever, click on iXL and complete the lesson "Natural Resources" (it is under F. Economics, then #1).

\*Remember, your child's grade will improve once the teacher goes in and finishes grading the studies weekly. Please do not worry!\*

**Assessment(s):** Students will be assessed online through studies weekly and iXL.

## Lectura/Artes del lenguaje

### LECTURA

#### Actividades semanales:

Día 1: El estudiante iniciará sesión en HMH (vaya a [lpsd.org](http://lpsd.org), haga clic en *Students* en la esquina superior derecha, haga clic en *Online Textbooks*, luego en HMH Ed.

Si tiene problemas con la aplicación, puede ir directamente al sitio web: [hmhco.com / ed](http://hmhco.com/ed); inicio de sesión - usuario: apellido. nombre y contraseña:

Lplunch #; haga clic en *My Assignments*

Haga clic en *My Book* - "May Day Around the World" y comience a leer. Una vez que haya leído la historia varias veces y se sienta listo, completará la evaluación en línea.

Día 2: El alumno iniciará sesión en HMH (ver arriba) - haga clic en *My Assignments*

Haga clic en *My Book* - "Goal!" y empieza a leer. Una vez que haya leído la historia varias veces y se sienta listo, completará la evaluación en línea.

Día 3: Los estudiantes iniciarán sesión en su cuenta *Clever* y localizarán Study Island. El alumno comenzará haciendo clic en *active assignment: Inferences in informational text* y *Author' Purpose and language in informational text*

Día 4: Los estudiantes iniciarán sesión en su cuenta *Clever* y localizarán Study Island. El estudiante comenzará haciendo clic en *active assignment: Adverbs y Subject and verb agreement.*

**\*\* Continuar trabajando en la cuarta meta de nueve semanas de AR Evaluación (es): las evaluaciones se realizarán en línea al final de cada lección.**

#### Extensión:

Abre el siguiente enlace:

<https://www.storyboardthat.com/>

Crear un guión gráfico

- Cuente una historia sobre cómo se siente al aprender en casa
- Vuelve a contar un libro de tu elección: principio, medio y final
- Dale a tu personaje un globo de diálogo para escribir tus palabras
- Guarda tu trabajo

Inicio de sesión: Usuario - apellido nombre (sin punto en el medio)

Contraseña - Lplunch #

## Matemáticas

### MATEMATICAS

#### Actividades semanales:

Día 1- Vea Ahorro y gasto en Brainpop, Jr

<https://jr.brainpop.com/socialstudies/economics/savingandspending/>

Día 2. Envision Math Lección 16-1: Ahorrar dinero

mira ambos videos y completa el cuestionario en línea

Día 3. Sesame Street es para mí, para ti, para más tarde: tres frascos

<https://www.youtube.com/watch?v=ZrsWh7Bo97A>

Día 4. Envision Math Lección 16-3: Préstamo de dinero

mira ambos videos y completa el cuestionario en línea

Envision Math

Ir al portal de "Students"

Haga Clic online textbooks

Haga Clic Pearson Texas (K-12)

Login: Username:lastname.firstname

Password:lplunch#

Haga Clic enVisionMATH Texas 2.0 Grade 2

Haga Clic Classes

Desplácese hacia abajo a Math Lessons

**Evaluación (es): los estudiantes completarán las secciones de práctica en línea en línea desde HMH**

## Ciencias

### CIENCIAS:

#### Actividades semanales:

- 1.El alumno iniciará sesión de *Clever*, haga clic en iXL y completará la lección
- 2.Pollinization: ruby-throated hummingbird (Está bajo J. Animals, # 3)
3. El alumno iniciará sesión de *Clever*, hará clic en iXL y completará la lección Seed disperser: Eurasian red squirrel.(Está bajo J.Animals, # 6).

Evaluación (es): los estudiantes serán evaluados en línea a través de iXL

## Estudios Sociales

### ESTUDIOS SOCIALES:

#### Actividades semanales:

- 1.El alumno iniciará sesión de *Clever*, hará clic en *Studies Weekly* seleccionará la semana 25. Lea el semanario y luego, cuando esté listo, realice el cuestionario.
2. El alumno iniciará sesión de *Clever*, hará clic en *iXL* y completará la lección "Natural Resources" (está debajo de F. Economía, luego # 1).

\* Recuerde, la calificación de su hijo mejorará una vez que el maestro entre y termine de calificar en *Studies Weekly*. Por favor no se preocupen\*

Evaluación (es): los estudiantes serán evaluados en línea a través *de Studies Weekly e iXL*.

**Coach Hatfield and Ms. Lupold have your 4<sup>th</sup> Set of lessons and activities here!**  
**Stay strong physically and in your heart as you exercise, play and make music a new way!**  
**Live links to more lessons are on the pages below the lesson plan text boxes.**

If there are any questions, please feel free to email:

**P.E. Coach** at: [hatfiledt@lpisd.org](mailto:hatfiledt@lpisd.org) for physical education questions

**Office hours for P.E. are: 9:00-11:00 and 1:00-3:00 Monday – Friday**

**Coaches' Message:** Stay Fit! Be Active!

**Music/Art Teacher** at: [lupoldj@lpisd.org](mailto:lupoldj@lpisd.org) for questions about music or art

**Office hours for MUSIC & ART are: 9:00-11:00 and 1:00-3:00 Monday - Friday**

**Fine Arts Message:** Lessons on Quaver are the required lessons for Music. This week will also include Enrichment and Extension lessons with links to sites for more music and art experiences.

## Music & Art

**Objective(s):** Students will continue to \*COMPOSE their own music using digital applications in Quaver (2-5 only or on incredibox.com.) Students will create original music by adding rhythms on the instruments they found during the Instrument Scavenger Hunt along with the digital music they composed. \*COMPOSE means to write your own music. Students will learn about different musical styles.

Use the video tutorial Ms. Lupold made for you – the link is below!

**Grades K-5:** I will create and perform percussion sounds using "QBACK BEAT LITE". I will compose my own rhythms on my found instruments to play along with the digital Quaver drum music  
**3-4<sup>th</sup> Grade** may choose to use "QBACK BEAT LITE" Or Incredibox.

### MUSIC LESSON VIDEO TUTORIAL WITH MS. LUPOLD USING QUAVER!:

<https://drive.google.com/file/d/1RGljhC17Wkz1aOfLsR8xwtm0409O5-wE/view>

### Weekly Activities:

**Grades K-5**—From the Student Dashboard in Quaver Music select "Creatives". Then Select "QBACK BEAT LITE". By choosing the Kick Drum or Snare, Floor Tom or High Hat, click on the downbeats (the beginning of each measure), or any other part of the measure for each of the 4 instruments to create a rhythm pattern on the screen shown. (The first 2 measures.) Experiment with different rhythms and sounds until you like your created music.

Then you will choose one of the instruments you 'found' in the Scavenger Hunt from Week 1 and play your own rhythm along with the digital music you created in "QBACK BEAT LITE". I've included a "How To" video (the link is above) which should help greatly.

Using one or more of the instruments you found in your Scavenger Hunt, play along with the digital Quaver music, or Incredibox BeatBox. \*Have someone make a short video of you creating your music. Have family members join you with more instruments. Send Ms. Lupold the video or a link to the video.

**ENRICHMENT:** GO to [www.incredibox.com](http://www.incredibox.com) "Try the Web Version" for the laptop. Choose a Version and mix your own Beatbox music!

**EXTENSION:** Spring Art Lesson: See links below on Music and Art

\*Parents should send photos or comments of their child's interaction on Quaver or making and/or singing music each week. This is how I will assign grades.

## Physical Education

**Objective(s):** Describe and select physical activities that provide opportunities for enjoyment and challenge. Cardiovascular endurance, Upper body, abdominal and legs' muscles' strength and endurance. Rhythm, timing, body coordination, travelling in different ways without falling, demonstrate clear contrast between slow and fast movement when travelling.

**English Language Learners Objectives:** Listen to and derive meaning from variety of media such as audio, videos and pictures to build and reinforce concepts and language attainment.

### Weekly Activities:







Daily Exercise from P.E. Menu and List of Daily choices – See Below

**FitnessGram** – The state has suspended Fitness Gram testing for this school year so scores will not be entered for any students in 3<sup>rd</sup> – 5<sup>th</sup> grade. I still encourage students to work on their upper body strength and cardio endurance.

**Assessment(s):** Print Fitness Log sheet or create your own with notebook paper or copy paper. Scan or email a photo of the completed log to [hatfieldt@lpisd.org](mailto:hatfieldt@lpisd.org).

P.E. Daily Exercises or choose an exercise to do from the daily choices list on the bottom.

**Stay Fit! And Be Active!**

<p><b>Monday</b></p> <p><b>Holiday</b></p>	<p><b>Tuesday</b></p> <p><u><b>Bop It-</b></u> Crumple a paper into a little ball, toss it alternately using the palm of left and right hand as many as you can for 10 minutes. Use stuff toys or anything soft that will not hurt your feet to create a circle then stay inside the circle as a boundary while tossing the paper in the air. Click the video below.  <a href="https://www.youtube.com/watch?v=JwpP1Majdvl">https://www.youtube.com/watch?v=JwpP1Majdvl</a></p> <p>Or</p> <p><u><b>Duck Race</b></u> – Make 2 piles consist of 5 to 6 stuff toys/animals or any small items that are not breakable. Compete with any family member or use a timer how fast you can collect all the stuff toys/animals while doing duck walk. Click the video below.  <a href="https://www.youtube.com/watch?v=O7LDScC0Fil">https://www.youtube.com/watch?v=O7LDScC0Fil</a></p>	<p><b>Wednesday</b></p> <p>Mindful Movement (repeat 2x)</p>  <p>Or</p> <p>Calming Yoga</p> 	<p><b>Thursday</b></p> <p>Spiderman Work Out</p>  <p>Or</p> <p>Iron Man Work Out</p> 	<p><b>Friday</b></p> <p>30 Jumping Jacks (3 cycles)</p>  <p>Or</p> <p>30 jumps using Jump rope (3x)</p> <p>The video below will help you make your own jump rope.</p> 
--	--	---	---	--

**Daily Choices:**

Run up and down your stairs for 10 minutes

50 Jumping Jacks / jump rope

Do some gardening (rake leaves and pull weeds)

Take a Family Walk or Ride Bike for 20 minutes

Vacuum or Sweep and Mop the entire house

Dust all the Windows and Furniture

Plank while reading a book







## Music and Art Links



Quaver Music Lessons: **\*\*\*Please use Clever to sign into Quaver.\*\*\***

Log on to Clever with user name and password:

Click on the Quaver App

Go to the Student Dashboard

Choose: Creatives then “QBackBeat Lite” to compose your own music.



Go to [www.incredibox.com](http://www.incredibox.com)

Choose “Try the WEB VERSION” Select a Version for Sound effects.  
Click on “AUTO” for a demonstration on how you can create your own.

### Spring Art Lessons

Create a Bluebonnet Garden using Cotton Balls and Q-Tips

**Beginner:** Use supplies you have at home.

[https://youtu.be/f6Pyy\\_ZgheE](https://youtu.be/f6Pyy_ZgheE)

**Advanced:** Only use the parts needed for your flower design

<https://youtu.be/vzfhEYhJzOI>

Create in your own style! Send Ms. Lupold photos of your art!