



Heritage Elementary 4th Outreach Learning April 14-17, 2020

Commented [HA2R1]: This lesson looks great.

Click on our picture for a message from your principals and the books to listen to our read alouds:



Haga clic en nuestra imagen para ver un mensaje de sus directores y los libros para escuchar nuestras lecturas en voz alta:



English Message



Spanish Message



Counselor's Corner: <https://www.smores.com/9yxfk>

Nurse's News: <https://www.smores.com/958yv>

Happy Birthday to Peyton S. on April 15th! We hope you have an amazing birthday!



If your child receives Special Education, Section 504, or Dyslexia services, services will be addressed weekly by your child's teacher via email.
Si su hijo recibe servicios de Educación Especial, Sección 504 o Dislexia, los servicios serán dirigidos semanalmente por el maestro de su hijo por correo electrónico.

If there are any questions, please feel free to email your child's teacher at:
Si hay alguna pregunta, no dude en enviar un correo electrónico al maestro de su hijo/a a:

andersond@lpsd.org **ANDERSON**
deckerm@lpsd.org **DECKER**

hodgesal@lpsd.org **HODGES**
vazquezm@lpsd.org **VAZQUEZ**

saderb@lpsd.org **SADER**

4TH GRADE TEAM'S OFFICE HOURS: 9AM to 11AM and 2PM to 4PM
HORAS DE OFICINA DEL EQUIPO DE 4o GRADO: 9AM a 11AM y 2PM a 4PM

SADER OFFICE HOURS: 9AM to 11AM and 1PM to 3PM
HORAS DE OFICINA SADER: 9AM a 11AM y 1PM a 3PM

Grades

Assignments for the week of April 14-17, 2020 are due on Monday, April 20, 2020 by 8:00 a.m.

Las trabajos para la semana del 14 de abril al 17 de abril del 2020 deben ser completadas para el lunes, 20 de abril del 2020 antes de las 8:00 a.m.

Reading/Language Arts	Mathematics
<p>HMH: Into Reading/;Arriba la Lectura!</p> <p>Objective(s)/Objetivo(s):</p> <p>Reading/Lectura: We will be able to make inferences and use text evidence to support our understanding./ <i>Podremos hacer inferencias y usar pruebas de texto para apoyar nuestra comprensión.</i></p> <p>Language Arts/Gramatica: We will use capitalization for historical periods, events, and documents; titles of books; stories and essays; and languages, races, and nationalities./ <i>Usaremos mayúsculas para periodos históricos, eventos y documentos; títulos de libros; historias y ensayos; y idiomas, razas y nacionalidades</i></p> <p>ELPS: 1E, 2E</p> <p>Weekly Activities/Actividades Semanales:</p> <p>Reading/Lectura:</p> <ol style="list-style-type: none"> 1. Review – inference anchor chart on HMH assigned to you. 2. Use HMH Module 9 Week 1 to read “Luz Sees the Light” 3. Flocabulary Lesson: Making Inferences 4. Complete 2 AR test using your library books or a book on Epic. <p>Language Arts/Gramatica:</p> <ol style="list-style-type: none"> 1. Flocabulary Lesson: Capitalization 2. Study Island: Capitalization 8r <p>Assessment(s)/Evaluación(es):</p> <p>Reading/Lectura:</p> <ol style="list-style-type: none"> 1. Online selection quiz on HMH over “Luz Sees the Light!” 2. Flocabulary – Video, Game, and Quiz over Making Inferences <p>Language Arts/ Gramatica:</p> <ol style="list-style-type: none"> 1. Flocabulary – Video, Game, and Quiz over Capitalization 2. Study Island – Capitalization 8r 	<p>Pearson enVision Mathematics (English/Español)</p> <p>Objective(s)/Objetivo(s):</p> <p>4.6B-- identify & draw one or more lines of symmetry if they exist for a 2-D figure/ <i>identificar y dibujar una o más líneas de simetría si existen para una figura 2D</i></p> <p>4.5D-- solve problems related to perimeter and area of rectangles where dimensions are whole numbers./ <i>resolver problemas relacionados con el perímetro y el área de rectángulos donde las dimensiones son números enteros.</i></p> <p>ELPS: 5F, 3E, 2F</p> <p>Weekly Activities/Actividades Semanales:</p> <ul style="list-style-type: none"> • Xtra Math • Symmetry Power Point Review (email) • Pearson 14.9 Symmetry Another Look Video • Pearson 14.9 Symmetry Quick Check • IXL BB3 Perimeter find missing length • IXL BB9 Finding Area or missing length • IXL BB15 Perimeter & Area Word Problems <p>Assessment(s)/Evaluación(es):</p> <ul style="list-style-type: none"> • Pearson 14.9 Symmetry Another Look Video • Pearson 14.9 Symmetry Quick Check • IXL BB3 Perimeter find missing length • IXL BB9 Finding Area or missing length • IXL BB15 Perimeter & Area Word Problems <p>(use your STAAR reference chart—see links)</p> <p>English https://tea.texas.gov/sites/default/files/2014-15_RefMat-G4-f.pdf</p> <p>Spanish https://tea.texas.gov/sites/default/files/2014-15_RefMat-G4-spanish-f.pdf</p> <p>Intervention:</p> <p>Perimeter https://www.superteacherworksheets.com/geometry/perimeter2_TZFFT.pdf?up=1466611200</p> <p>Area https://www.superteacherworksheets.com/geometry/area-rectangle-basic_FSHWS.pdf?up=1466611200</p>

Science	Social Studies
<p>STEMscopes (English/Español)</p> <p>Objective(s)/Objetivo(s): 4.10A. Explore how structures and functions enable organisms to survive in their environment. <i>Explore cómo las estructuras y funciones permiten a los organismos sobrevivir en su entorno.</i></p> <p>ELPS: 1C, 2E, 5B</p> <p><u>Weekly Activities/Actividades Semanales:</u></p> <ol style="list-style-type: none"> 1. Review sheet for structures & functions 2. Picture Vocabulary 3. Science Rock 4. Content Connections Video 5. Reading Science: A “Plant Adaptations” <p><u>Assessment(s)/Evaluación(es):</u></p> <ol style="list-style-type: none"> 1. Reading Science: A “Plant Adaptations 2. Floocabulary—Parts of a Plant 	<p>Studies Weekly (English/Español)</p> <p>Objective(s)/Objetivo(s): We will identify the impacts of various issues and events on life and how people earn their living in Texas. <i>Identificaremos los impactos de varios problemas y eventos en la vida y cómo las personas se ganan la vida en Texas.</i></p> <p>Materials/ Materiales: StudiesWeekly.com - Week 28</p> <p>ELPS: 1E, 2E</p> <p><u>Weekly Activities/Actividades Semanales:</u></p> <ol style="list-style-type: none"> 1. Read or Listen to "From Boom to Bust", “A Changing Texas, A Changing World”, “Building a Workforce for Women”, and “Texas Heroes of World War II”. <i>Lea o escuche "De boom a busto", "A Changing Texas, A Changing World", "Construyendo una Fuerza de Trabajo para Mujeres" y "Texas Heroes of World War II".</i> 2. Watch bonus materials for stories assigned this week. <i>Ver materiales de bonus para las historias asignadas esta semana.</i> <p>Assessment(s)/Evaluación(es): For a grade:</p> <ol style="list-style-type: none"> 1. Complete the test on StudiesWeekly.com and submit it for grading. <i>Complete la prueba de la semana 28.</i>

Coach Hatfield and Ms. Lupold have your 4th Set of lessons and activities here!
Stay strong physically and in your heart as you exercise, play and make music a new way!
Live links to more lessons are on the pages below the lesson plan text boxes.

If there are any questions, please feel free to email:

P.E. Coach at: hatfiledt@lpisd.org for physical education questions

Office hours for P.E. are: 9:00-11:00 and 1:00-3:00 Monday – Friday

Coaches' Message: Stay Fit! Be Active!

Music/Art Teacher at: lupoldj@lpisd.org for questions about music or art

Office hours for MUSIC & ART are: 9:00-11:00 and 1:00-3:00 Monday - Friday

Fine Arts Message: Lessons on Quaver are the required lessons for Music. This week will also include Enrichment and Extension lessons with links to sites for more music and art experiences.

Music & Art

Objective(s): Students will continue to *COMPOSE their own music using digital applications in Quaver (2-5 only or on incredibox.com.) Students will create original music by adding rhythms on the instruments they found during the Instrument Scavenger Hunt along with the digital music they composed.

*COMPOSE means to write your own music. Students will learn about different musical styles.

Use the video tutorial Ms. Lupold made for you – the link is below!

Grades K-5: I will create and perform percussion sounds using "QBACK BEAT LITE". I will compose my own rhythms on my found instruments to play along with the digital Quaver drum music
3-4th Grade may choose to use "QBACK BEAT LITE" Or Incredibox.
MUSIC LESSON VIDEO TUTORIAL WITH MS. LUPOLD USING QUAVER!:

<https://drive.google.com/file/d/1RGljhC17Wkz1aOfLsR8xwtm0409O5-wE/view>

Weekly Activities:

Grades K -5–From the **Student Dashboard** in **Quaver Music** select **"Creatives"**. Then Select **"QBACK BEAT LITE"**. By choosing the Kick Drum or Snare, Floor Tom or High Hat, click on the downbeats (the beginning of each measure), or any other part of the measure for each of the 4 instruments to create a rhythm pattern on the screen shown. (The first 2 measures.) Experiment with different rhythms and sounds until you like your created music.

Then you will choose one of the instruments you 'found' in the Scavenger Hunt from Week 1 and play your own rhythm along with the digital music you created in **"QBACK BEAT LITE"**. I've included a "How To" video (the link is above) which should help greatly.

Using one or more of the instruments you found in your Scavenger Hunt, play along with the digital Quaver music, or Incredibox BeatBox. *Have someone make a short video of you creating your music. Have family members join you with more instruments. **Send Ms. Lupold the video or a link to the video.**

ENRICHMENT: GO to www.incredibox.com "Try the Web Version" for the laptop. Choose a Version and mix your own Beatbox music!

EXTENSION: Spring Art Lesson: See links below on Music and Art
***Parents should send photos or comments of their child's interaction on Quaver or making and/or singing music each week. This is how I will assign grades.**

Physical Education

Objective(s): Describe and select physical activities that provide opportunities for enjoyment and challenge. Cardiovascular endurance, Upper body, abdominal and legs' muscles' strength and endurance. Rhythm, timing, body coordination, travelling in different ways without falling, demonstrate clear contrast between slow and fast movement when travelling.

English Language Learners Objectives: Listen to and derive meaning from variety of media such as audio, videos and pictures to build and reinforce concepts and language attainment.

Weekly Activities:







Daily Exercise from P.E. Menu and List of Daily choices – See Below

FitnessGram – The state has suspended Fitness Gram testing for this school year so scores will not be entered for any students in 3rd – 5th grade. I still encourage students to work on their upper body strength and cardio endurance.

Assessment(s): Print Fitness Log sheet or create your own with notebook paper or copy paper. Scan or email a photo of the completed log to hatfieldt@lpsd.org.

P.E. Daily Exercises or choose an exercise to do from the daily choices list on the bottom.

Stay Fit! And Be Active!

<p>Monday</p> <p>Holiday</p>	<p>Tuesday</p> <p>Pop It- Crumple a paper into a little ball, toss it alternately using the palm of left and right hand as many as you can for 10 minutes. Use stuff toys or anything soft that will not hurt your feet to create a circle then stay inside the circle as a boundary while tossing the paper in the air. Click the video below. https://www.youtube.com/watch?v=JwpP1MajdvI</p> <p>Or</p> <p>Duck Race – Make 2 piles consist of 5 to 6 stuff toys/animals or any small items that are not breakable. Compete with any family member or use a timer how fast you can collect all the stuff toys/animals while doing duck walk. Click the video below. https://www.youtube.com/watch?v=O7LDScC0FiI</p>	<p>Wednesday</p> <p>Mindful Movement (repeat 2x)</p>  <p>Or</p> <p>Calming Yoga</p> 	<p>Thursday</p> <p>Spiderman Work Out</p>  <p>Or</p> <p>Iron Man Work Out</p> 	<p>Friday</p> <p>30 Jumping Jacks (3 cycles)</p>  <p>Or</p> <p>30 jumps using Jump rope (3x)</p> <p>The video below will help you make your own jump rope.</p> 
--	--	---	---	--

Daily Choices:

Run up and down your stairs for 10 minutes

50 Jumping Jacks / jump rope

Do some gardening (rake leaves and pull weeds)

Take a Family Walk or Ride Bike for 20 minutes

Vacuum or Sweep and Mop the entire house

Dust all the Windows and Furniture

Plank while reading a book



Music and Art Links



Quaver Music Lessons: *Please use Clever to sign into Quaver.*****

Log on to Clever with user name and password:

Click on the Quaver App

Go to the Student Dashboard

Choose: Creatives then “QBackBeat Lite” to compose your own music.



Go to www.incredibox.com

Choose “Try the WEB VERSION” Select a Version for Sound effects.
Click on “AUTO” for a demonstration on how you can create your own.

Spring Art Lessons

Create a Bluebonnet Garden using Cotton Balls and Q-Tips

Beginner: Use supplies you have at home.

https://youtu.be/f6Pyy_ZgheE

Advanced: Only use the parts needed for your flower design

<https://youtu.be/vzfhEYhJzOI>

Create in your own style! Send Ms. Lupold photos of your art!